

US00D500267S

(12) **United States Design Patent**  
**Elwell et al.**

(10) **Patent No.:** **US D500,267 S**

(45) **Date of Patent:** **\*\* Dec. 28, 2004**

(54) **SPIDER WEB GRILLE INSERT**

(75) Inventors: **James P. Elwell**, Ankeny, IA (US);  
**Jamie R. Bernardy**, Ames, IA (US)

(73) Assignee: **Putco, Inc.**, Story City, IA (US)

(\*\*) Term: **14 Years**

(21) Appl. No.: **29/188,144**

(22) Filed: **Aug. 13, 2003**

(51) **LOC (7) Cl.** ..... **12-16**

(52) **U.S. Cl.** ..... **D12/163**

(58) **Field of Search** ..... D12/163, 171,  
D12/90-92, 216, 169, 196; 180/68.1, 68.6;  
296/194

(56) **References Cited**

**U.S. PATENT DOCUMENTS**

D195,196 S	*	5/1963	Milliken	.....	D12/163
D425,834 S	*	5/2000	Sousamian	.....	D12/163
D459,684 S	*	7/2002	Sakae	.....	D12/163
D460,933 S	*	7/2002	Newton	.....	D12/163
D464,011 S	*	10/2002	Cicansky	.....	D12/216

D476,604 S	*	7/2003	Longfellow	.....	D12/163
D478,856 S	*	8/2003	Cicansky	.....	D12/216
D479,166 S	*	9/2003	Tanaka et al.	.....	D12/163
D479,180 S	*	9/2003	Cicansky	.....	D12/216
D480,667 S	*	10/2003	Price et al.	.....	D12/163

\* cited by examiner

*Primary Examiner*—Melody N. Brown

(74) *Attorney, Agent, or Firm*—McKee, Voorhees & Sease, P.L.C.


(57) **CLAIM**

We claim the ornamental design for a spider web grille insert, as shown and described.

**DESCRIPTION**

FIG. 1 is a perspective view of the spider web grille insert showing our new design;  
FIG. 2 is an end elevational view thereof, the opposite end is a mirror image of that shown;  
FIG. 3 is a top plan view thereof;  
FIG. 4 is a bottom plan view thereof;  
FIG. 5 is a front elevational view thereof; and,  
FIG. 6 is a rear elevational view thereof.

**1 Claim, 2 Drawing Sheets**



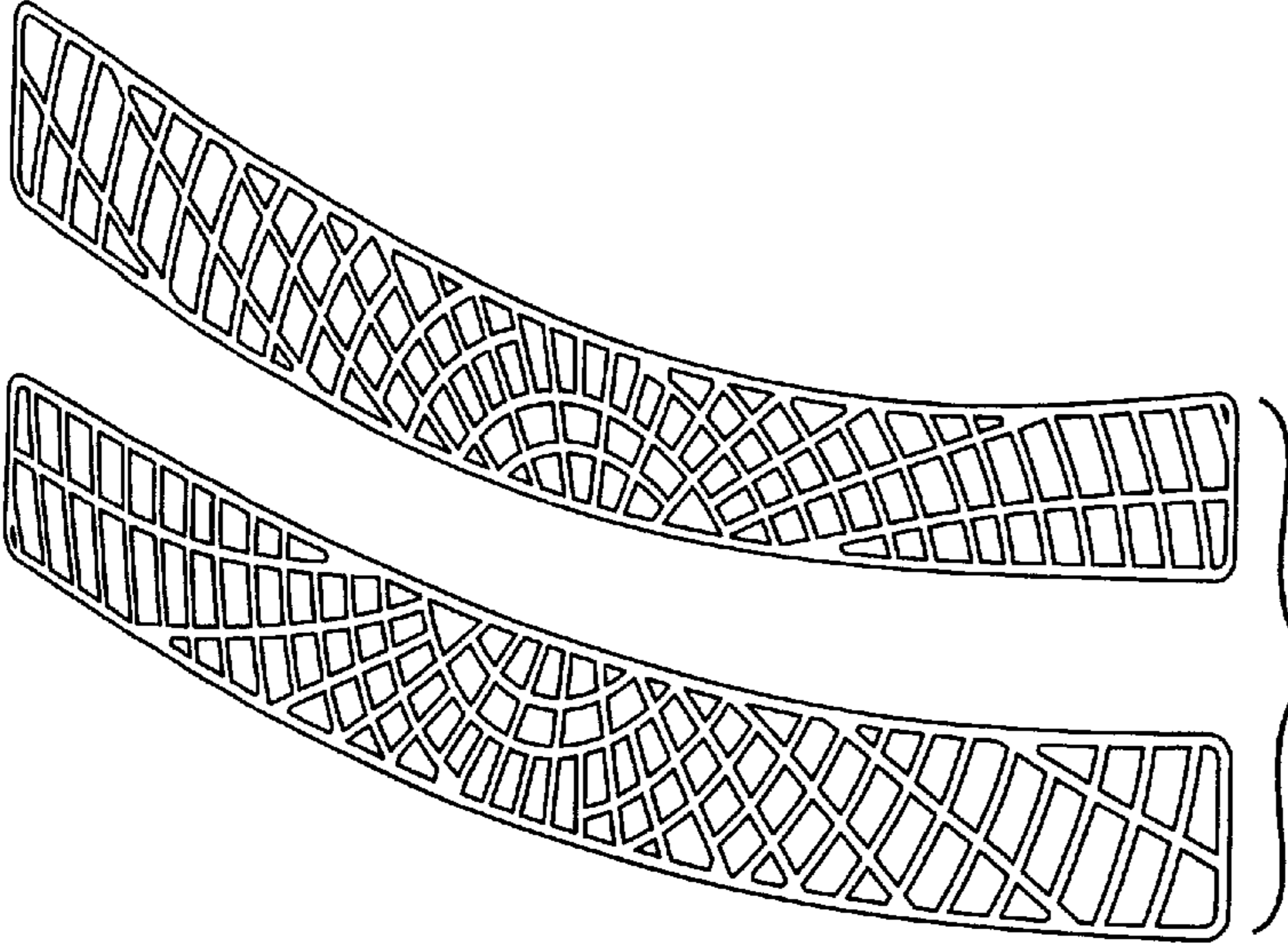


FIG. 1

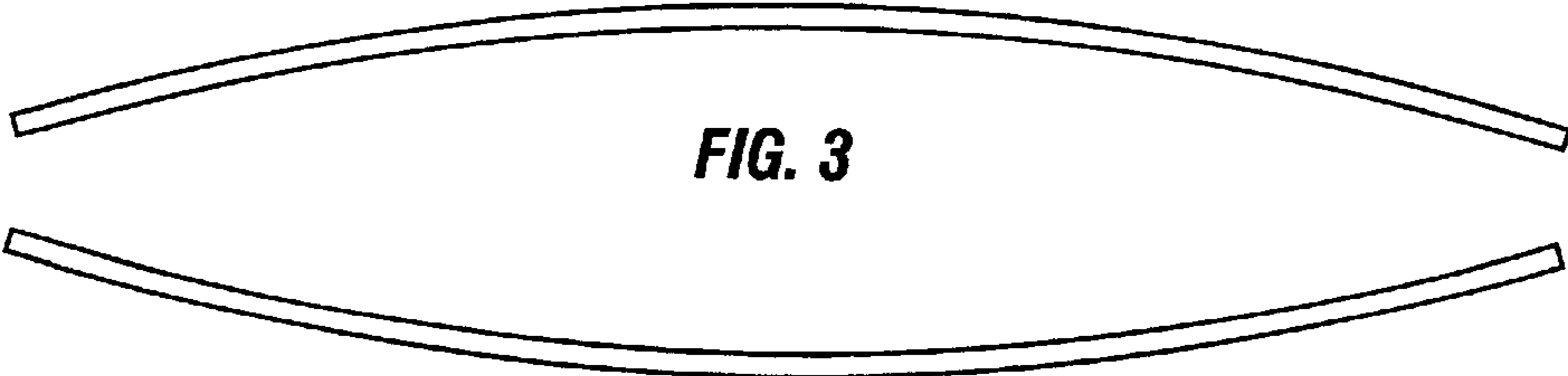


FIG. 3

FIG. 4




FIG. 5



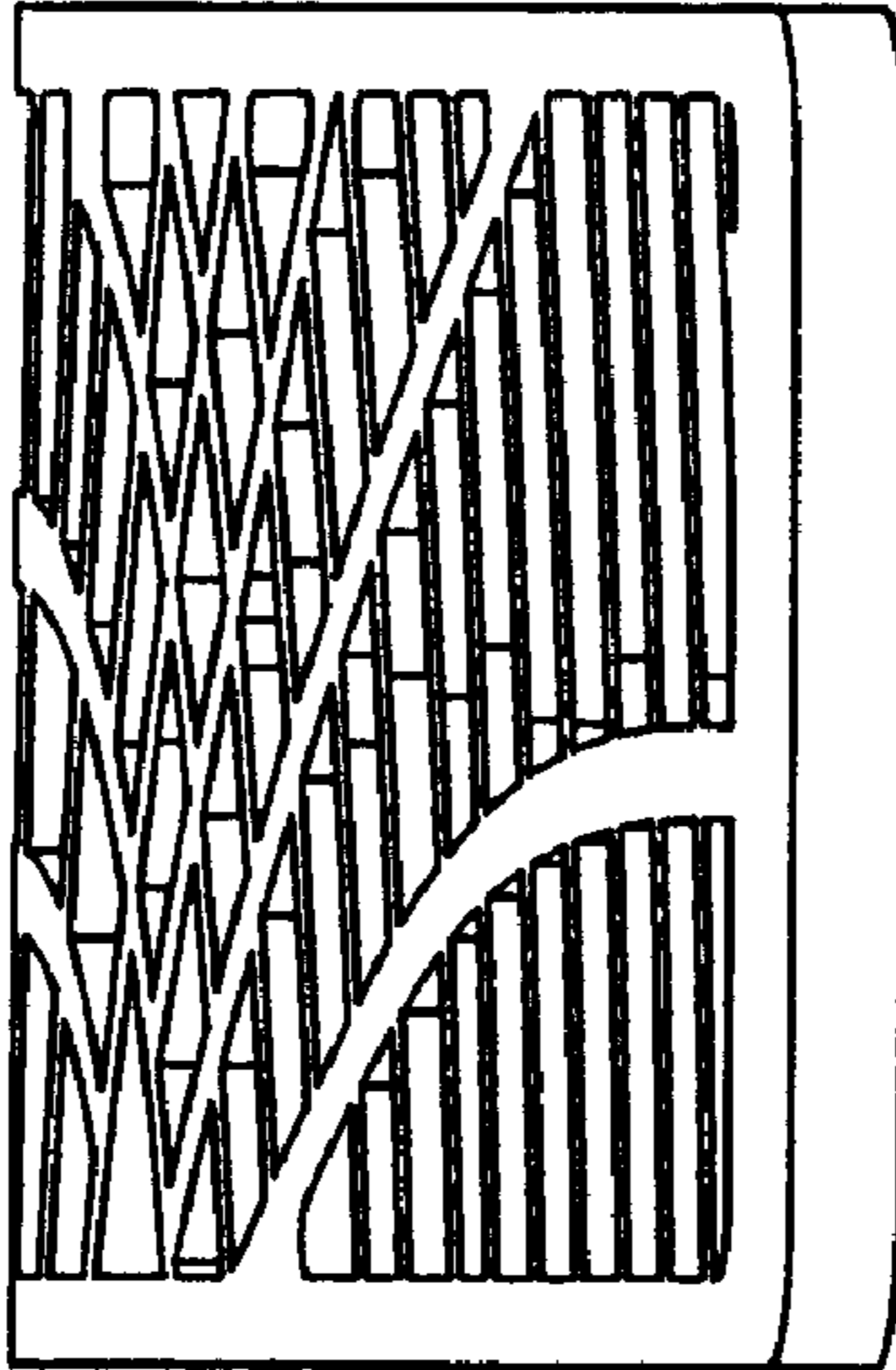


FIG. 6



**FIG. 2**