

US00D500266S

(12) **United States Design Patent**
Elwell et al.

(10) **Patent No.:** **US D500,266 S**
(45) **Date of Patent:** **** Dec. 28, 2004**

(54) **SPIDER WEB GRILLE INSERT**
(75) Inventors: **James P. Elwell**, Ankeny, IA (US);
Jamie R. Bernardy, Ames, IA (US)
(73) Assignee: **Putco, Inc.**, Story City, IA (US)
(**) Term: **14 Years**

D475,002 S * 5/2003 Leazenby D12/163
D476,604 S * 7/2003 Longfellow D12/163
D478,856 S * 8/2003 Cicansky D12/216
D479,166 S * 9/2003 Tanaka et al. D12/163
D479,180 S * 9/2003 Cicansky D12/216
D480,667 S * 10/2003 Price et al. D12/163

* cited by examiner

Primary Examiner—Melody N. Brown
(74) *Attorney, Agent, or Firm*—McKee, Voorhees & Sease,
P.L.C.

(21) Appl. No.: **29/188,100**
(22) Filed: **Aug. 13, 2003**
(51) **LOC (7) Cl.** **12-16**
(52) **U.S. Cl.** **D12/163**
(58) **Field of Search** D12/163, 171,
D12/90-92, 216, 169, 196; 180/68.1, 68.6;
296/194

(57) **CLAIM**

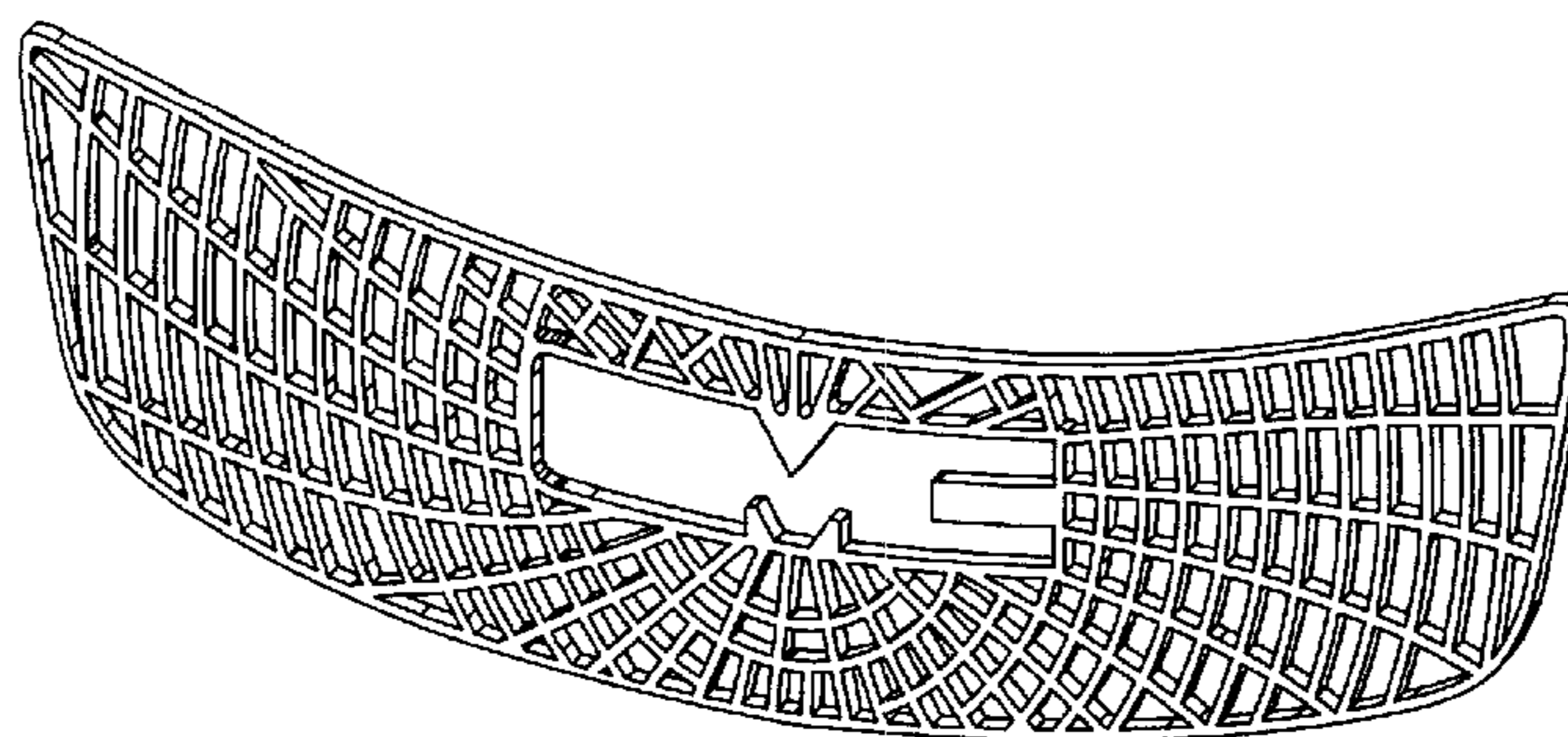
We claim the ornamental design for a spider web grille insert, as shown and described.

DESCRIPTION

FIG. 1 is a perspective view of the spider web grille insert showing our new design;
FIG. 2 is a right end elevational view thereof;
FIG. 3 is a top plan view thereof;
FIG. 4 is a bottom plan view thereof;
FIG. 5 is a front elevational view thereof;
FIG. 6 is a rear elevational view thereof; and,
FIG. 7 is a left end elevational view thereof.

(56) **References Cited**
U.S. PATENT DOCUMENTS
D195,196 S * 5/1963 Milliken D12/163
D425,834 S * 5/2000 Sousamian D12/163
D459,684 S * 7/2002 Sakae D12/163
D460,933 S * 7/2002 Newton D12/163
D464,011 S * 10/2002 Cicansky D12/216
D466,453 S * 12/2002 Elwell et al. D12/163

1 Claim, 2 Drawing Sheets



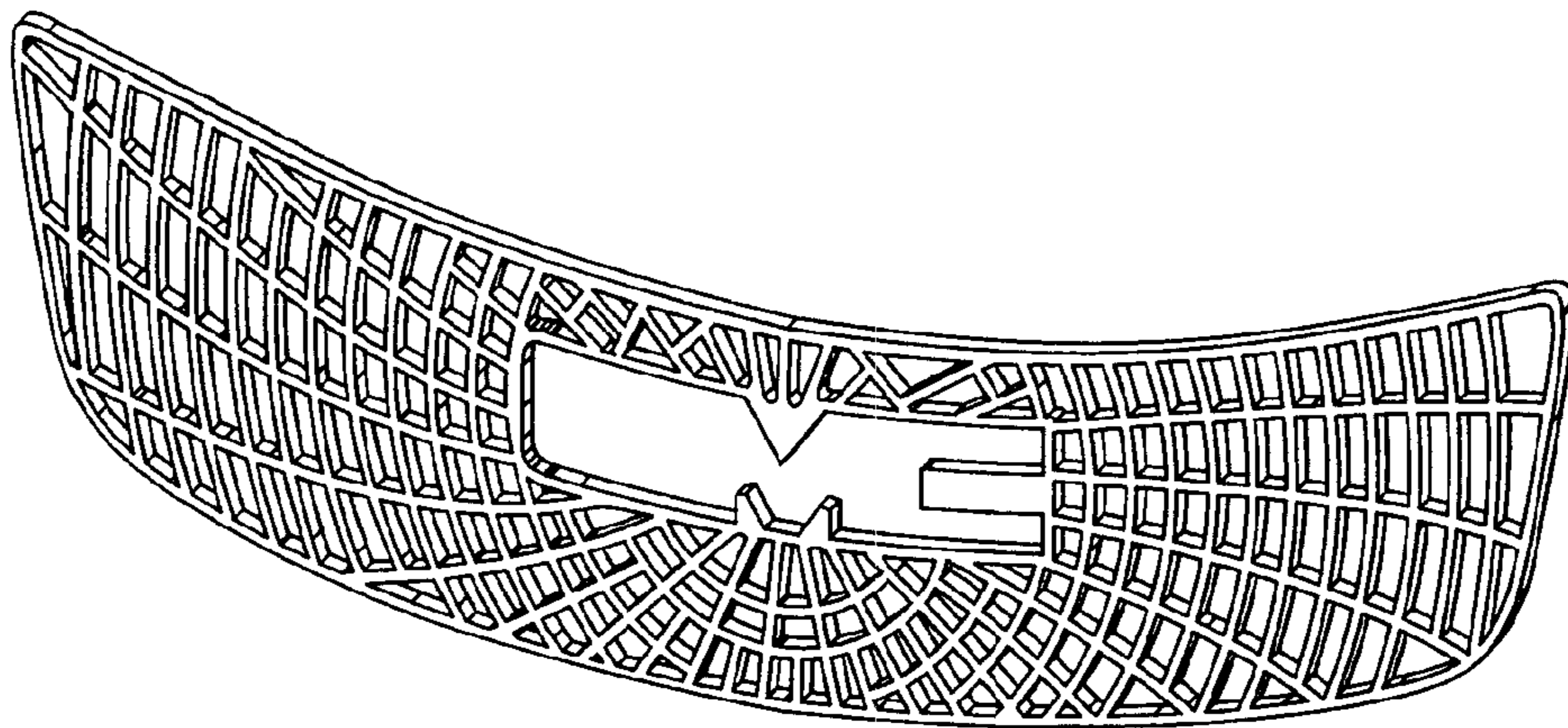


FIG. 1

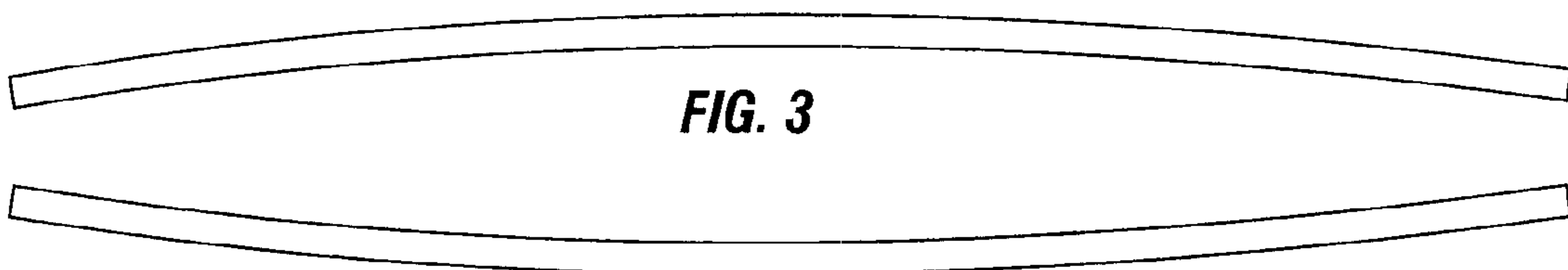


FIG. 3

FIG. 4




FIG. 5




FIG. 6

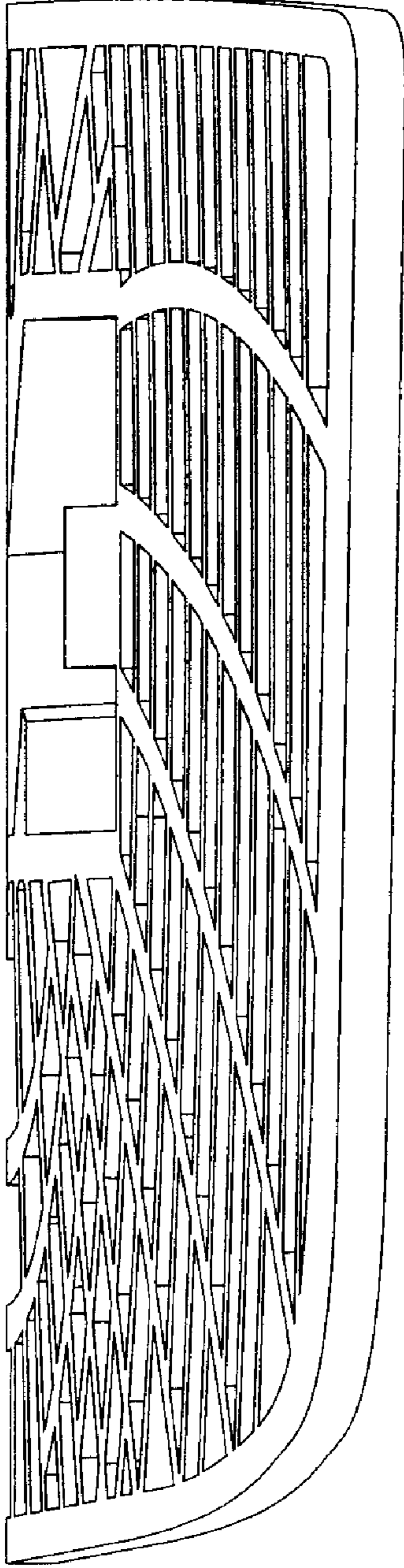


FIG. 2

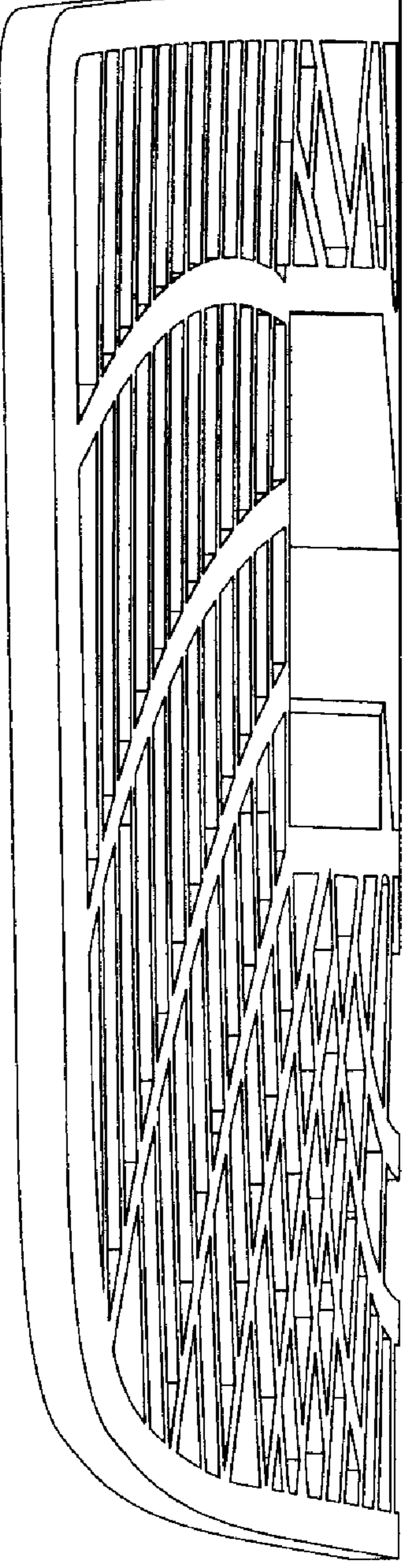


FIG. 7