

US00D500262S

(12) **United States Design Patent**  
**Fukunaga et al.**

(10) **Patent No.:** **US D500,262 S**  
(45) **Date of Patent:** **\*\* Dec. 28, 2004**

(54) **AUTOMOBILE**

(75) Inventors: **Keima Fukunaga**, Aichi-ken (JP);  
**Yasutaka Eto**, Aichi-ken (JP)

(73) Assignee: **Toyota Jidosha Kabushiki Kaisha** (JP)

(\*\*) Term: **14 Years**

(21) Appl. No.: **29/180,760**

(22) Filed: **Apr. 29, 2003**

(51) **LOC (7) Cl.** ..... **12-08**

(52) **U.S. Cl.** ..... **D12/92**

(58) **Field of Search** ..... D12/90-92, 86;  
D21/424, 433; 296/185

(56) **References Cited**

**U.S. PATENT DOCUMENTS**

|            |   |         |               |       |         |
|------------|---|---------|---------------|-------|---------|
| D418,087 S | * | 12/1999 | Ueno          | ..... | D12/91  |
| D419,919 S | * | 2/2000  | McGovern      | ..... | D12/91  |
| D464,038 S | * | 10/2002 | Bebenroth     | ..... | D14/223 |
| D476,269 S | * | 6/2003  | Suzuki et al. | ..... | D12/91  |
| D479,491 S | * | 9/2003  | Kato et al.   | ..... | D12/91  |

**OTHER PUBLICATIONS**

2001 Toyota RAV4 J; Brochure of RAVA J; Jul. 2001.

\* cited by examiner

*Primary Examiner*—Melody N. Brown

(74) *Attorney, Agent, or Firm*—SAIDMAN DesignLaw Group

(57) **CLAIM**

The ornamental design for an automobile, as shown and described.

**DESCRIPTION**

FIG. 1 is a front perspective view of an automobile showing our new design;

FIG. 2 is a rear perspective view thereof;

FIG. 3 is a right-side view thereof, with the left-side view being a mirror image;

FIG. 4 is a top view thereof;

FIG. 5 is a front view thereof; and,


FIG. 6 is a rear view thereof.

**1 Claim, 2 Drawing Sheets**







**FIG. 1**



**FIG. 2**




**FIG. 3**



**FIG. 4**



**FIG. 5**



**FIG. 6**

UNITED STATES PATENT AND TRADEMARK OFFICE  
**CERTIFICATE OF CORRECTION**

PATENT NO. : Des. 500,262 S  
APPLICATION NO. : 29/180760  
DATED : December 28, 2004  
INVENTOR(S) : Fukunaga et al.

Page 1 of 2

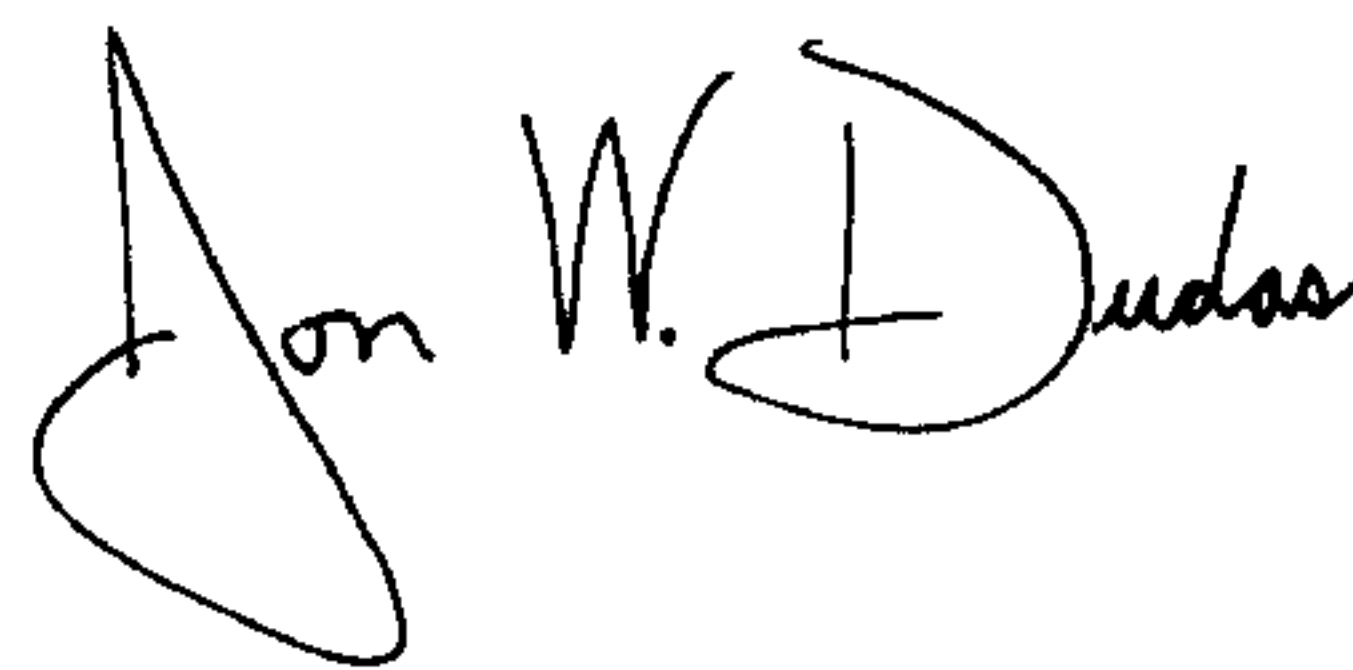
It is certified that error appears in the above-identified patent and that said Letters Patent is hereby corrected as shown below:

The Title Page, showing an Illustrative Figure, Should be **Deleted** and **Substitute** therefor the Attached Title Page.

**Delete** Drawing Sheets 1 - 2 and **Substitute** Therefor the Drawing Sheets Consisting of FIGS 1-6 as Shown on the Attached Pages.

Signed and Sealed this

Thirtieth Day of December, 2008

A handwritten signature in black ink that reads "Jon W. Dudas". The signature is written in a cursive style with a large, stylized initial "J".

JON W. DUDAS

*Director of the United States Patent and Trademark Office*



(12) **United States Design Patent** (10) Patent No.: **US D500,262 S**  
 Fukunaga et al. (45) Date of Patent: **Dec. 28, 2004**

(54) **AUTOMOBILE**

(75) Inventors: **Keima Fukunaga, Aichi-ken (JP);  
 Yasutaka Eto, Aichi-ken (JP)**  
 (73) Assignee: **Toyota Jidosha Kabushiki Kaisha (JP)**  
 (\*\*) Term: **14 Years**

(51) Appl. No.: **29/180,760**  
 (22) Filed: **Apr. 29, 2003**

(51) **LOC (7) Cl.** ..... **D12/08**  
 (52) **U.S. Cl.** ..... **D12/92**  
 (58) **Field of Search** ..... **D12/90-92, 86;  
 D21/424, 433; 296/185**

(56) **References Cited**  
**U.S. PATENT DOCUMENTS**

- D418,087 S \* 12/1999 Ueno ..... D12/91
- D419,916 S \* 3/2000 McGovern ..... D12/91
- D464,038 S \* 10/2002 Behrens ..... D14/223
- D476,369 S \* 6/2003 Suzuki et al. .... D12/91
- D479,491 S \* 9/2003 Kato et al. .... D12/91

**OTHER PUBLICATIONS**

2001 Toyota RAV4 J; Brochure of RAV4 J; Jul. 2001.

\* cited by examiner

*Primary Examiner*—Melody N. Brown

(74) *Attorney, Agent, or Firm*—SAIDMAN DesignLaw Group

(57) **CLAIM**

The ornamental design for an automobile, as shown and described.

**DESCRIPTION**

FIG. 1 is a front perspective view of an automobile showing our new design;  
 FIG. 2 is a rear perspective view thereof;  
 FIG. 3 is a right-side view thereof, with the left-side view being a mirror image;  
 FIG. 4 is a top view thereof;  
 FIG. 5 is a front view thereof; and,  
 FIG. 6 is a rear view thereof.

**1 Claim, 2 Drawing Sheets**

