

US00D500247S

(12) **United States Design Patent**  
**Harrison**

(10) **Patent No.:** **US D500,247 S**  
(45) **Date of Patent:** **\*\* Dec. 28, 2004**

(54) **CONTAINER**

(75) **Inventor:** **Roy Harrison, Woolford, MD (US)**

(73) **Assignee:** **Celeste Industries Corporation,**  
**Easton, MD (US)**

(\*\*) **Term:** **14 Years**

(21) **Appl. No.:** **29/185,852**

(22) **Filed:** **Jul. 3, 2003**

(51) **LOC (7) Cl. .... 09-01**

(52) **U.S. Cl. .... D9/300**

(58) **Field of Search** ..... D9/300, 503, 530,  
D9/539, 542, 543, 558, 557, 569, 570,  
448, 438, 446; 215/382, 383, 384, 235,  
216, 217, 252, 44; 222/321.1-321.9, 212,  
213, 215, 320, 383.1, 383.3, 385; 206/1.5,  
404, 405

(56) **References Cited**

**U.S. PATENT DOCUMENTS**

4,144,983	A	*	3/1979	Pauls et al. ....	215/216
4,676,370	A	*	6/1987	Rudick .....	206/1.5
5,148,948	A		9/1992	Granville et al.	
5,240,147	A		8/1993	Frazier et al.	
D344,232	S	*	2/1994	Granville et al. ....	D9/300
5,350,087	A		9/1994	Frazier et al.	
D351,794	S	*	10/1994	Foster .....	D9/448
5,480,068	A		1/1996	Frazier et al.	
5,836,466	A	*	11/1998	Briere et al. ....	215/216
6,016,930	A	*	1/2000	Mathes et al. ....	215/216
6,223,919	B1	*	5/2001	Kuehn .....	215/252
D467,163	S	*	12/2002	Crawford .....	D9/300
6,520,470	B1		2/2003	Chan	
D485,747	S	*	1/2004	Crawford .....	D9/300
D486,062	S	*	2/2004	Huang .....	D9/300

**FOREIGN PATENT DOCUMENTS**

EP	0 997 384	A1	5/2000
EP	1 103 212	A1	5/2001

EP 1 312 294 A1 5/2003

\* cited by examiner

*Primary Examiner*—Paula A. Greene

(74) *Attorney, Agent, or Firm*—Kilpatrick Stockton LLP

(57) **CLAIM**

The ornamental design for a container, as shown and described.

**DESCRIPTION**

FIG. 1 shows a container according to a first embodiment of the present invention, shown in a perspective view.

FIG. 2 shows a front view of the container shown in FIG. 1.

FIG. 3 shows a rear view of the container shown in FIG. 1.

FIG. 4 shows a right side view of the container shown in FIG. 1.

FIG. 5 shows a left side view of the container shown in FIG. 1.

FIG. 6 shows a top view of the container shown in FIG. 1.

FIG. 7 shows a bottom view of the container shown in FIG. 1.

FIG. 8 shows a container according to another embodiment of the present invention, shown in a perspective view.

FIG. 9 shows a front view of the container shown in FIG. 8.

FIG. 10 shows a rear view of the container shown in FIG. 8.

FIG. 11 shows a right side view of the container shown in FIG. 8.

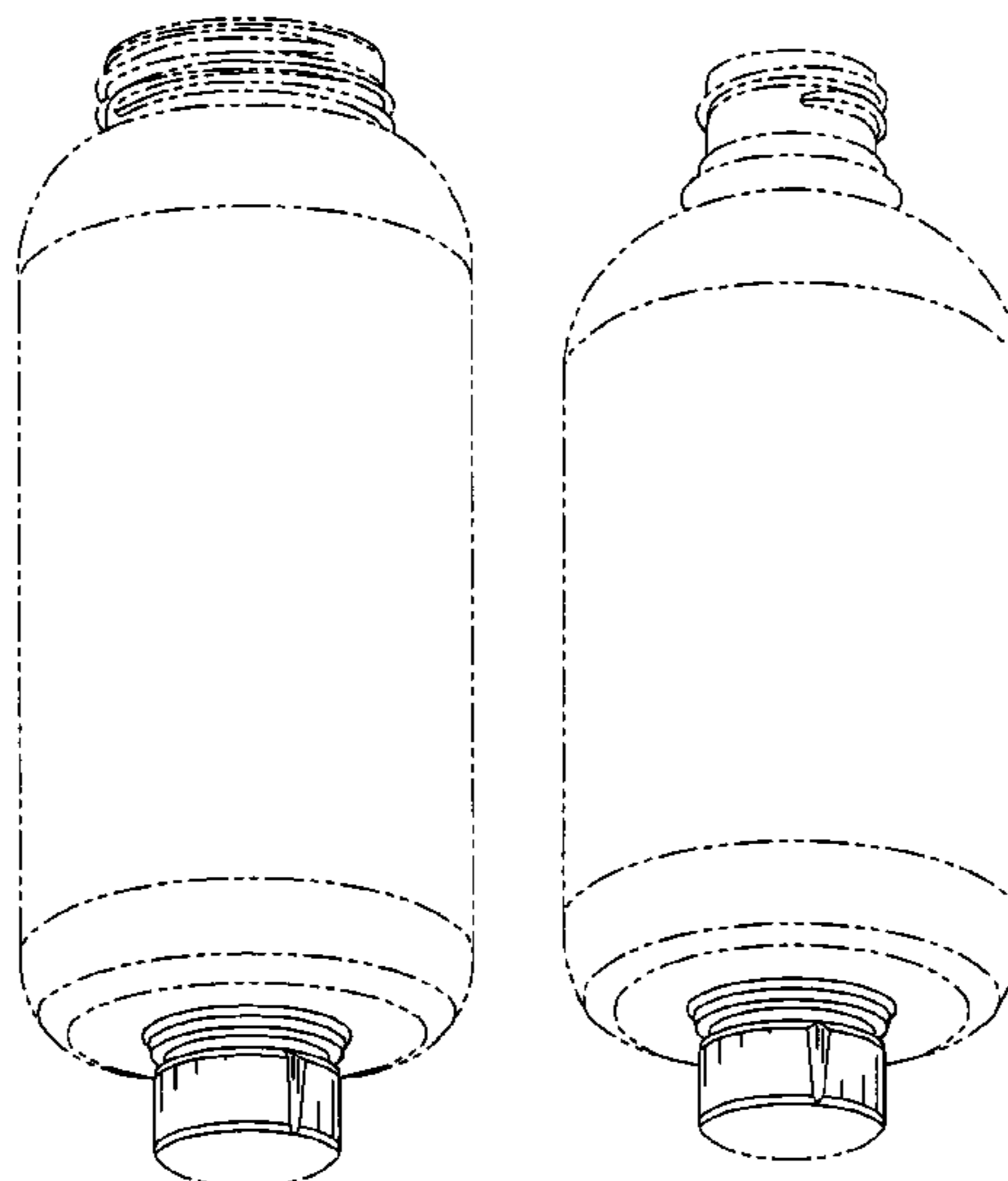
FIG. 12 shows a left side view of the container shown in FIG. 8.

FIG. 13 shows a top view of the container shown in FIG. 8; and,

FIG. 14 shows a bottom view of the container shown in FIG. 8.

The broken lines of the container are for illustrative purposes only, and form no part of the claimed design. The broken lines in FIGS. 1 through 14 are for illustrative purposes only and forms no part of the claimed design.

**1 Claim, 14 Drawing Sheets**






FIG. 1




FIG. 2




FIG. 3




FIG. 4




FIG. 5

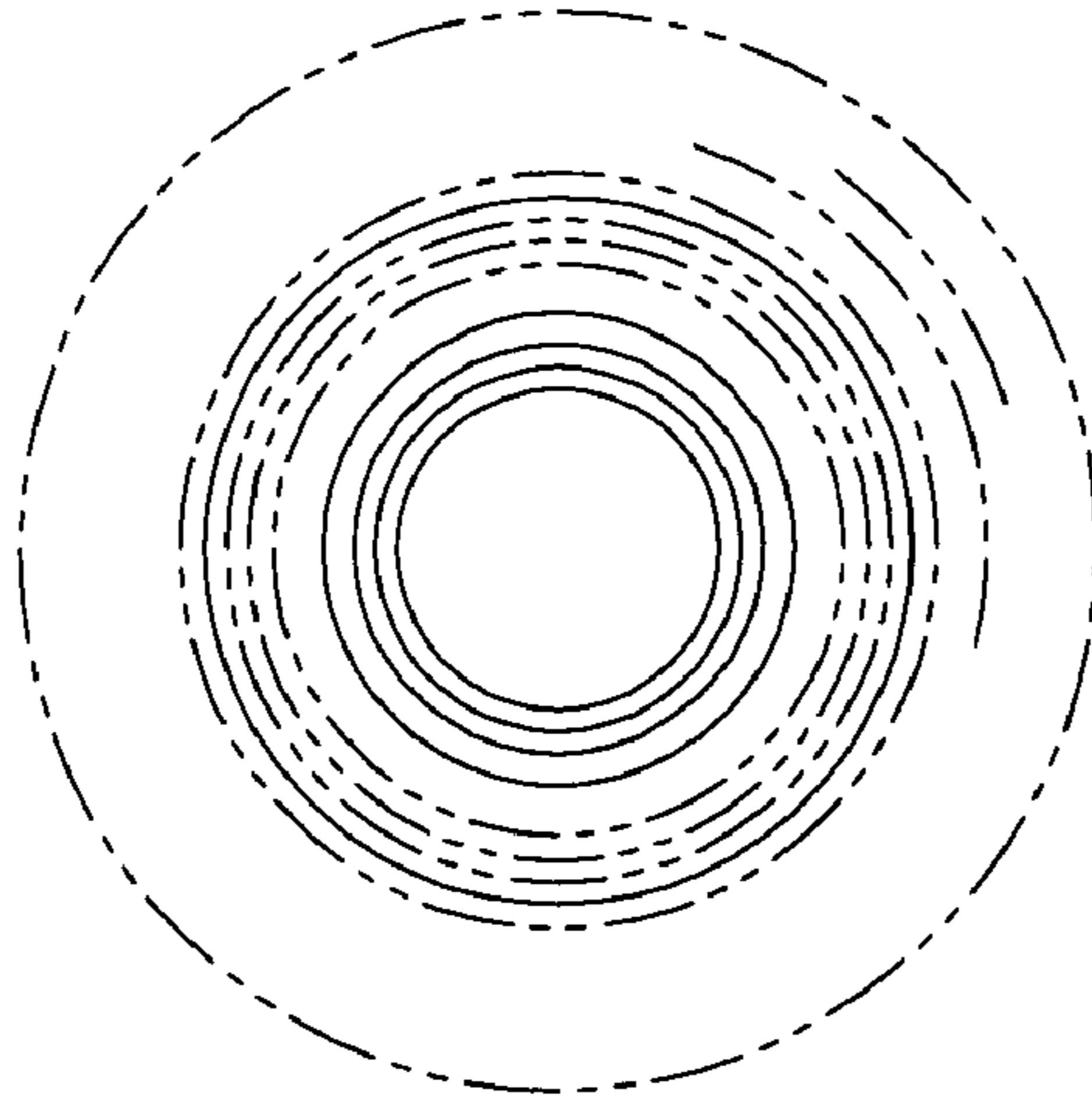


FIG. 6

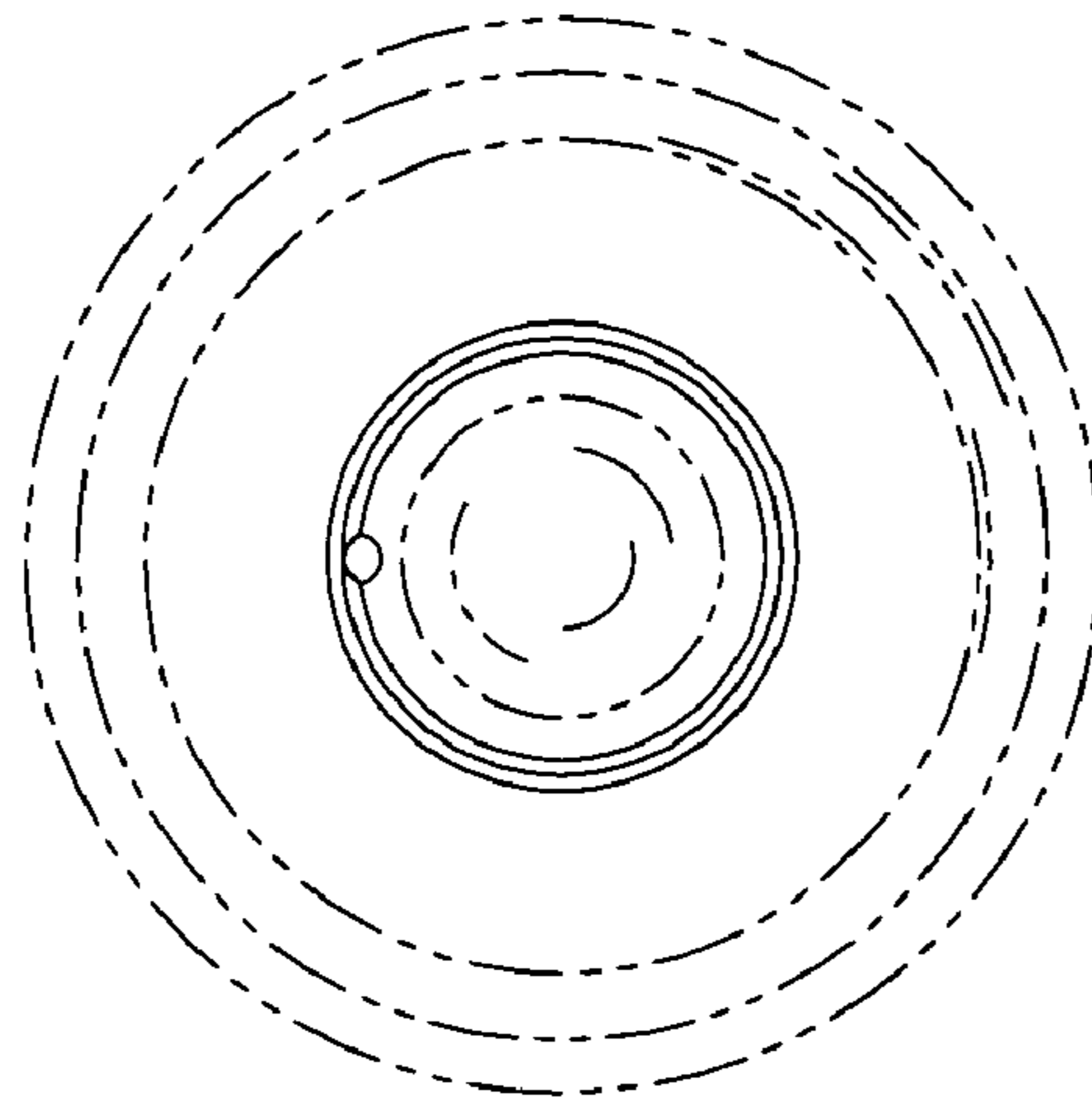


FIG. 7






FIG. 8




FIG. 9




FIG. 10




FIG. 11




FIG. 12

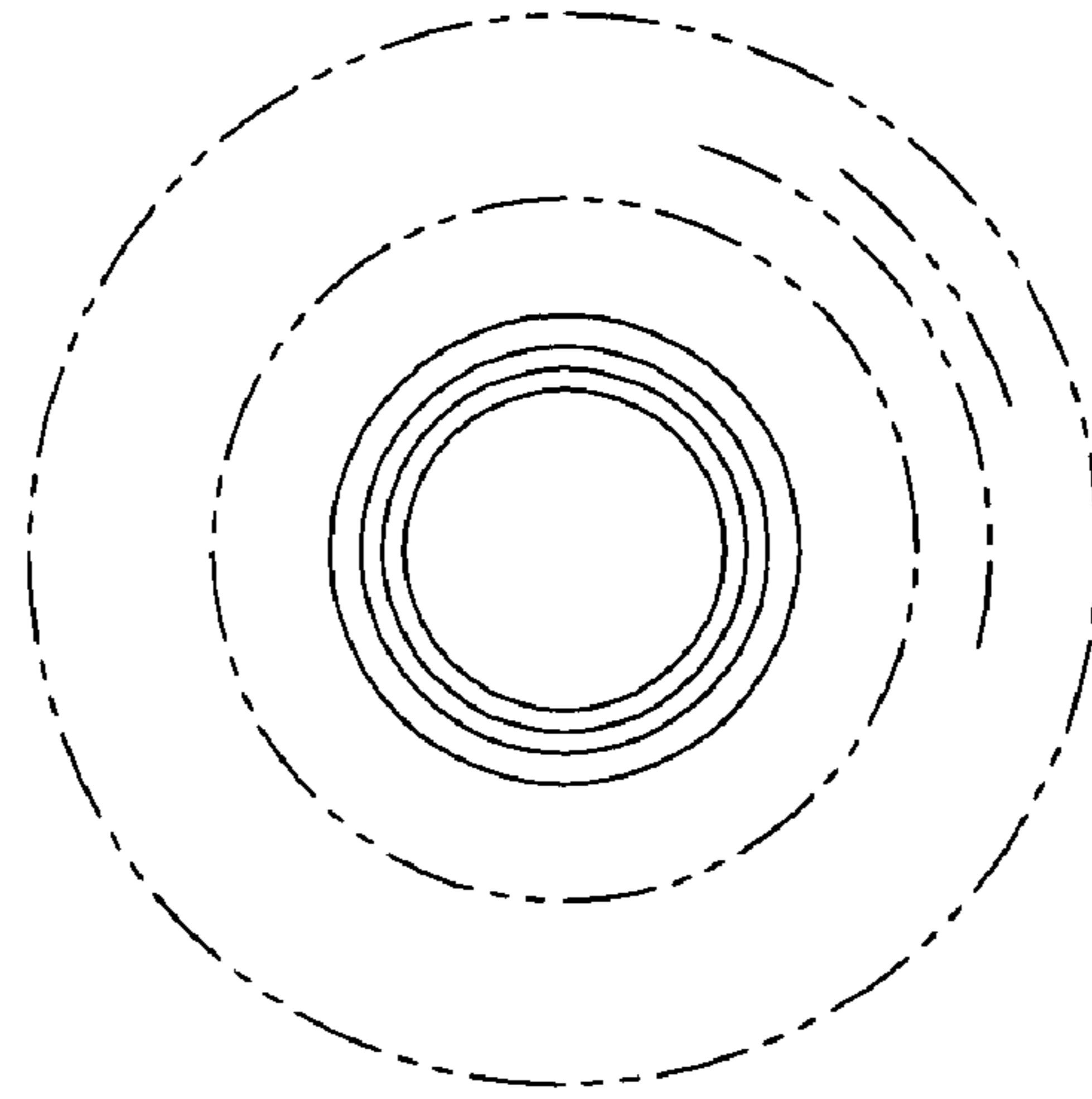


FIG. 13

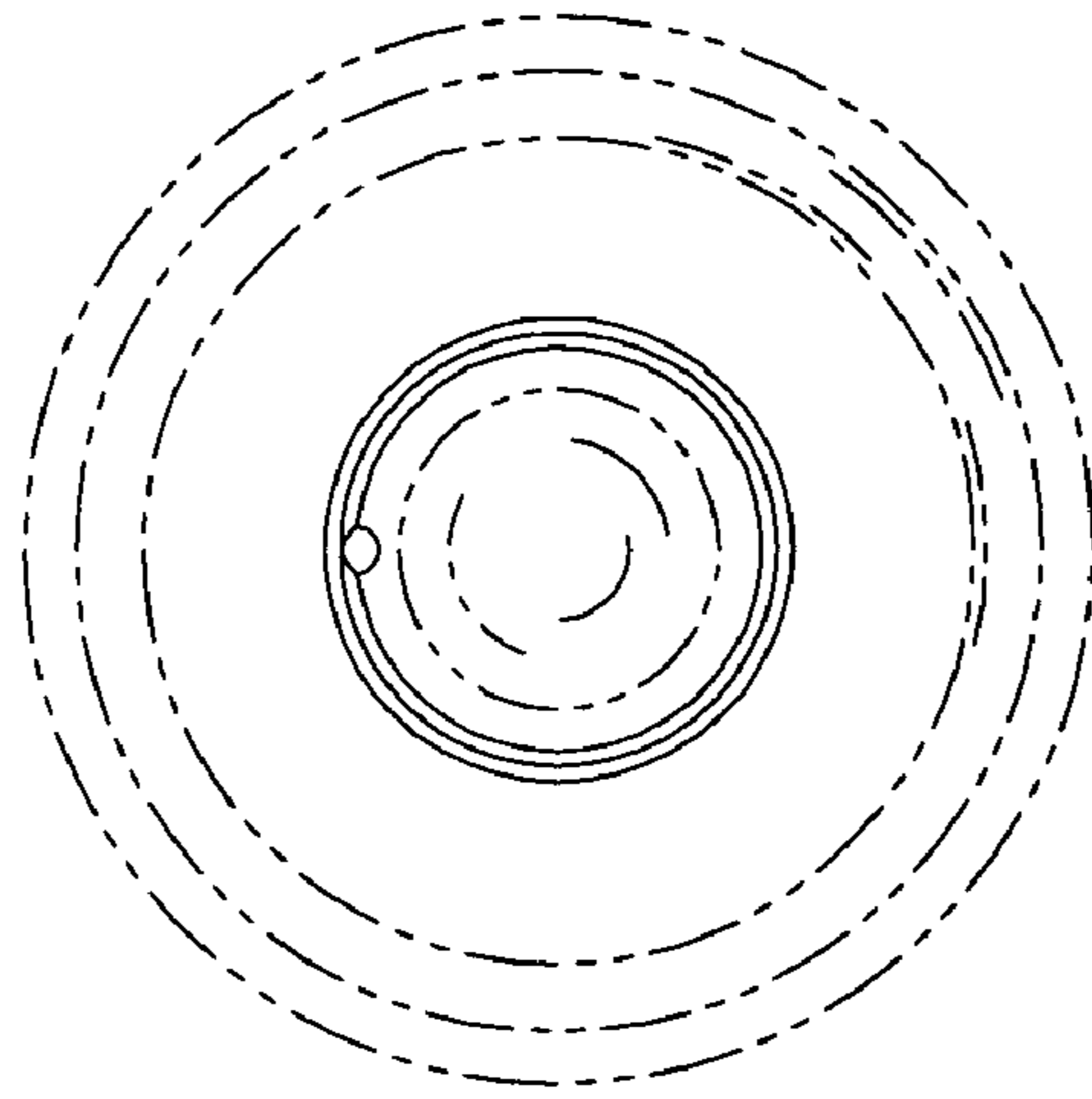


FIG. 14