

US00D500241S

(12) **United States Design Patent**  
**Choi**

(10) **Patent No.: US D500,241 S**

(45) **Date of Patent: \*\* Dec. 28, 2004**

(54) **JEWEL IMPLANTED KNOB**

(76) **Inventor: Jong Cheoul Choi, 2300 S. Reservoir St., #208, Pomona, CA (US) 91766**

(\*\*) **Term: 14 Years**

(21) **Appl. No.: 29/193,224**

(22) **Filed: Nov. 6, 2003**

(51) **LOC (7) Cl. .... 08-06**

(52) **U.S. Cl. .... D8/312; D8/310**

(58) **Field of Search .... D8/300, 307, 310, D8/309, 312; D23/250-254; 116/321, 429, 441; 292/1, 347; 16/429, 441; 74/531; D9/453; 200/333; 451/127**

(56) **References Cited**

**U.S. PATENT DOCUMENTS**

D73,182 S \* 8/1927 Kasch ..... D8/310  
D105,723 S \* 8/1937 Wheaton ..... D9/453

D155,349 S \* 9/1949 Lear ..... D8/310  
2,547,157 A \* 4/1951 Gibbons ..... 451/127  
2,688,678 A \* 9/1954 Henderson ..... 200/333  
2,793,899 A \* 5/1957 Meyer ..... 292/347  
3,915,485 A \* 10/1975 Richman et al. .... 292/1  
4,373,405 A \* 2/1983 Geil ..... 74/531  
D398,214 S \* 9/1998 Yui ..... D8/312  
D475,270 S \* 6/2003 Loyd et al. .... D8/312

\* cited by examiner

*Primary Examiner*—Paula A. Greene

(74) *Attorney, Agent, or Firm*—Eugene Oak

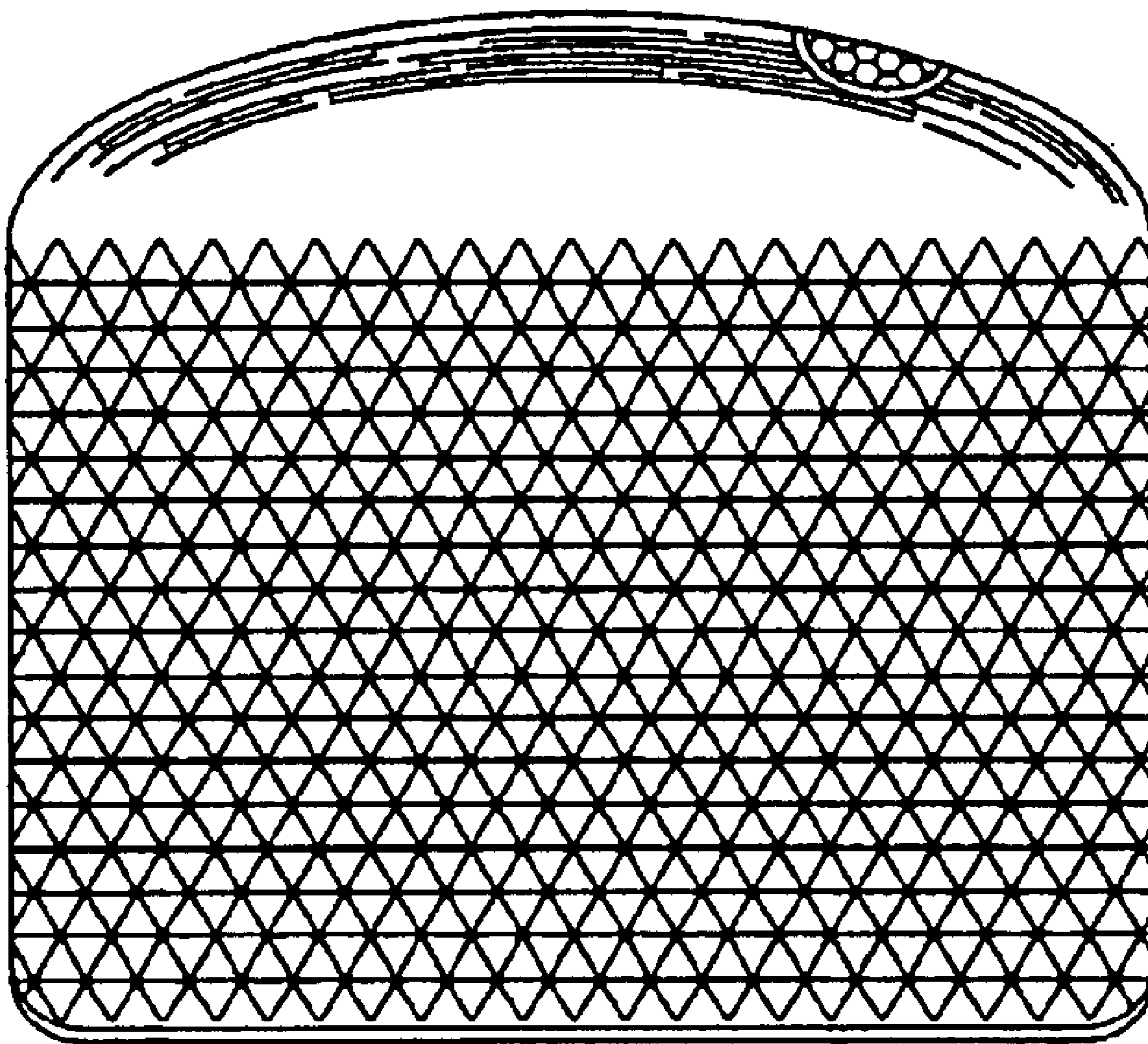
(57) **CLAIM**

I claim the ornamental design for a jewel implanted knob, as shown.

**DESCRIPTION**

FIG. 1 is a top view of a knob of the present invention; and, FIG. 2 is a side view of a knob of the present invention.

**1 Claim, 1 Drawing Sheet**






FIG. 1

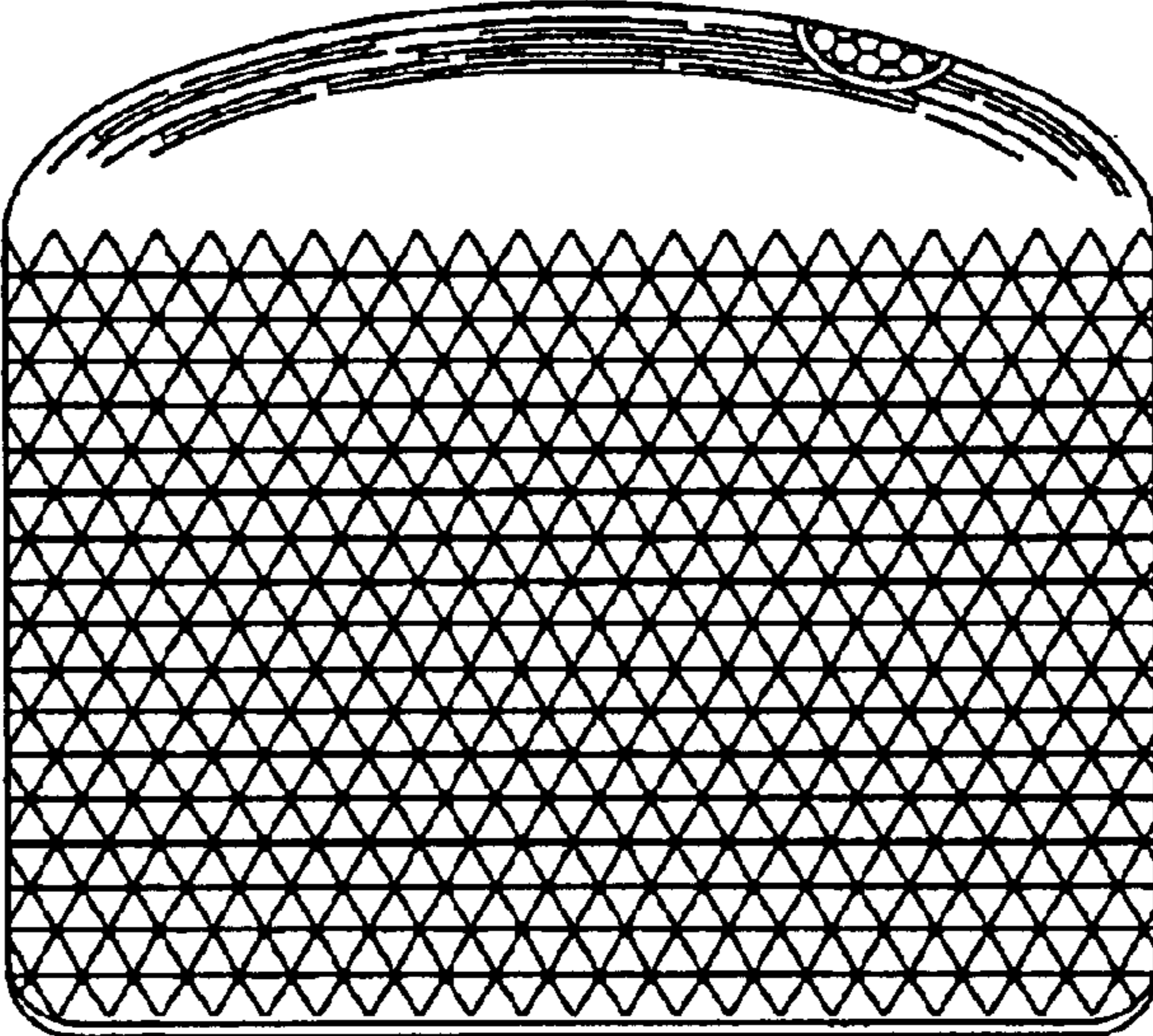


FIG. 2