

US00D500235S

(12) **United States Design Patent** (10) **Patent No.:** **US D500,235 S**
Albert et al. (45) **Date of Patent:** **** Dec. 28, 2004**

(54) **PRUNER**

(75) Inventors: **Barry R. Albert**, Dillsburg, PA (US);
Michael J. Tomchak, Harrisburg, PA (US)

(73) Assignee: **Ames True Temper, Inc.**, Camp Hill, PA (US)

(**) Term: **14 Years**

(21) Appl. No.: **29/187,923**

(22) Filed: **Aug. 8, 2003**

(51) **LOC (7) Cl.** **08-01**

(52) **U.S. Cl.** **D8/5**

(58) **Field of Search** D8/4, 5; 30/251-252

2002/0020067 A1 2/2002 Silver et al.
2002/0046466 A1 4/2002 Deville
2002/0083809 A1 7/2002 Knight

OTHER PUBLICATIONS

3003478 (DEVILLE) Jun. 25, 2002 [online] [retrieved on Apr. 20, 2004]. Retrieved from Great Britain Patent Office database.*

* cited by examiner

Primary Examiner—Holly Baynham

(74) *Attorney, Agent, or Firm*—Brij K. Agarwal; Eckert Seamans Cherin & Mellott, LLC

(57) **CLAIM**

The ornamental design for a pruner, as shown and described.

DESCRIPTION

FIG. 1 is a front perspective view of a pruner showing our new design;

FIG. 2 is a front elevational view thereof;

FIG. 3 is rear elevational view thereof;

FIG. 4 is a top plan view thereof;

FIG. 5 is a bottom plan view thereof;

FIG. 6 is a right side elevational view thereof; and,

FIG. 7 is a left side elevational view thereof.

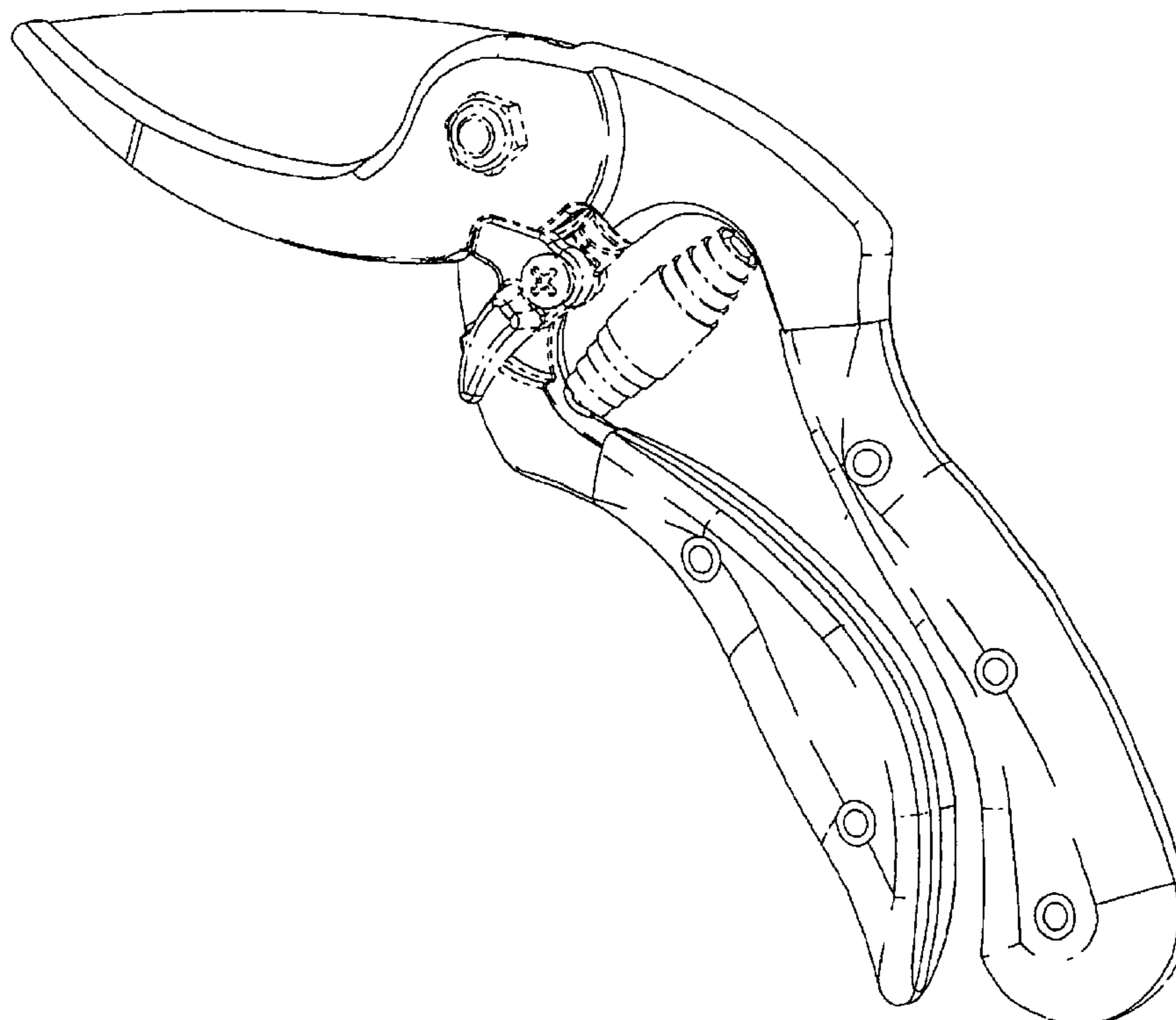
The broken line showing of pruner elements is for illustrative purposes only and forms no part of the claimed design.

(56) **References Cited**

U.S. PATENT DOCUMENTS

3,596,355 A	8/1971	Wertepay, Sr.	
4,502,222 A	3/1985	Sargent	
4,980,975 A	1/1991	Hodson	
5,020,222 A	6/1991	Gosselin et al.	
5,108,343 A	4/1992	Gilliam	
5,815,866 A	10/1998	Janky	
5,950,316 A	9/1999	Asselin et al.	
D438,071 S	* 2/2001	Deville	D8/5
6,223,440 B1	5/2001	Rashman	
D459,168 S	* 6/2002	Meyerratken	D8/5
D462,586 S	* 9/2002	Halpern et al.	D8/5

1 Claim, 5 Drawing Sheets



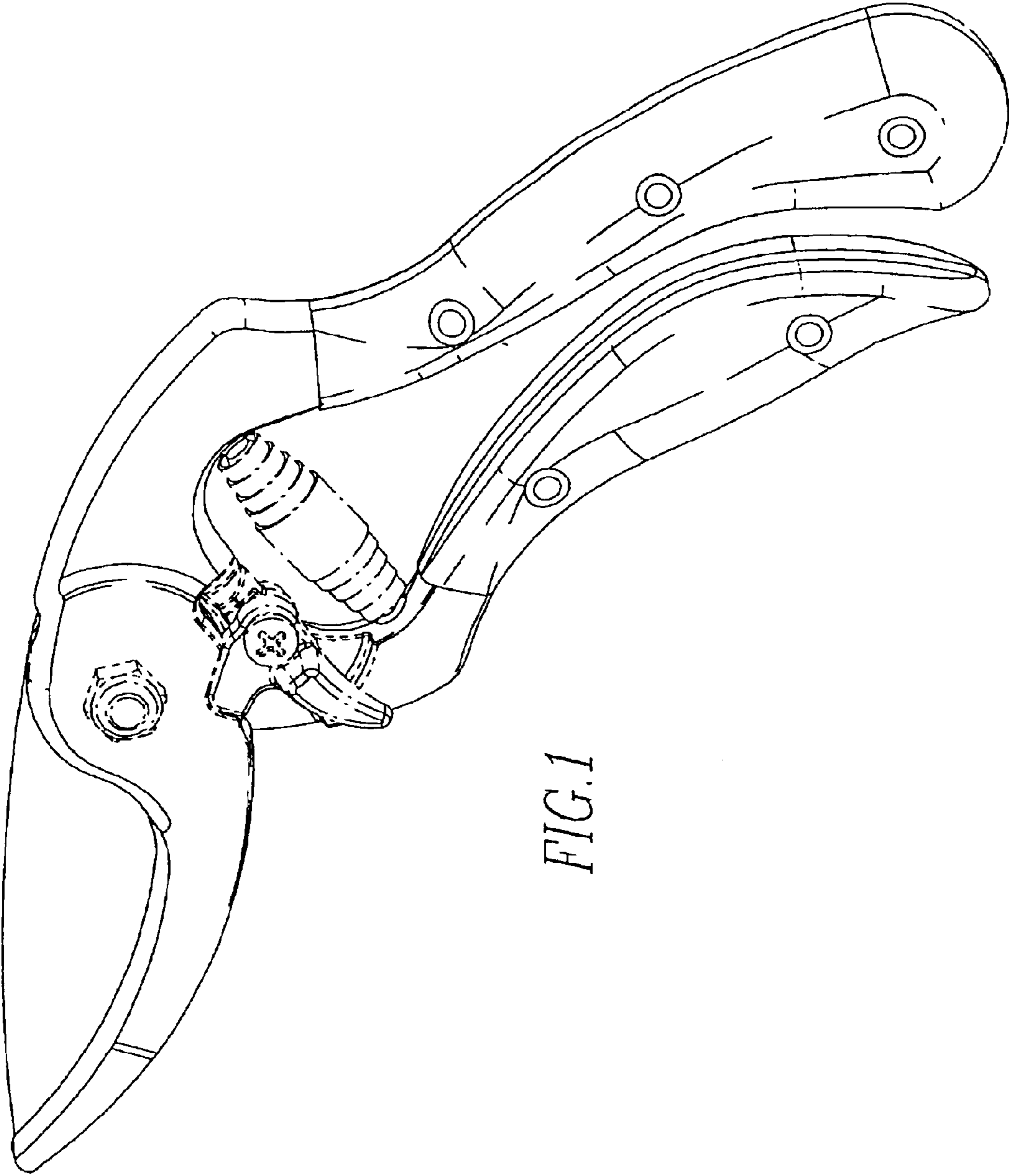


FIG. 1

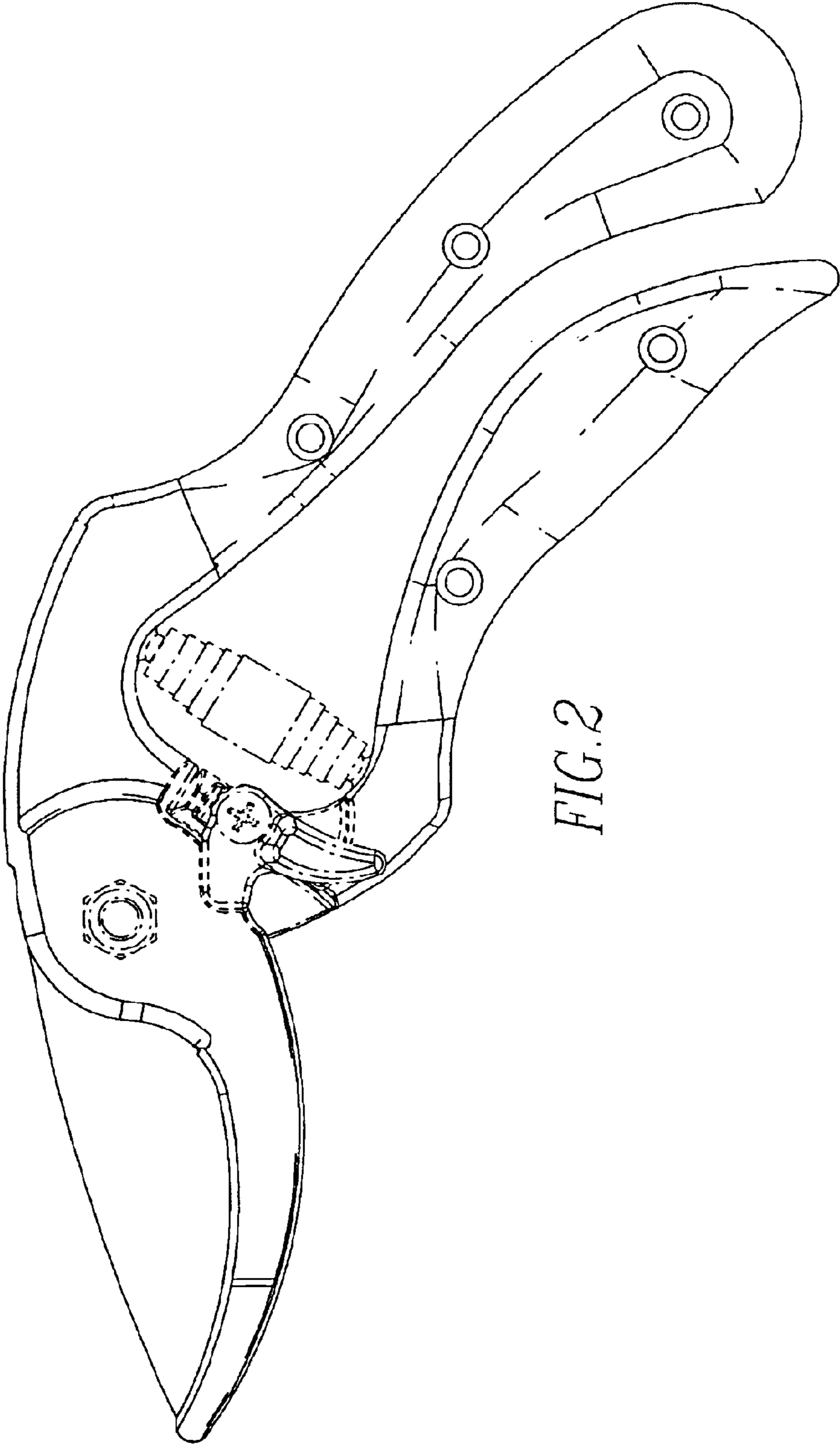


FIG. 2

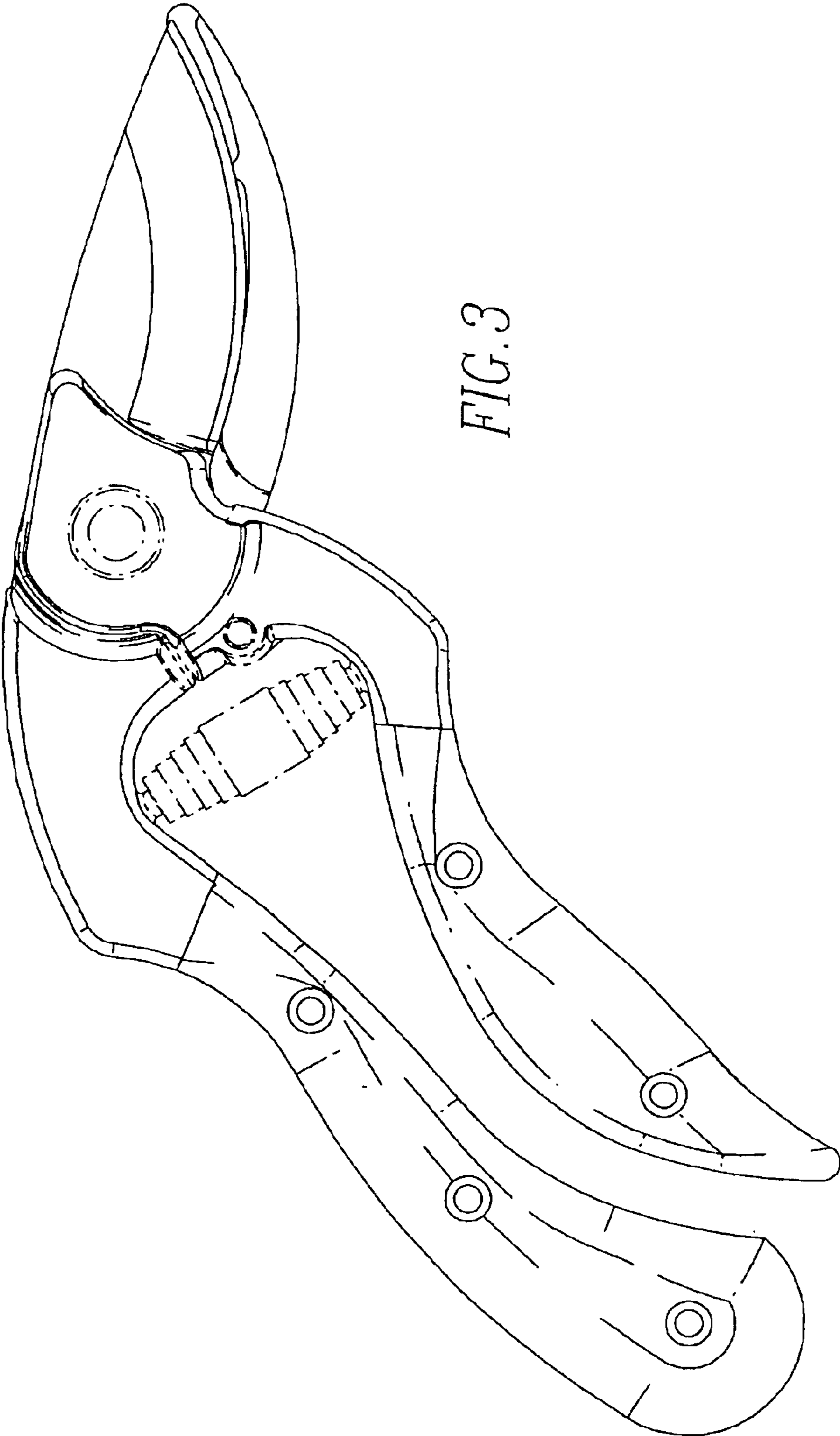


FIG. 3

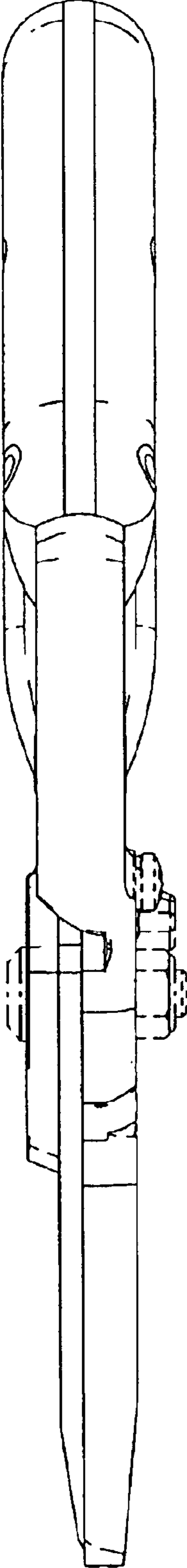


FIG. 4

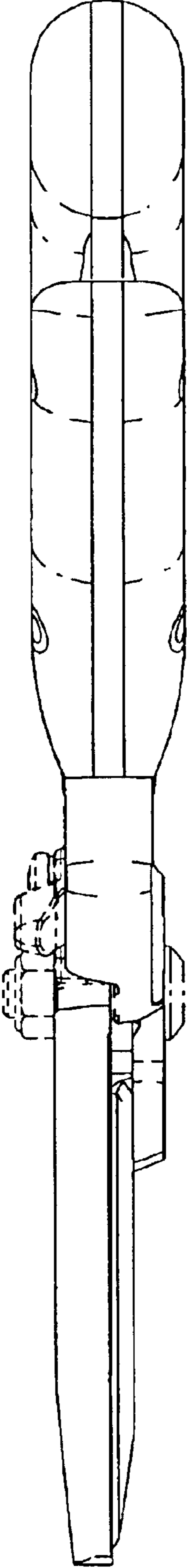


FIG. 5

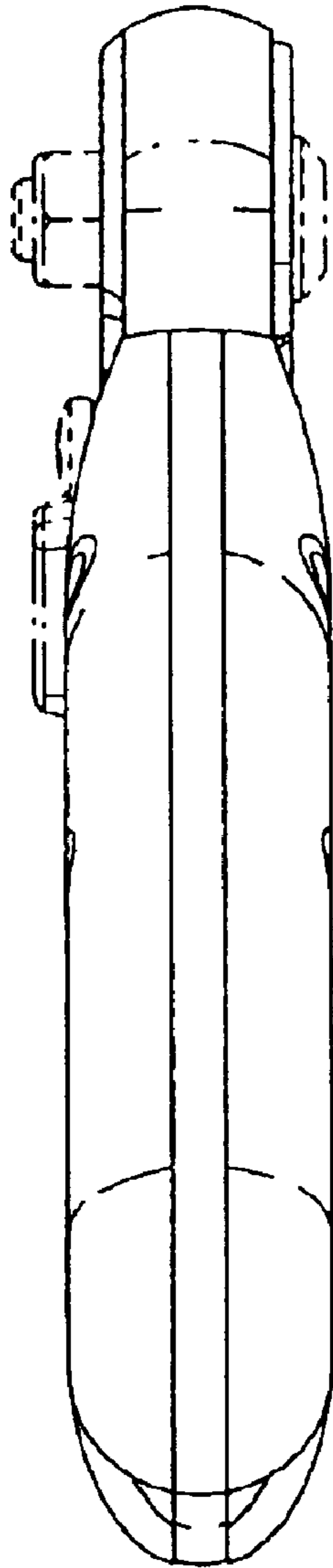


FIG. 6

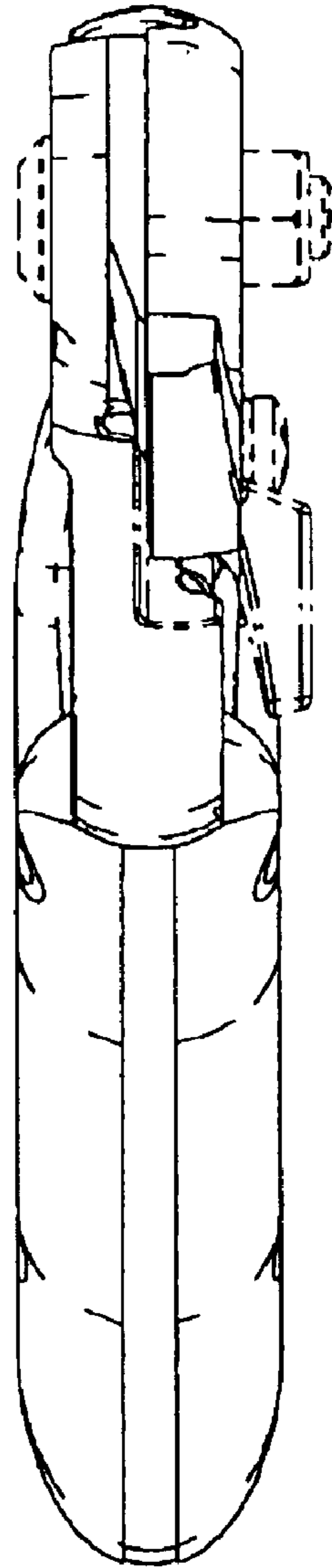


FIG. 7