

US00D500232S

(12) **United States Design Patent**
Sellers et al.

(10) **Patent No.:** **US D500,232 S**

(45) **Date of Patent:** **** Dec. 28, 2004**

(54) **SPOON HOLDER**

D465,974 S * 11/2002 Dorion et al. D7/637
D466,375 S * 12/2002 Dorion et al. D7/637

(76) Inventors: **Kathleen R. Sellers**, 3594 S. Ocean Blvd., #301, Highland Beach, FL (US) 33487; **Robert Z. Szabo**, 806 Cypress Grove La., Apt. #206, Pompano Beach, FL (US) 33069

* cited by examiner

Primary Examiner—Terry A. Wallace
(74) *Attorney, Agent, or Firm*—Malin, Haley & DiMaggio, P.A.

(**) **Term:** **14 Years**

(57) **CLAIM**

(21) **Appl. No.:** **29/183,142**

The ornamental design for a spoon holder, as shown and described.

(22) **Filed:** **Jun. 6, 2003**

DESCRIPTION

(51) **LOC (7) Cl.** **07-06**

(52) **U.S. Cl.** **D7/637**

(58) **Field of Search** D7/637-641, 600, D7/601; D6/529, 532, 536; 211/70.6, 70.7; 248/37.3, 37.6, 176.1, 176.2

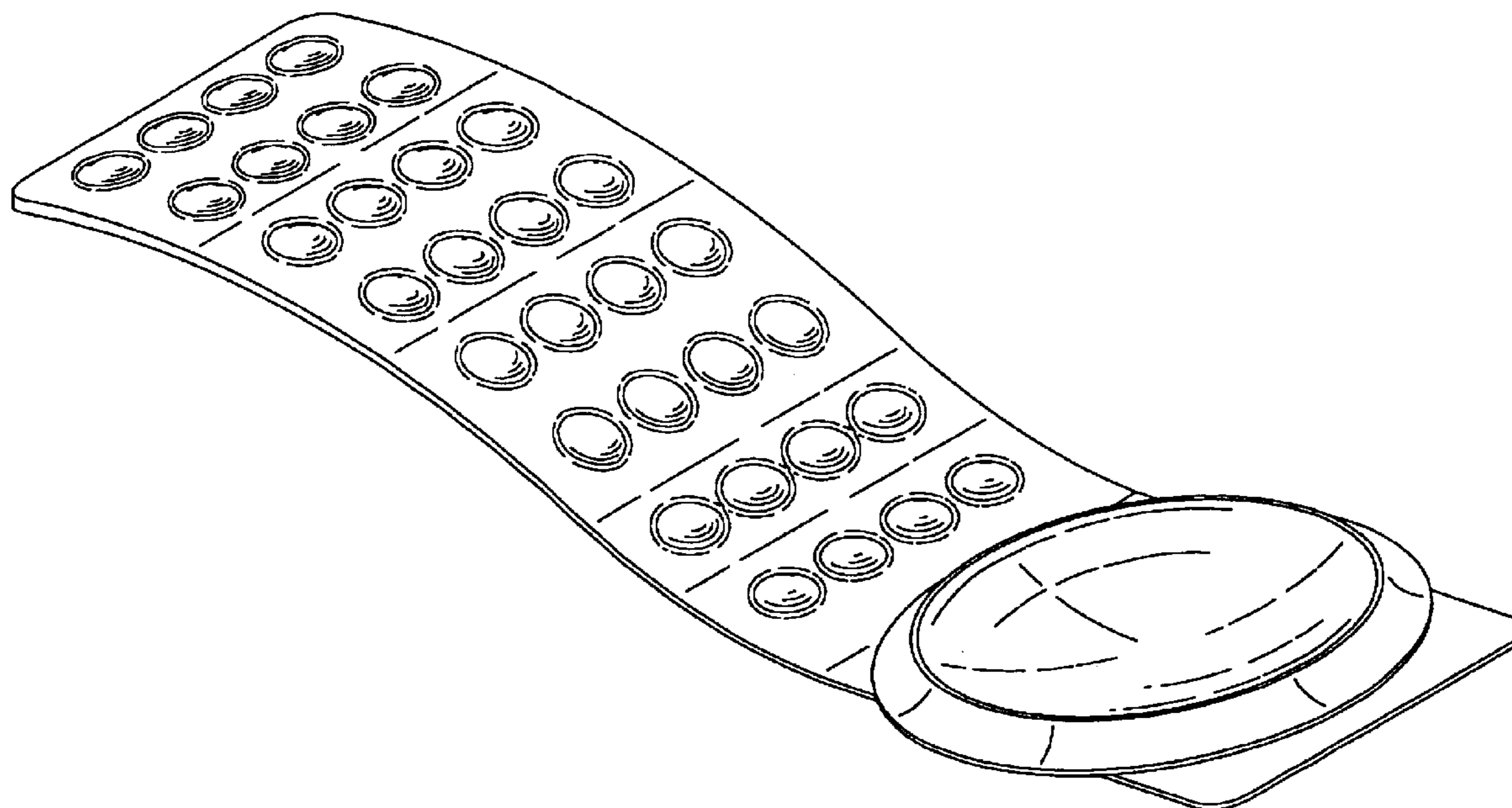
FIG. 1 is a perspective view of the new design;
FIG. 2 is a right side elevational view of the new design shown in FIG. 1; the left side elevational view is a mirror image thereof;
FIG. 3 is a top plan view of the new design;
FIG. 4 is a bottom plan view of the new design;
FIG. 5 shows an front end elevational view; and,
FIG. 6 shows a rear end elevational view.

(56) **References Cited**

U.S. PATENT DOCUMENTS

D167,942 S * 10/1952 Jones D7/637
D274,684 S * 7/1984 Norton D7/637

1 Claim, 3 Drawing Sheets



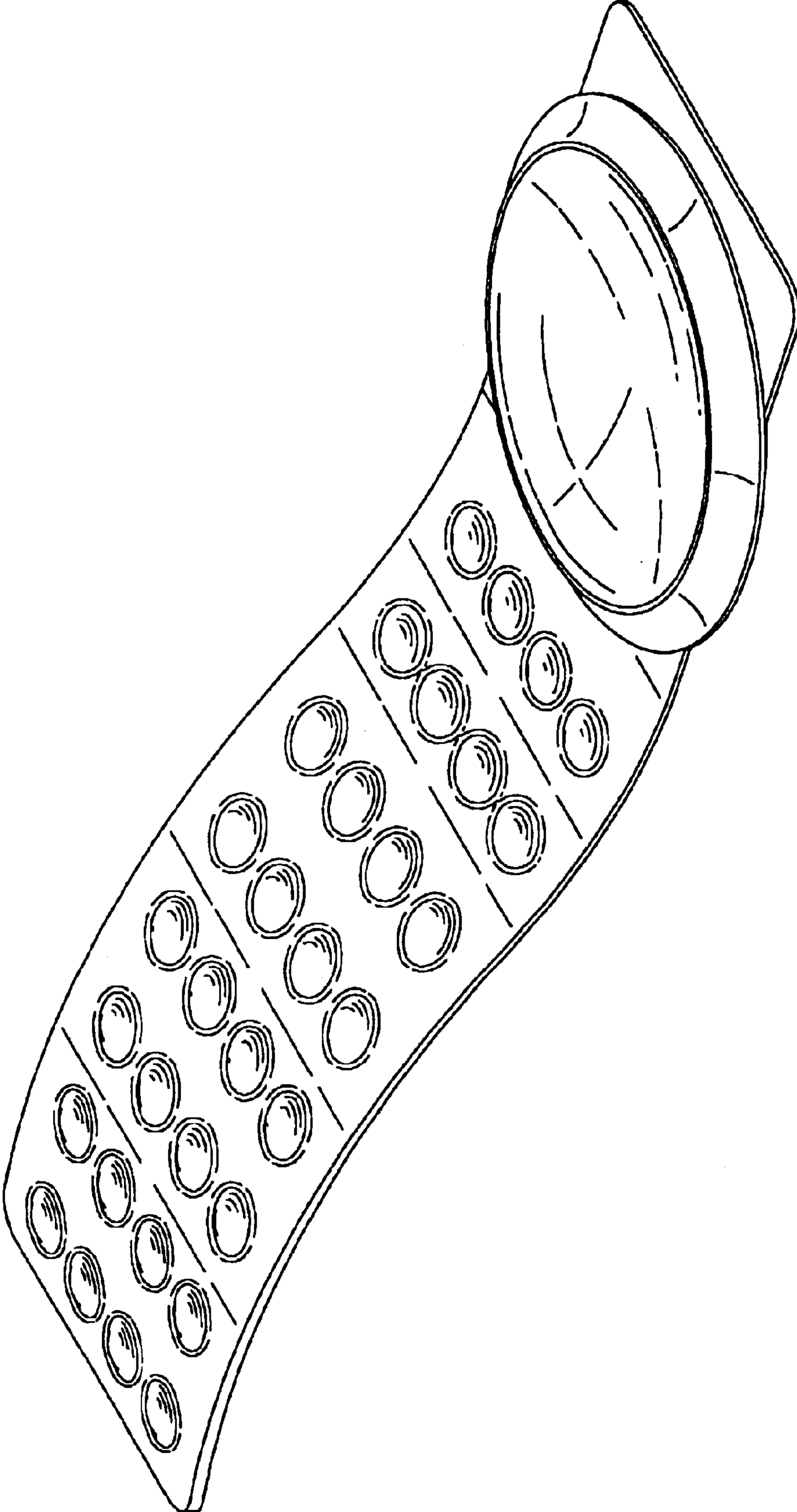


FIG. 1



FIG. 2

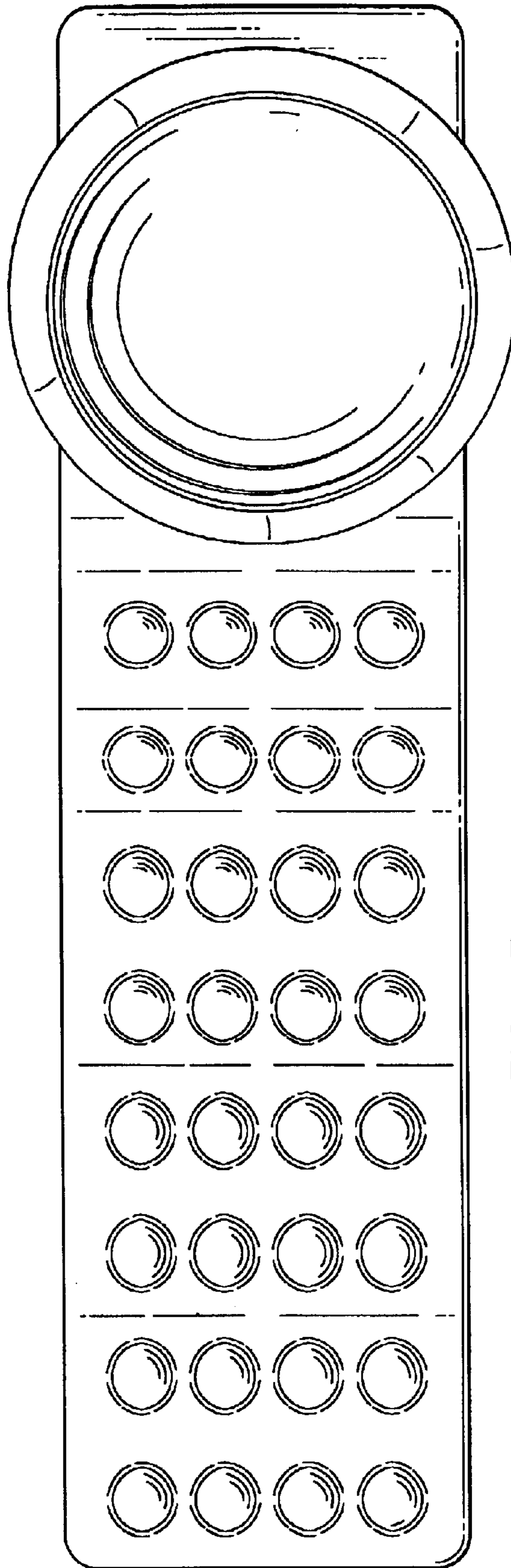


FIG. 3

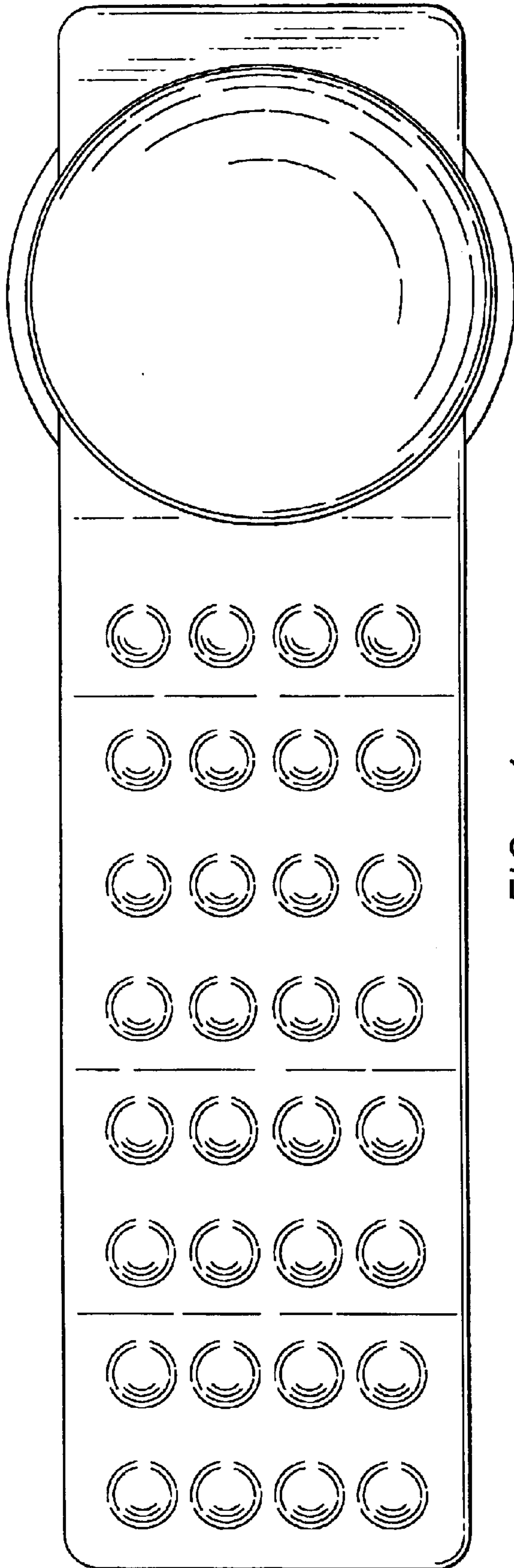


FIG. 4

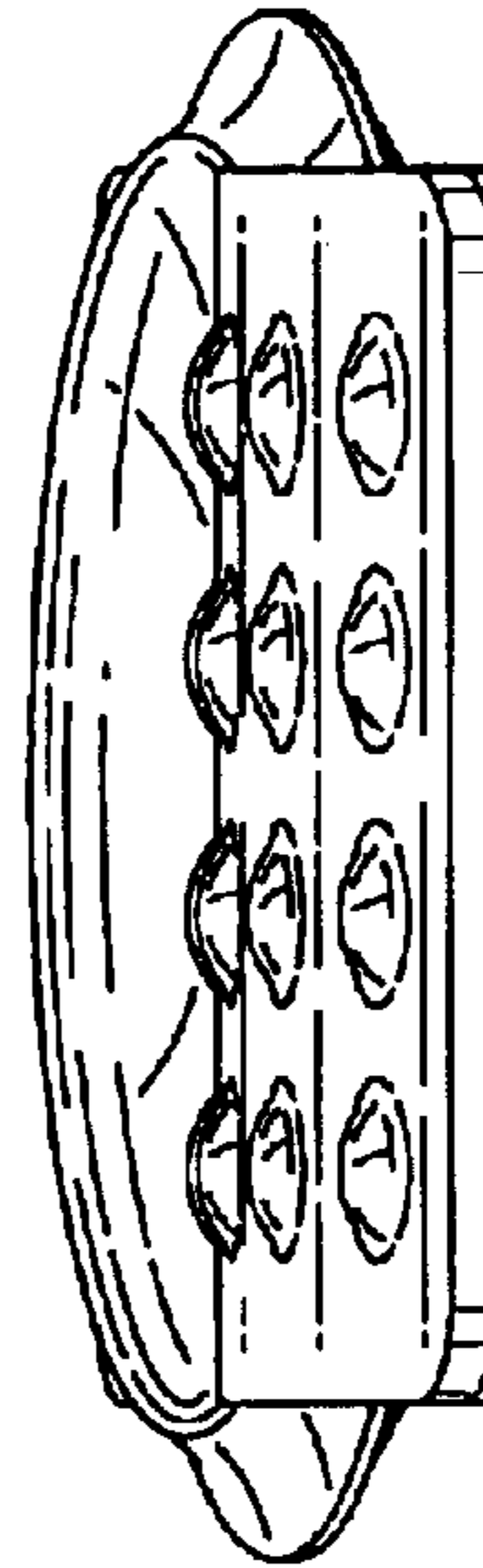


FIG. 6



FIG. 5