

US00D500226S

(12) **United States Design Patent** (10) **Patent No.:** **US D500,226 S**  
**Randolph et al.** (45) **Date of Patent:** **\*\* Dec. 28, 2004**

(54) **LID**  
(75) **Inventors:** **Ross Steven Randolph**, Rockaway, NJ (US); **Joseph Paul Sejnowski**, North Kingstown, RI (US); **Arden Hill**, Brookline, MA (US); **Brenda Liistro**, Westport, CT (US)

(73) **Assignee:** **Playtex Products, Inc.**, Westport, CT (US)

(\*\*) **Term:** **14 Years**

(21) **Appl. No.:** **29/186,834**

(22) **Filed:** **Jul. 22, 2003**

(51) **LOC (7) Cl.** ..... **07-01**

(52) **U.S. Cl.** ..... **D7/392.1**

(58) **Field of Search** ..... D7/392.1, 396.1, D7/396.2, 501, 507, 510, 511, 514, 515, 900; D9/435, 447, 449; 215/11.1; 220/361, 254, 662, 705, 711, 713, 719

(56) **References Cited**

**U.S. PATENT DOCUMENTS**

3,990,596 A	11/1976	Hoftman	.....	215/11 R
4,121,731 A	10/1978	Okerstrum	.....	220/90.4
D315,212 S	3/1991	Oknuki	.....	D24/47
D315,213 S	3/1991	Ohnuki	.....	D24/47
D326,796 S	6/1992	Kawano	.....	D7/510
D329,355 S	9/1992	Yagi	.....	D7/511
D341,892 S	11/1993	Yagi	.....	D24/197

D368,529 S	4/1996	Allegre	.....	D24/197
5,529,202 A	6/1996	Shamis	.....	220/301
D419,029 S	* 1/2000	Randolph	.....	D7/392
D429,959 S	8/2000	Otake	.....	D7/510
6,102,245 A	8/2000	Haberman	.....	220/714
D442,435 S	5/2001	Takagi	.....	D7/510
D454,642 S	3/2002	Hakim	.....	D24/197
D457,384 S	* 5/2002	Randolph	.....	D7/392.1
D457,778 S	* 5/2002	Randolph et al.	.....	D7/392.1
2001/0027956 A1	10/2001	Bonacorso et al.	.....	215/11.1

\* cited by examiner

*Primary Examiner*—Terry A. Wallace

(74) *Attorney, Agent, or Firm*—Ohlandt, Greeley, Ruggiero & Perle, LLP

(57) **CLAIM**

The ornamental design for a lid, as shown and described.

**DESCRIPTION**

FIG. 1 is a front perspective view of a lid showing my design;

FIG. 2 is a rear perspective view of the lid of FIG. 1;

FIG. 3 is a front view of the lid of FIG. 1;

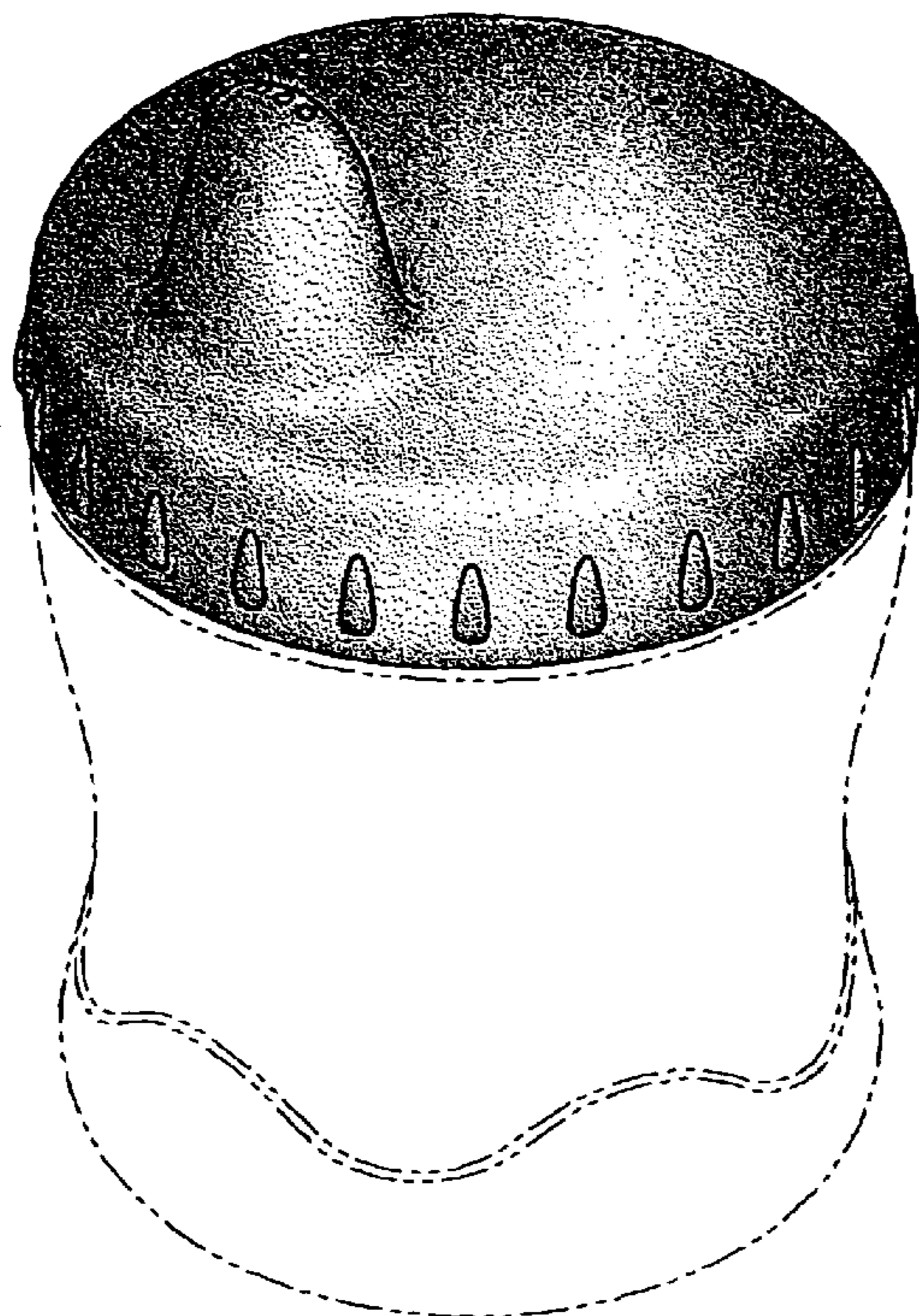
FIG. 4 is a rear view of the lid of FIG. 1;

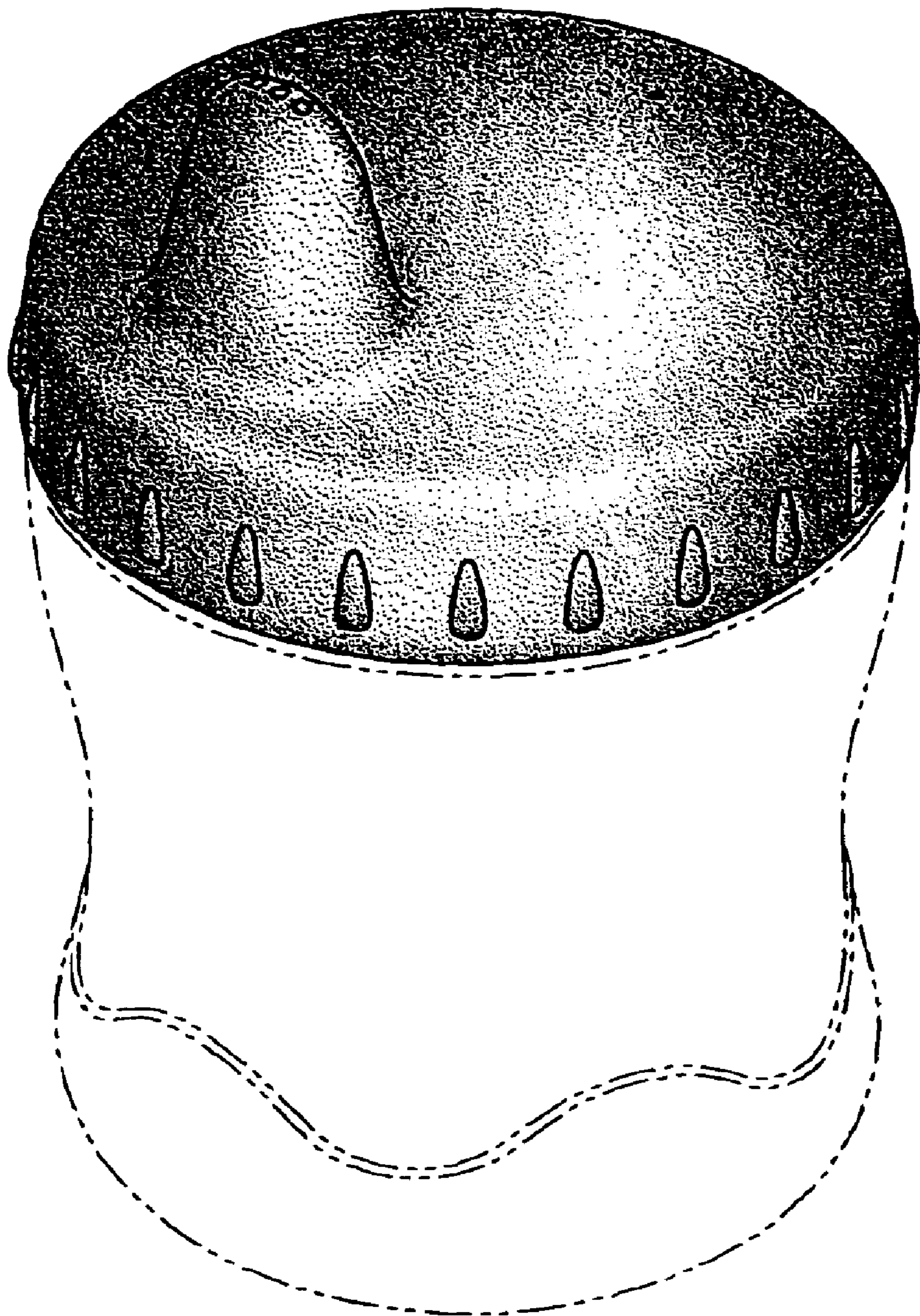
FIG. 5 is a side view of the lid of FIG. 1, the opposite side being the same; and,

FIG. 6 is a top view of the lid of FIG. 1.

The broken line showing in FIGS. 1 through 5 is for illustrative purposes only and forms no part of the claimed design.

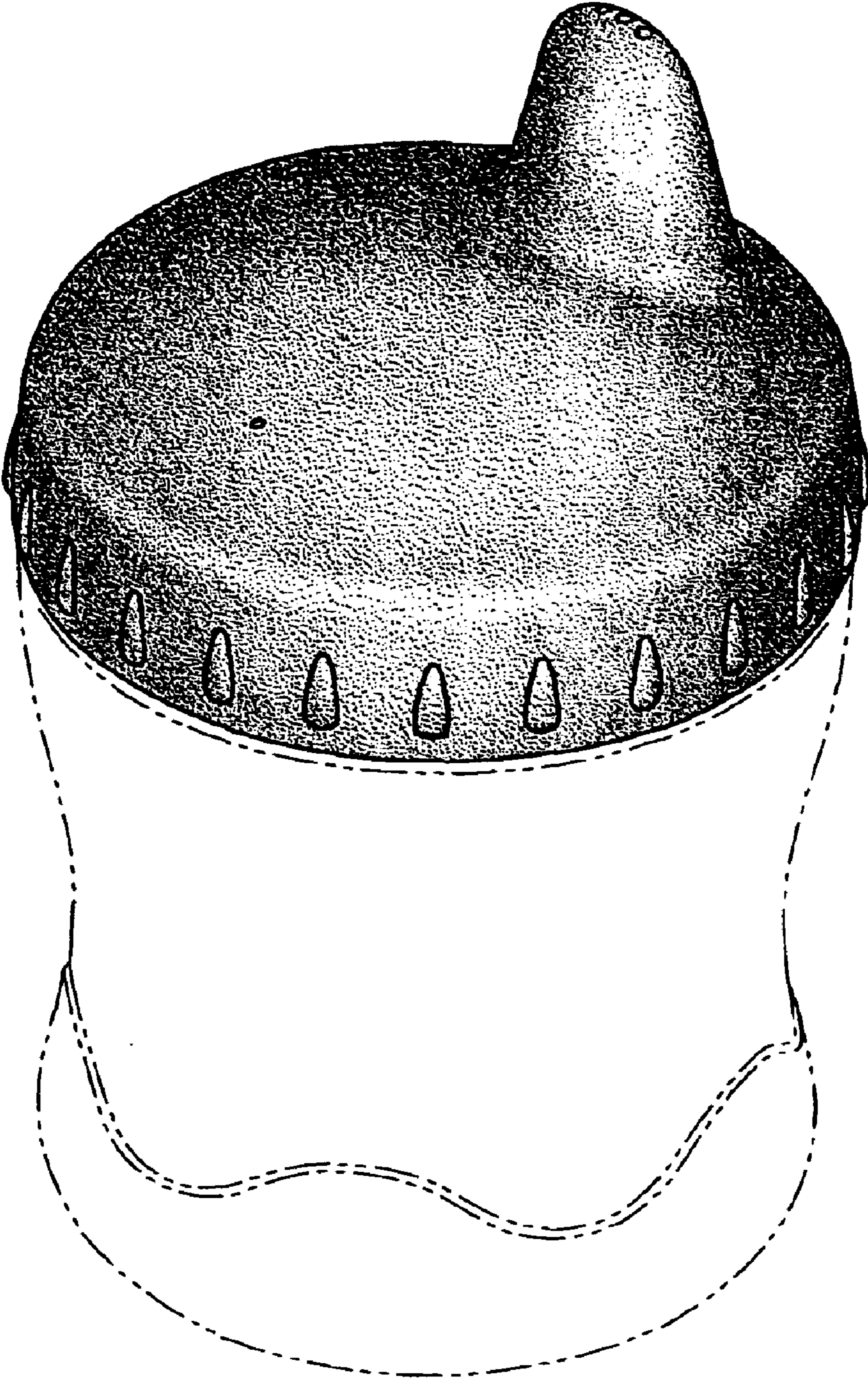
**1 Claim, 6 Drawing Sheets**



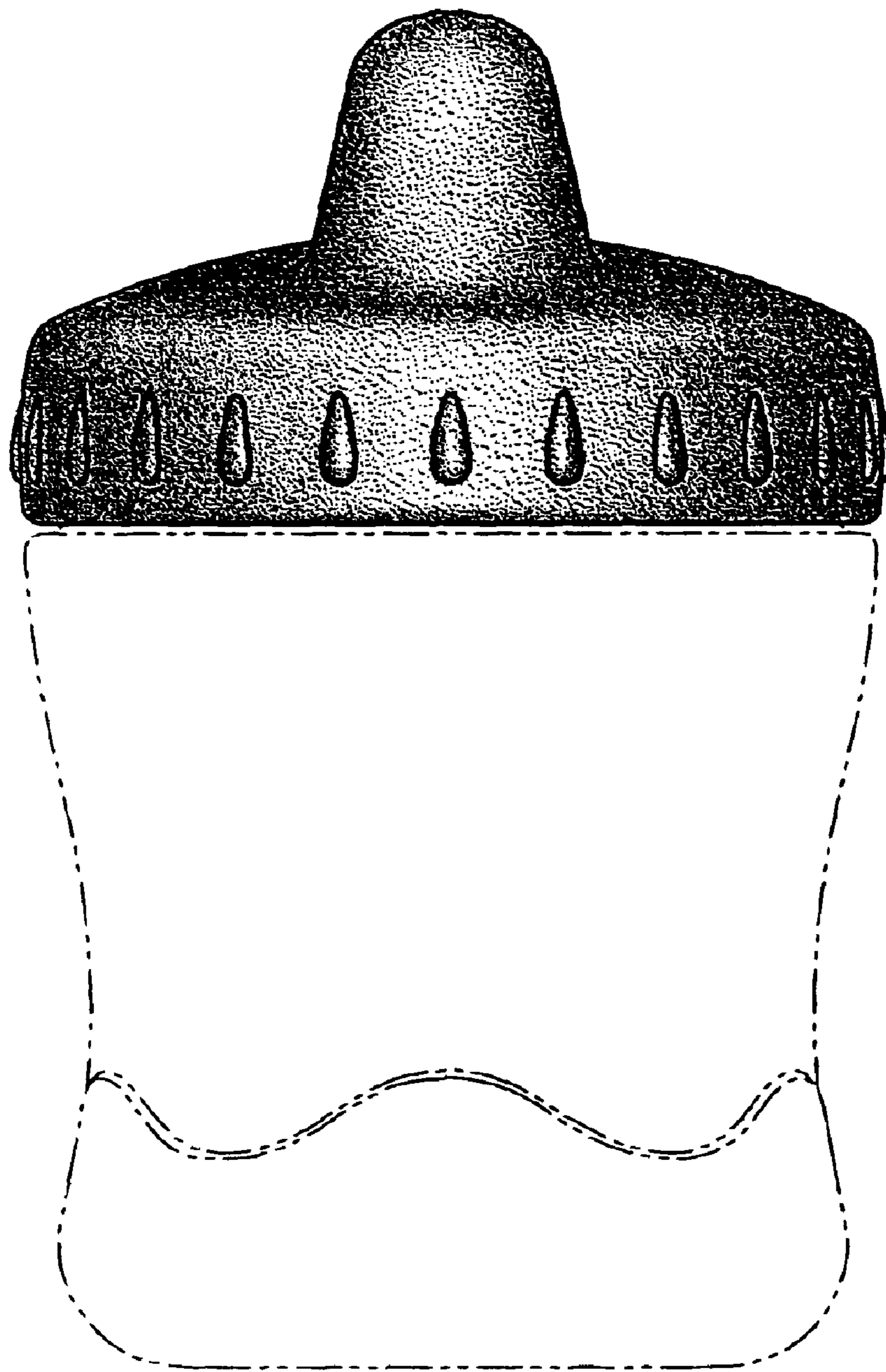


**FIG. 1**

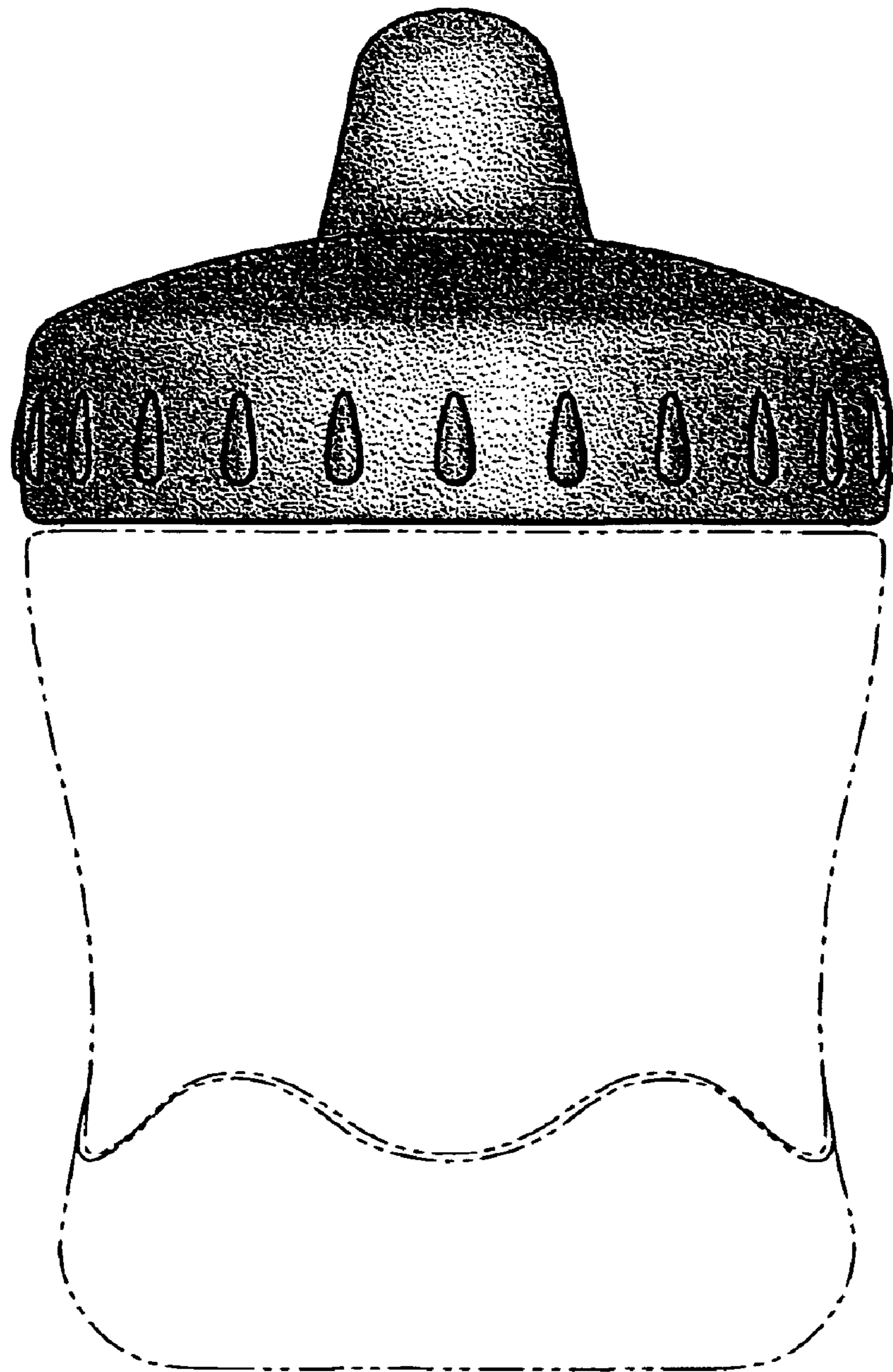




**FIG. 2**

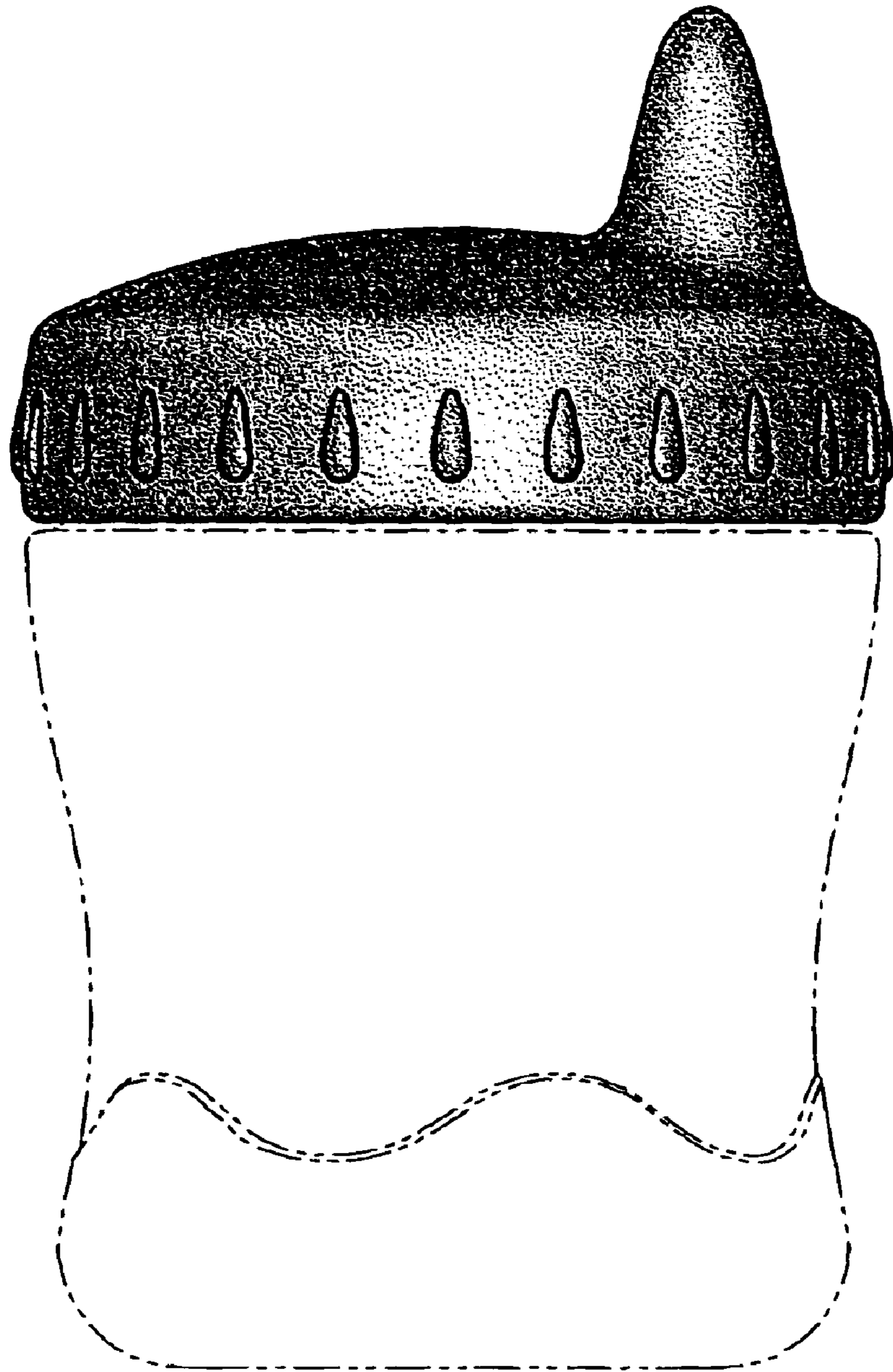


**FIG. 3**

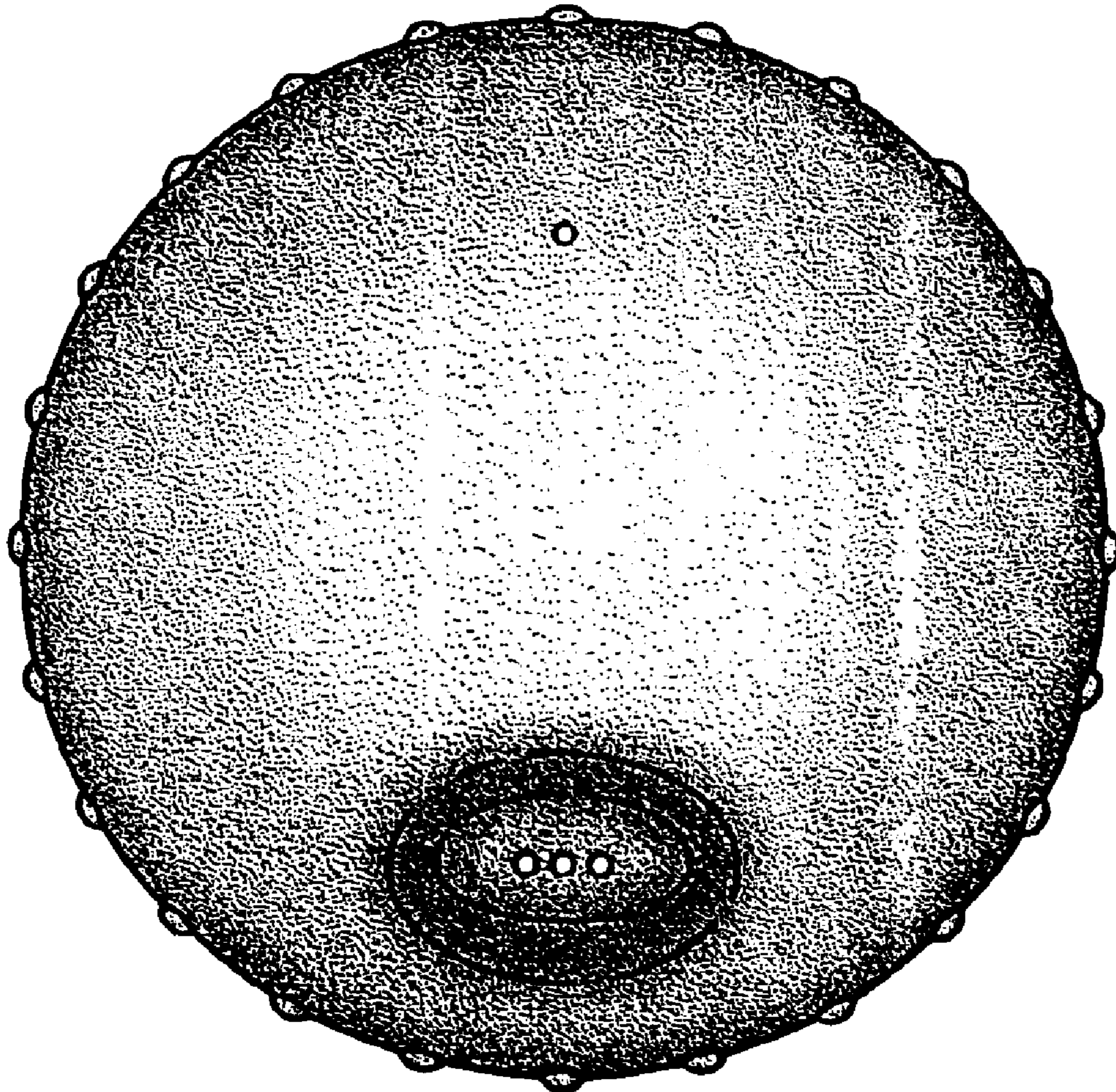


**FIG. 4**





**FIG. 5**



**FIG. 6**