

US00D500223S

(12) **United States Design Patent**
Libman et al.

(10) **Patent No.:** **US D500,223 S**

(45) **Date of Patent:** **** Dec. 28, 2004**

(54) **BRUSH CADDY**

(75) Inventors: **Robert J. Libman**, Champaign, IL
(US); **Enzo Berti**, Dolo/Venice (IT)

(73) Assignee: **The Libman Company**, Arcola, IL
(US)

(**) Term: **14 Years**

(21) Appl. No.: **29/173,804**

(22) Filed: **Jan. 7, 2003**

(51) **LOC (7) Cl.** **06-04**

(52) **U.S. Cl.** **D6/551**

(58) **Field of Search** D6/551, 524; 312/206,
312/207; 206/207, 361; 4/255.05, 255.11

(56) **References Cited**

U.S. PATENT DOCUMENTS

- D272,874 S * 3/1984 Cohen D6/551
- D297,292 S * 8/1988 Plymale D6/551
- D315,989 S * 4/1991 Levien D6/551

- D422,821 S * 4/2000 Laur D6/551
- 6,647,567 B1 * 11/2003 Baldwin et al. 4/255.11
- D482,920 S * 12/2003 Libman et al. D6/551
- D491,404 S * 6/2004 Dotterman et al. D6/551

* cited by examiner

Primary Examiner—Brian N Vinson

(74) *Attorney, Agent, or Firm*—Banner & Witcoff, Ltd.

(57) **CLAIM**

The ornamental design for a brush caddy, as shown and described.

DESCRIPTION

FIG. 1 is a front perspective view of a brush caddy in accordance with the present invention;

FIG. 2 is a side elevational view, the opposite side view being a mirror image thereof; and,

FIG. 3 is a rear perspective view thereof.

The broken lines represent a brush, which does not form part of the claimed design.

1 Claim, 1 Drawing Sheet

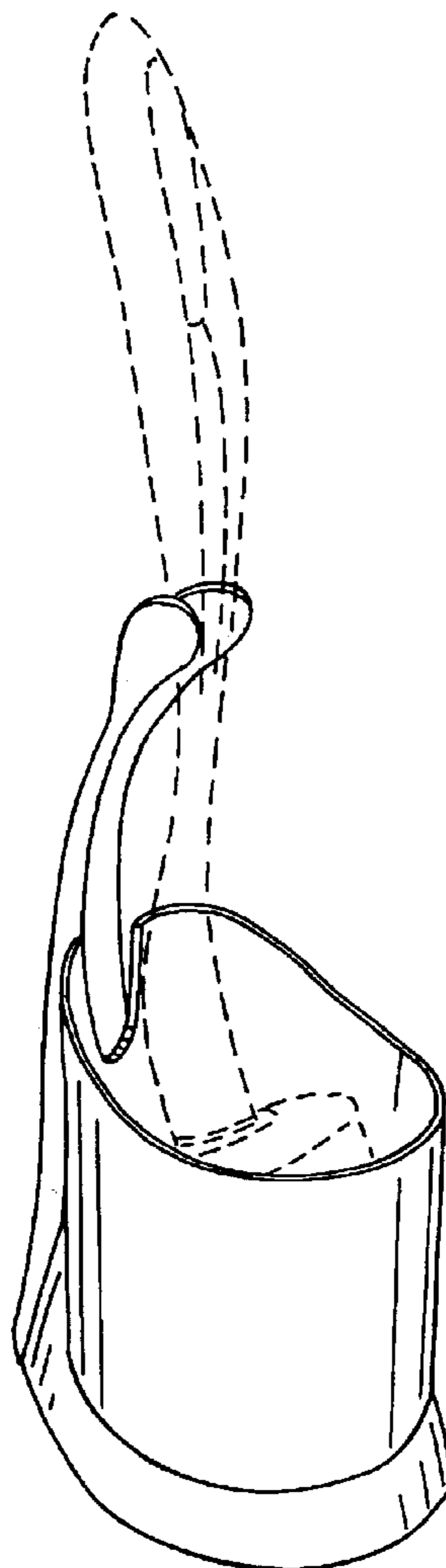


FIG. 1

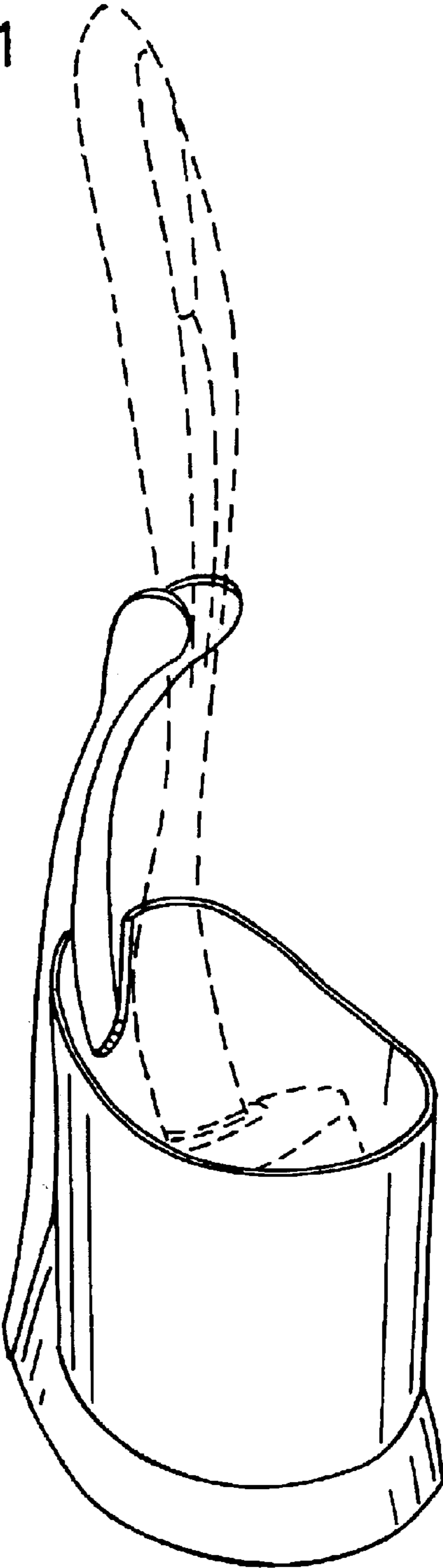


FIG. 2

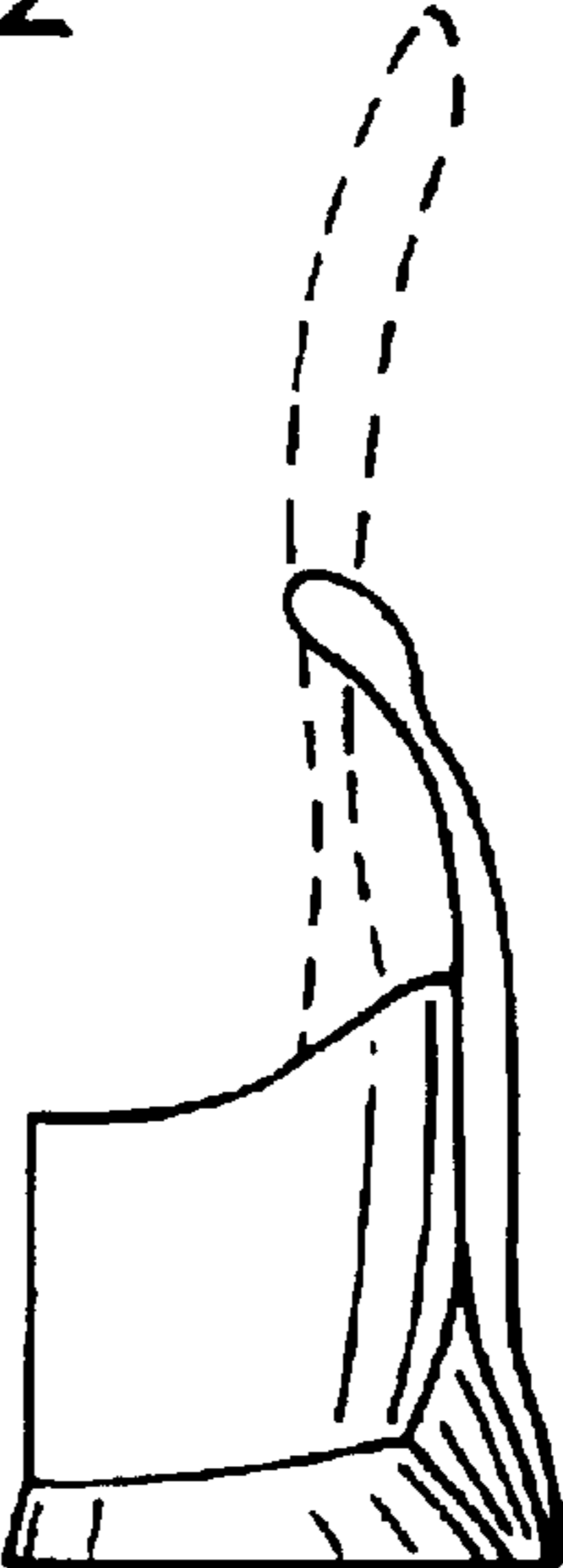


FIG. 3

