

US00D500221S

(12) **United States Design Patent**
Merkel

(10) **Patent No.:** **US D500,221 S**

(45) **Date of Patent:** **** Dec. 28, 2004**

(54) **TOOTHBRUSH HOLDER**

(76) **Inventor:** **Ralph G. Merkel**, 4208 Vello Dr., Fort Wayne, IN (US) 46815

(**) **Term:** **14 Years**

(21) **Appl. No.:** **29/205,281**

(22) **Filed:** **May 12, 2004**

(51) **LOC (7) Cl.** **23-01**

(52) **U.S. Cl.** **D6/534**

(58) **Field of Search** D6/524, 528, 534-40; 211/13.1, 65, 66, 86.01, 87.01; 206/361, 362, 362.1, 362.2, 362.3; 248/309.1, 310

(56) **References Cited**

U.S. PATENT DOCUMENTS

| | | | |
|-------------|---------|----------------|----------|
| 1,618,027 A | 2/1927 | Vogler | |
| 1,901,583 A | 3/1933 | Conway | |
| 1,955,736 A | 4/1934 | Claytor et al. | 132/84 |
| D111,410 S | 9/1938 | Stanton | |
| D121,526 S | 7/1940 | Swartz | |
| 2,322,797 A | 6/1943 | Fishel | 211/69 |
| 2,415,447 A | 2/1947 | Stanton | 132/84 |
| 2,813,537 A | 11/1957 | Lind | 137/353 |
| 2,902,145 A | 9/1959 | Wagner | 206/15.1 |
| 2,957,584 A | 10/1960 | Jenkins | 211/65 |
| D190,467 S | 6/1961 | Stansberry | D4/3 |
| 3,233,743 A | 2/1966 | Tirro | 211/65 |
| 3,344,930 A | 10/1967 | Merkel | 211/65 |
| 3,966,055 A | 6/1976 | Francavilla | 211/65 |
| 4,140,222 A | 2/1979 | Francavilla | 211/65 |
| 4,220,134 A | 9/1980 | Snyder | 126/390 |

| | | | | | |
|------------|---|---------|------------------|-------|--------|
| D277,814 S | * | 3/1985 | Thompson | | D6/534 |
| D291,268 S | | 8/1987 | Stephenson | | D6/534 |
| D293,532 S | | 1/1988 | Sussman | | D6/531 |
| D312,182 S | | 11/1990 | Ritchie | | D6/528 |
| D327,194 S | * | 6/1992 | Merkel | | D6/534 |
| D475,564 S | * | 6/2003 | McCurrach et al. | | D6/534 |

* cited by examiner

Primary Examiner—Brian N Vinson

(74) *Attorney, Agent, or Firm*—Baker & Daniels

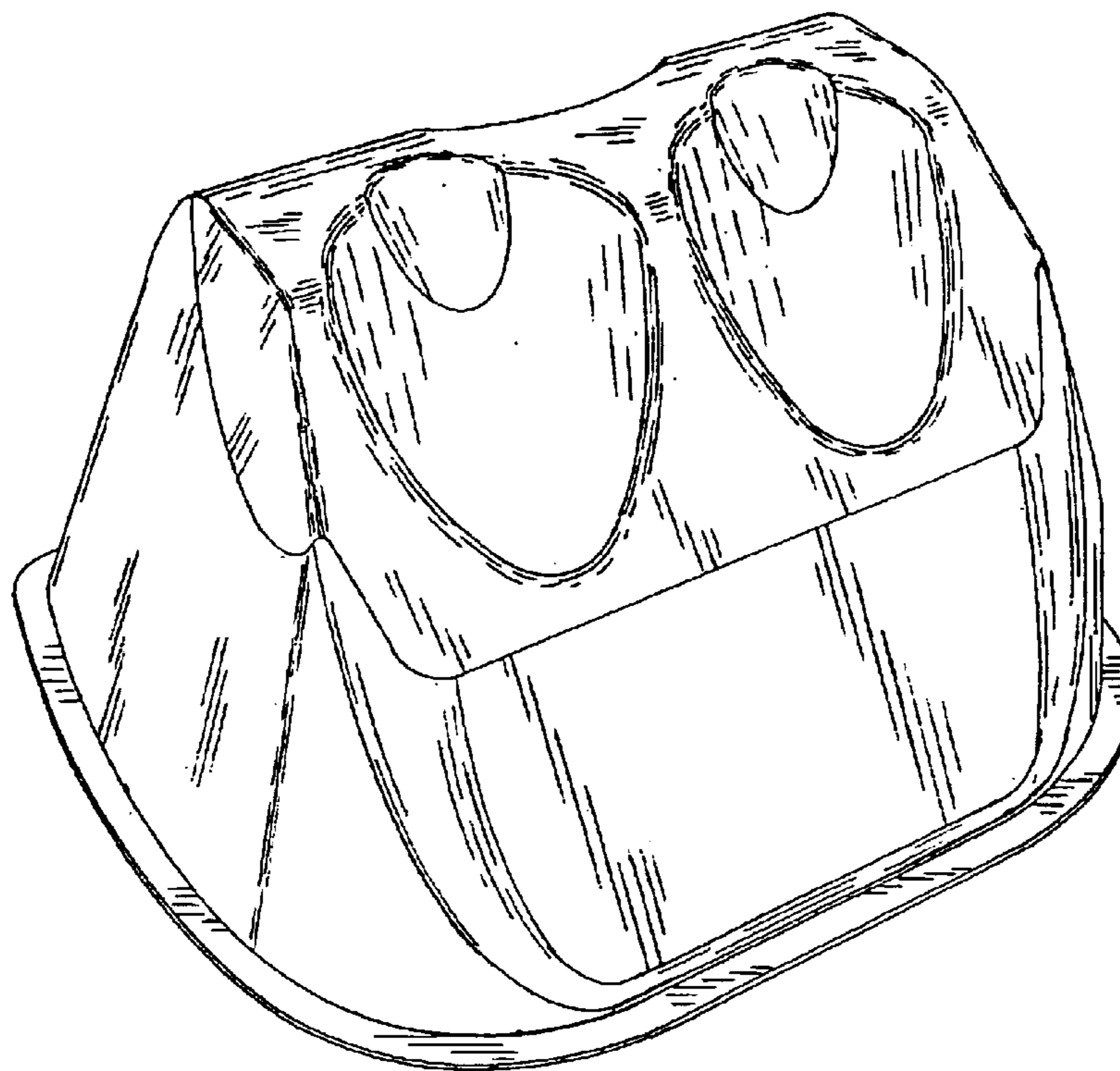
(57) **CLAIM**

The ornamental design of a toothbrush holder, as shown and described.

DESCRIPTION

FIG. 1 is a front perspective view of a toothbrush holder showing my new design;
 FIG. 2 is a rear perspective view of the toothbrush holder of FIG. 1;
 FIG. 3 is a front elevational view of the toothbrush holder of FIG. 1;
 FIG. 4 is a rear elevational view of the toothbrush holder of FIG. 1;
 FIG. 5 is a left elevational view of the toothbrush holder of FIG. 1;
 FIG. 6 is a right elevational view of the toothbrush holder of FIG. 1;
 FIG. 7 is a top plan view of the toothbrush holder of FIG. 1; and,
 FIG. 8 is a bottom plan view of the toothbrush holder of FIG. 1.

1 Claim, 4 Drawing Sheets



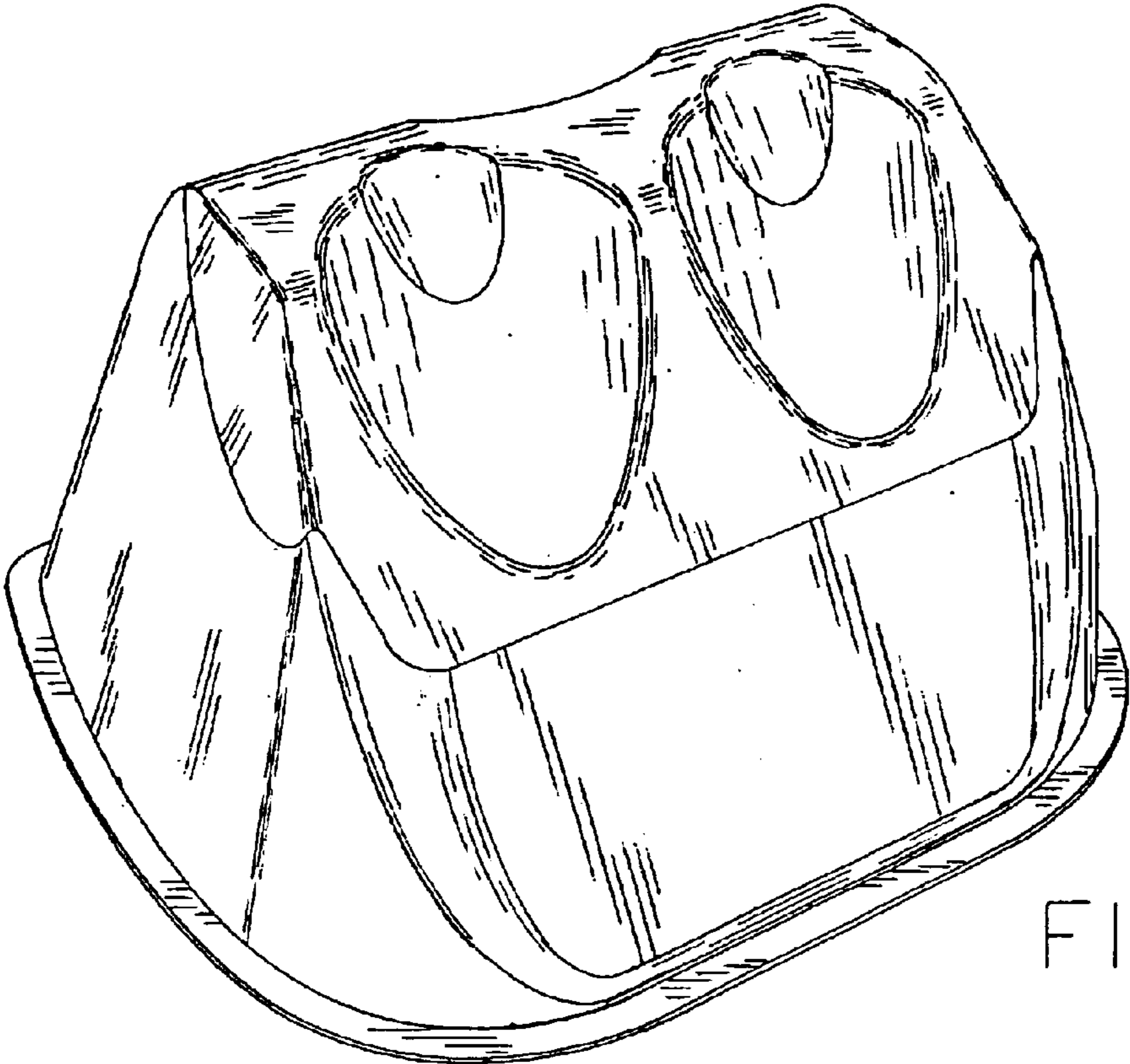


FIG. 1

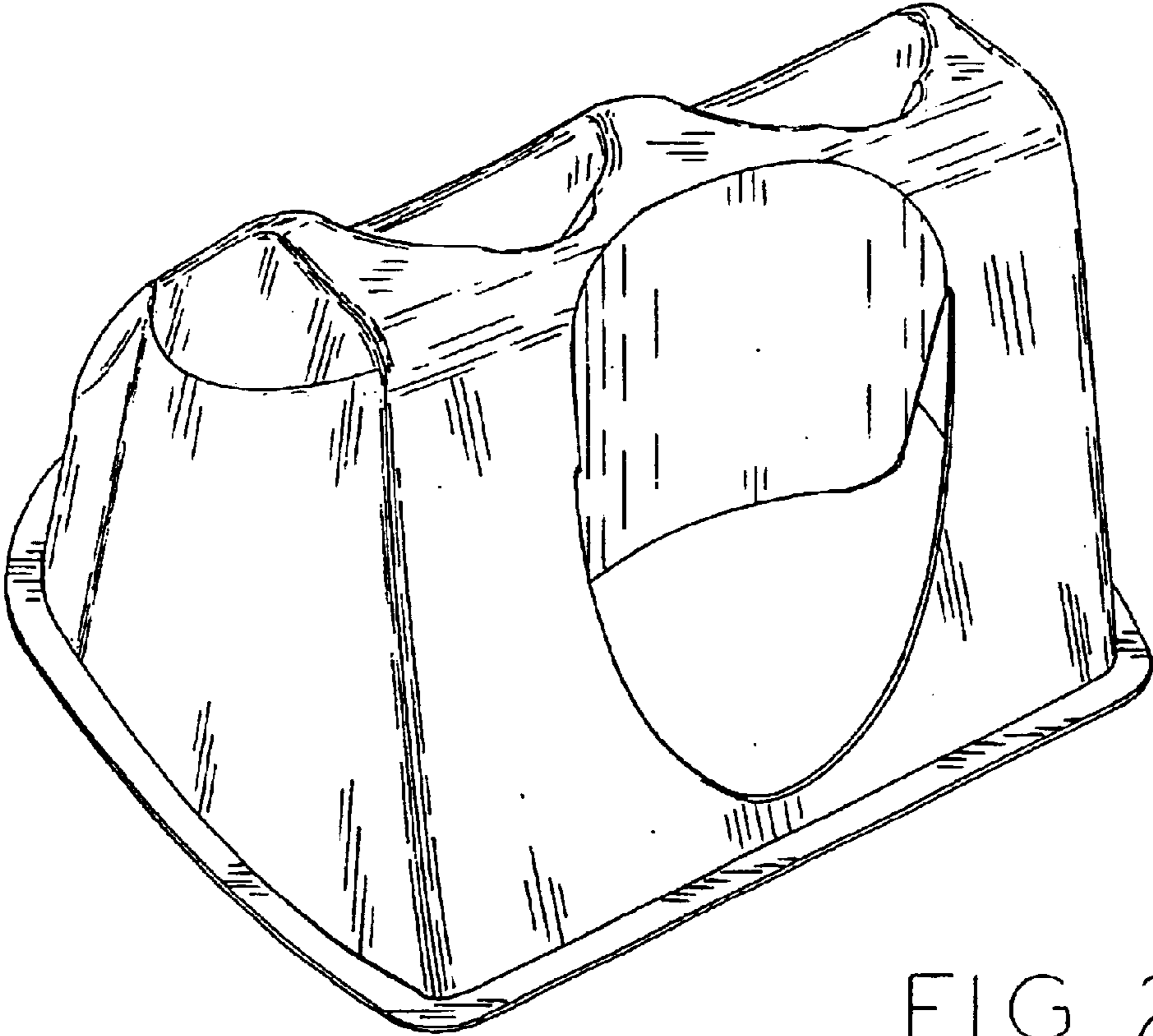


FIG. 2




FIG. 3

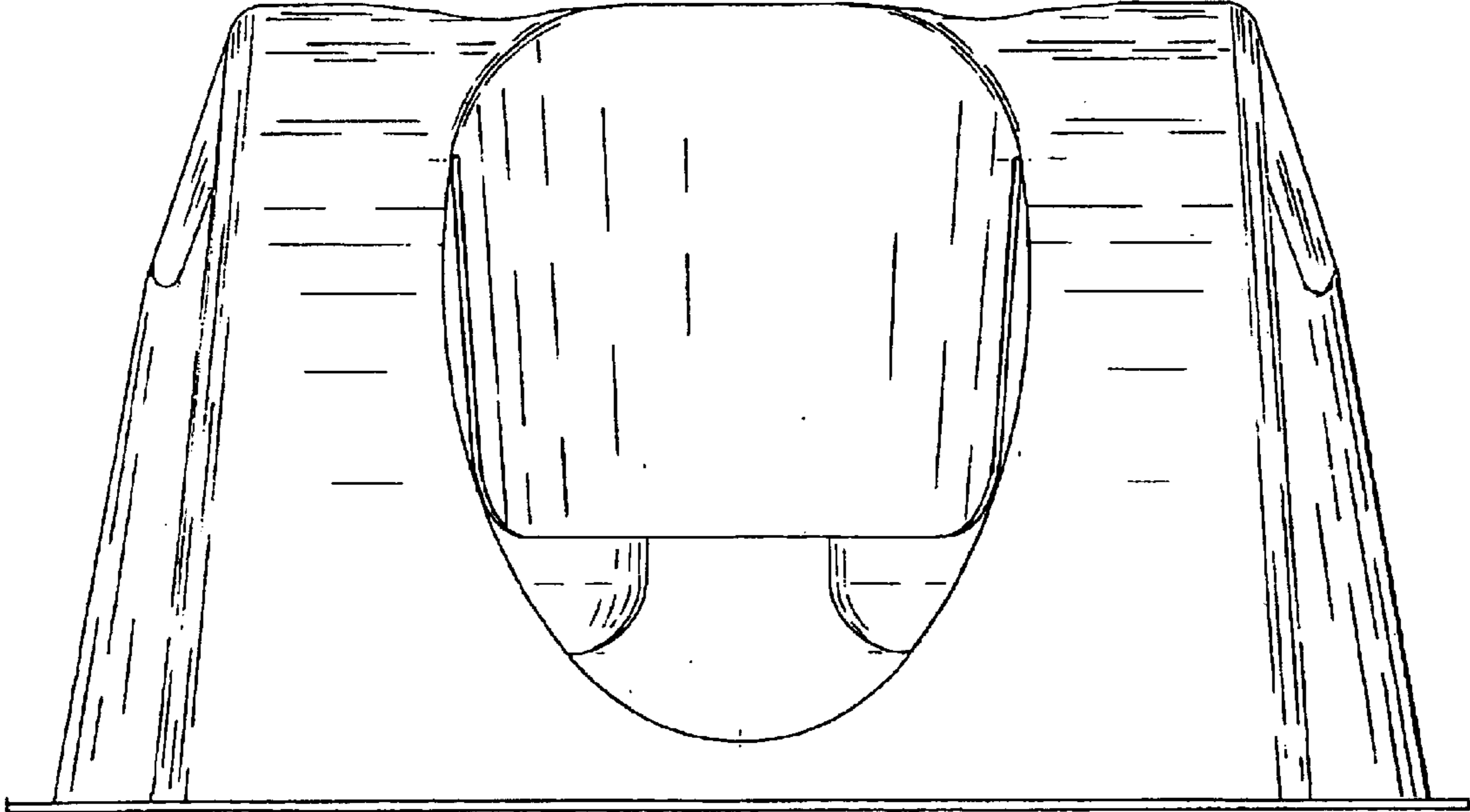


FIG. 4

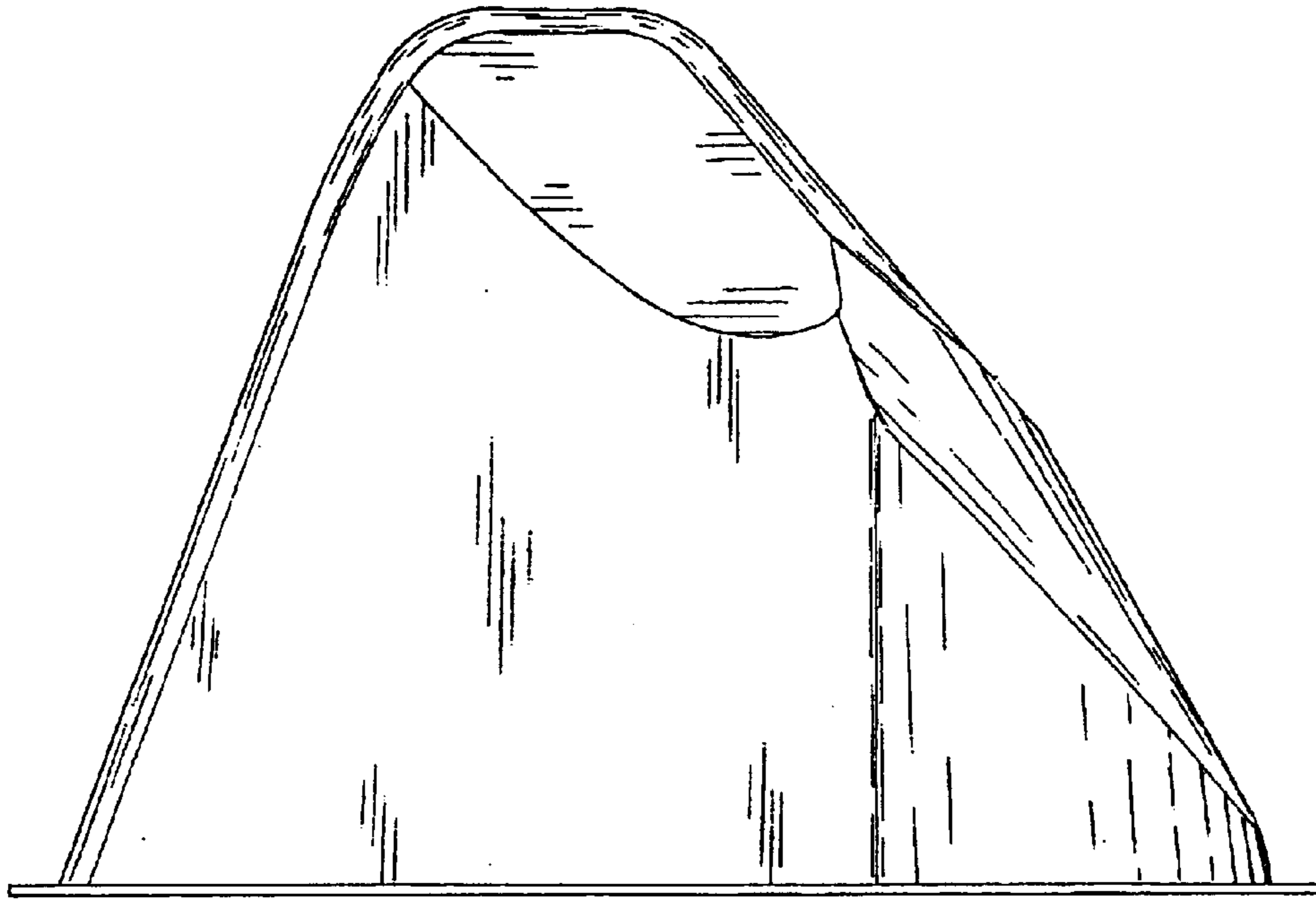


FIG. 5

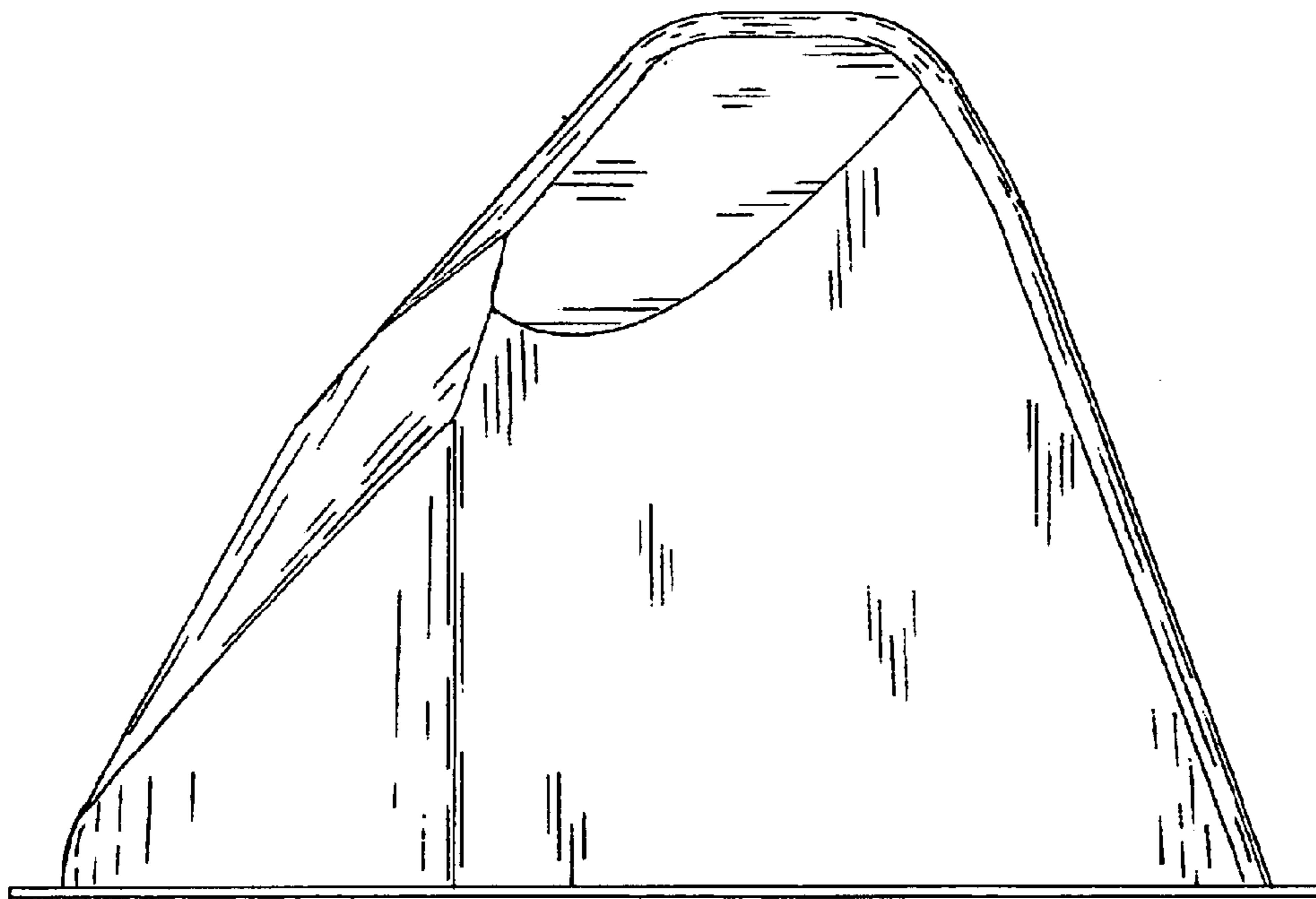


FIG. 6

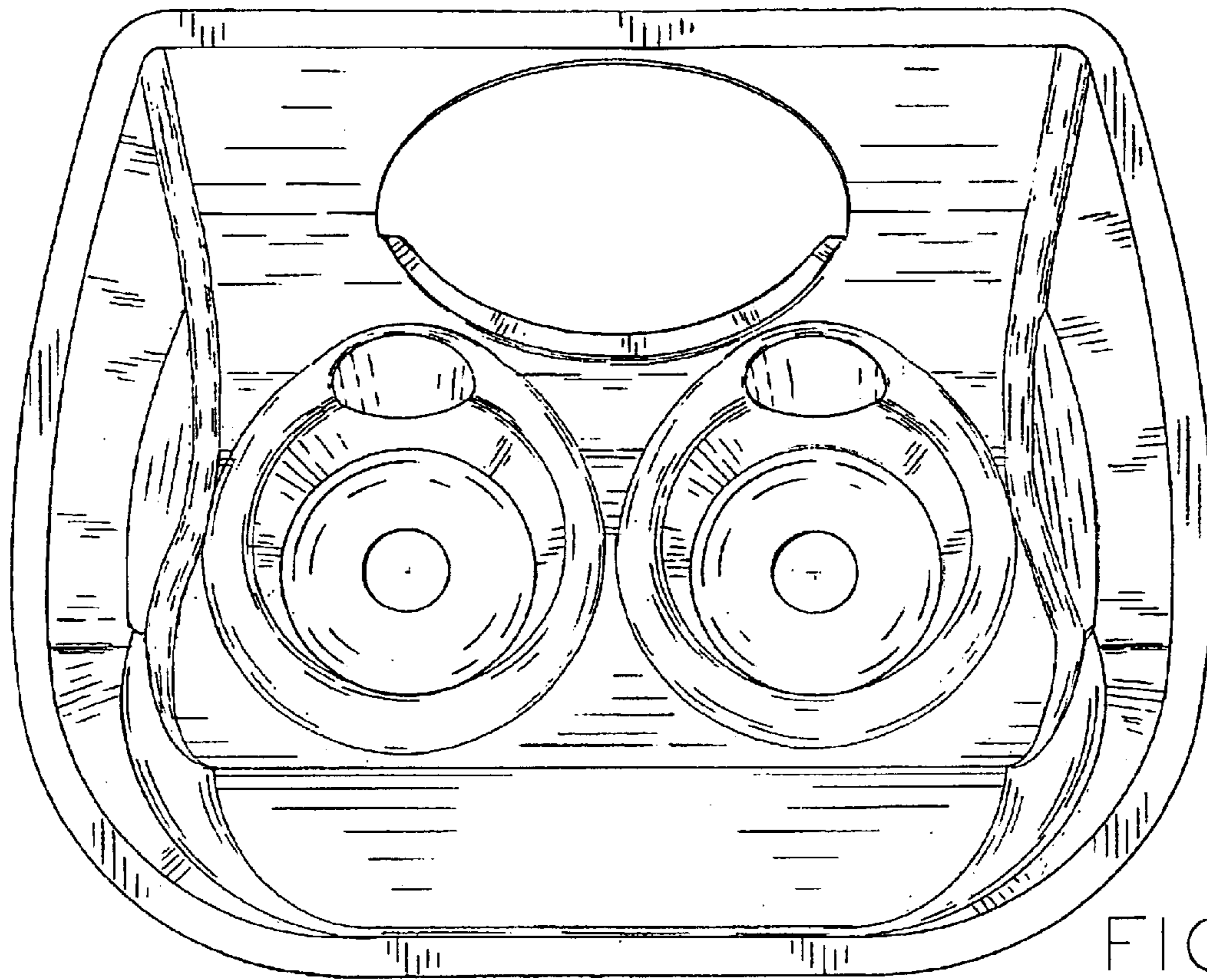


FIG. 7




FIG. 8