

US00D500220S

(12) **United States Design Patent**  
**Dortch**

(10) **Patent No.:** **US D500,220 S**

(45) **Date of Patent:** **\*\* Dec. 28, 2004**

(54) **DESK TOP**

D486,016 S \* 2/2004 Stanton ..... D6/484

(75) **Inventor:** **Richard Dortch**, Martinsville, VA (US)

\* cited by examiner

(73) **Assignee:** **American Furniture Company, Incorporated**, Martinsville, VA (US)

*Primary Examiner*—Janice Seeger

(74) *Attorney, Agent, or Firm*—John M. Harrington; Kilpatrick Stockton LLP

(\*\*) **Term:** **14 Years**

(57) **CLAIM**

(21) **Appl. No.:** **29/190,489**

I claim the ornamental design for a desk top, as shown and described.

(22) **Filed:** **Sep. 22, 2003**

**DESCRIPTION**

(51) **LOC (7) Cl.** ..... **06-06**

(52) **U.S. Cl.** ..... **D6/511**

(58) **Field of Search** ..... D6/480–489, 422–428, D6/510, 511; 108/150, 153.1, 155, 156, 157.1, 161, 50.01, 50.02; 312/194–196

FIG. 1 is a front view of a desk top of an embodiment the present invention comprising a slight “v” shape to the drawer front thereon.

FIG. 2 is a right side view of a desk top of an embodiment of the present invention.

FIG. 3 is a left side view of a desk top of an embodiment of the present invention; and,

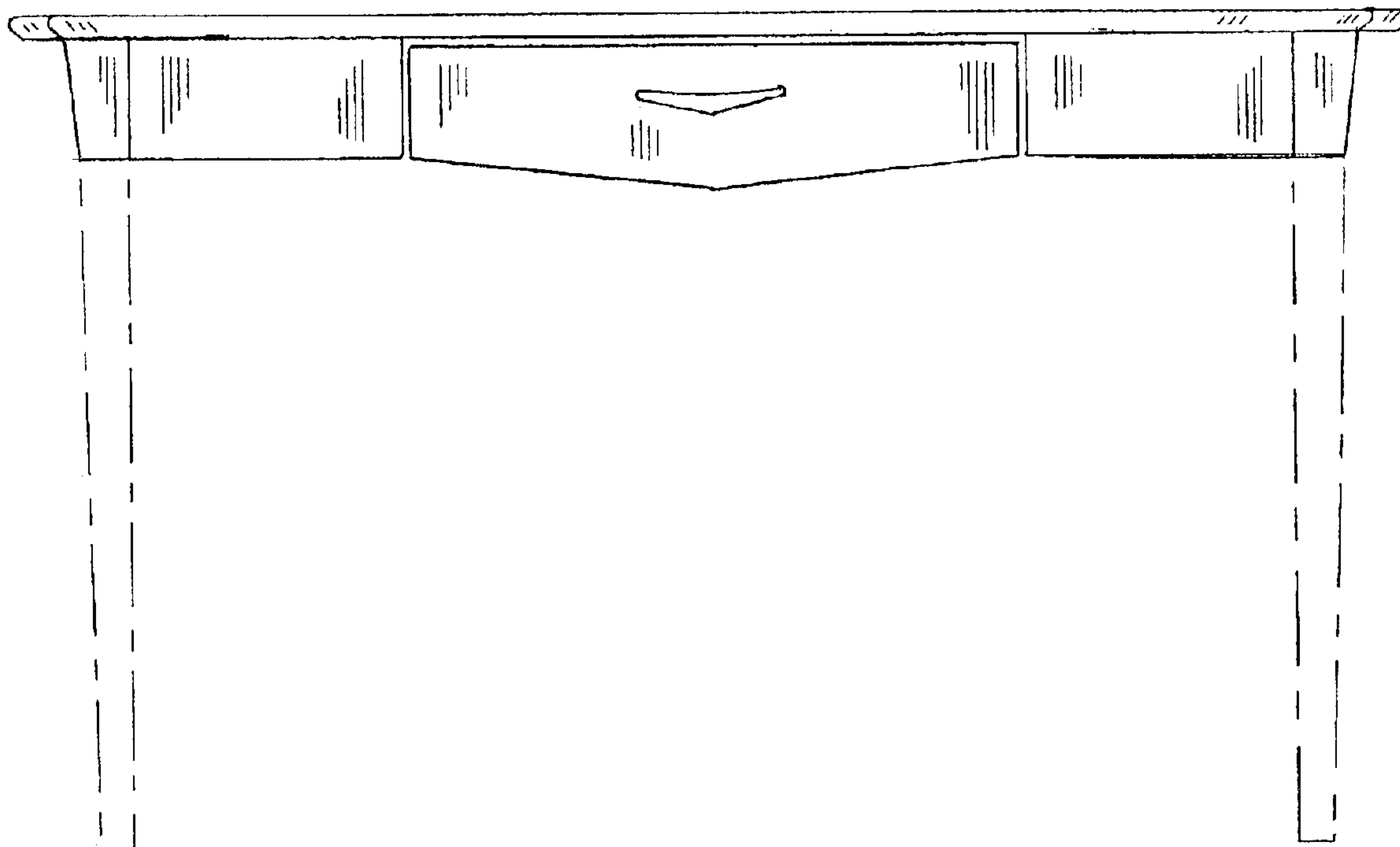
FIG. 4 is a top view of a desk top of an embodiment of the present invention.

(56) **References Cited**

**U.S. PATENT DOCUMENTS**

- D81,654 S \* 7/1930 Kopp ..... D6/486
- D200,783 S \* 4/1965 Carr ..... D6/483
- 3,588,210 A \* 6/1971 De Marais ..... 312/196

**1 Claim, 4 Drawing Sheets**



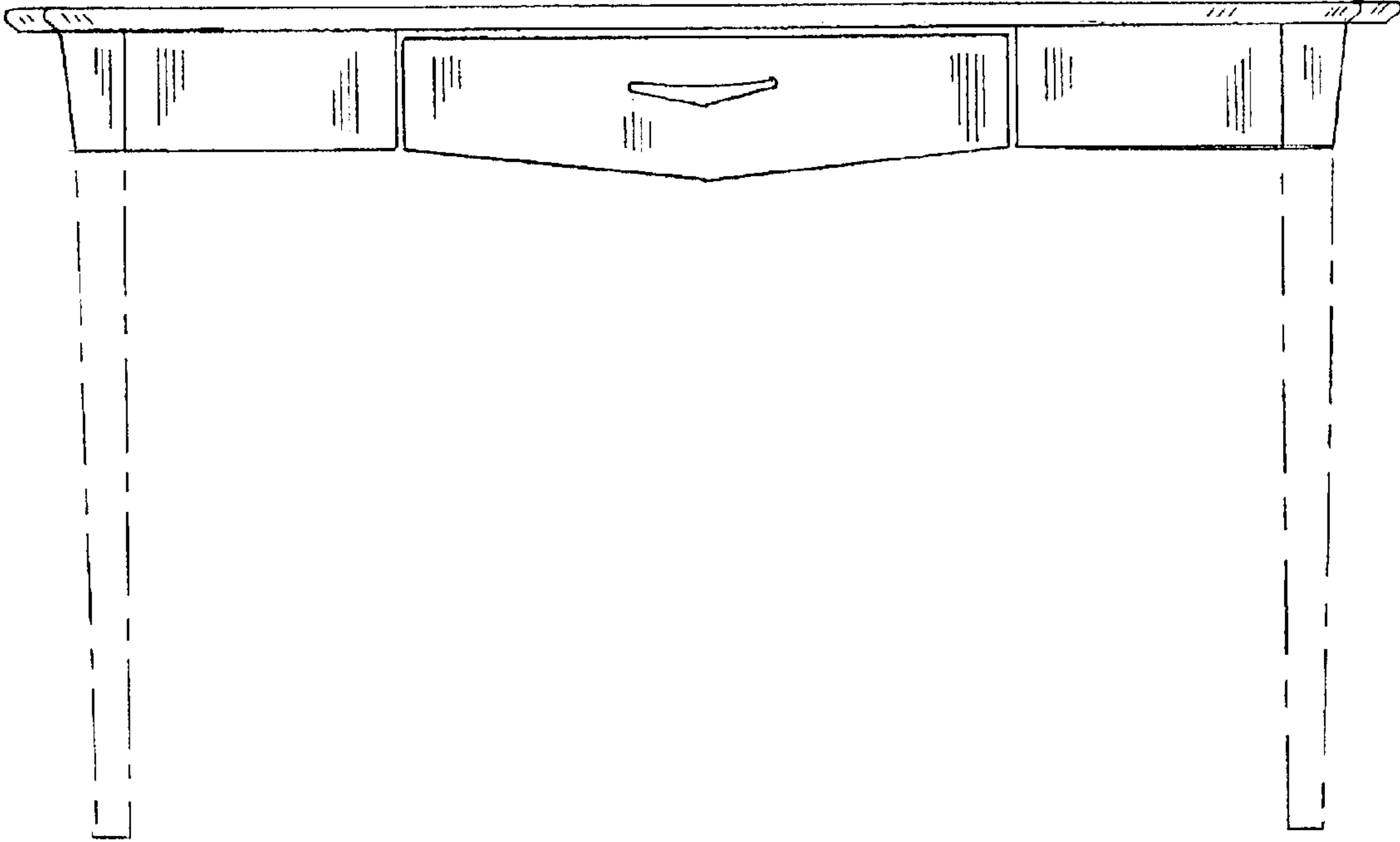


FIG. 1

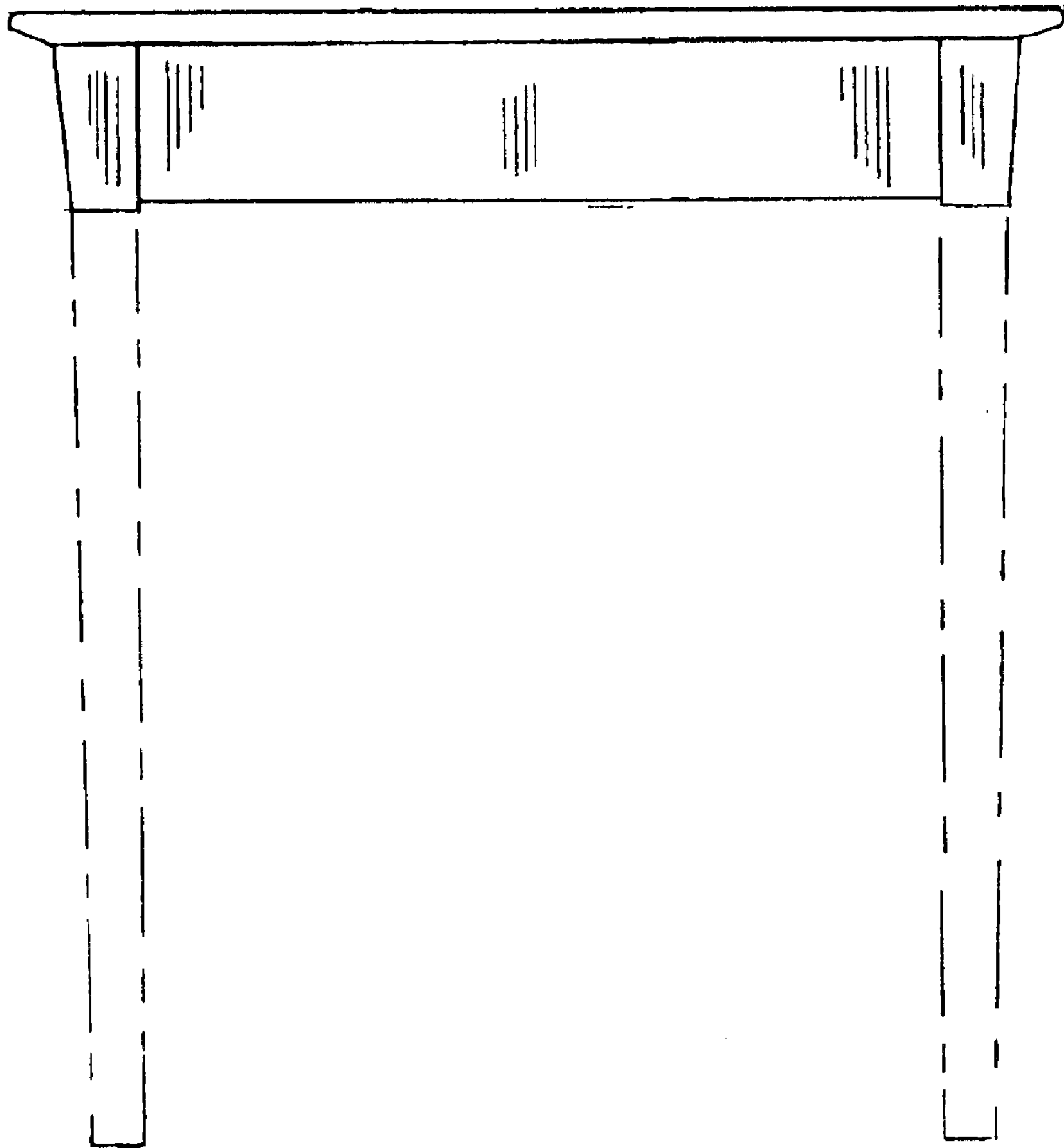


FIG. 2

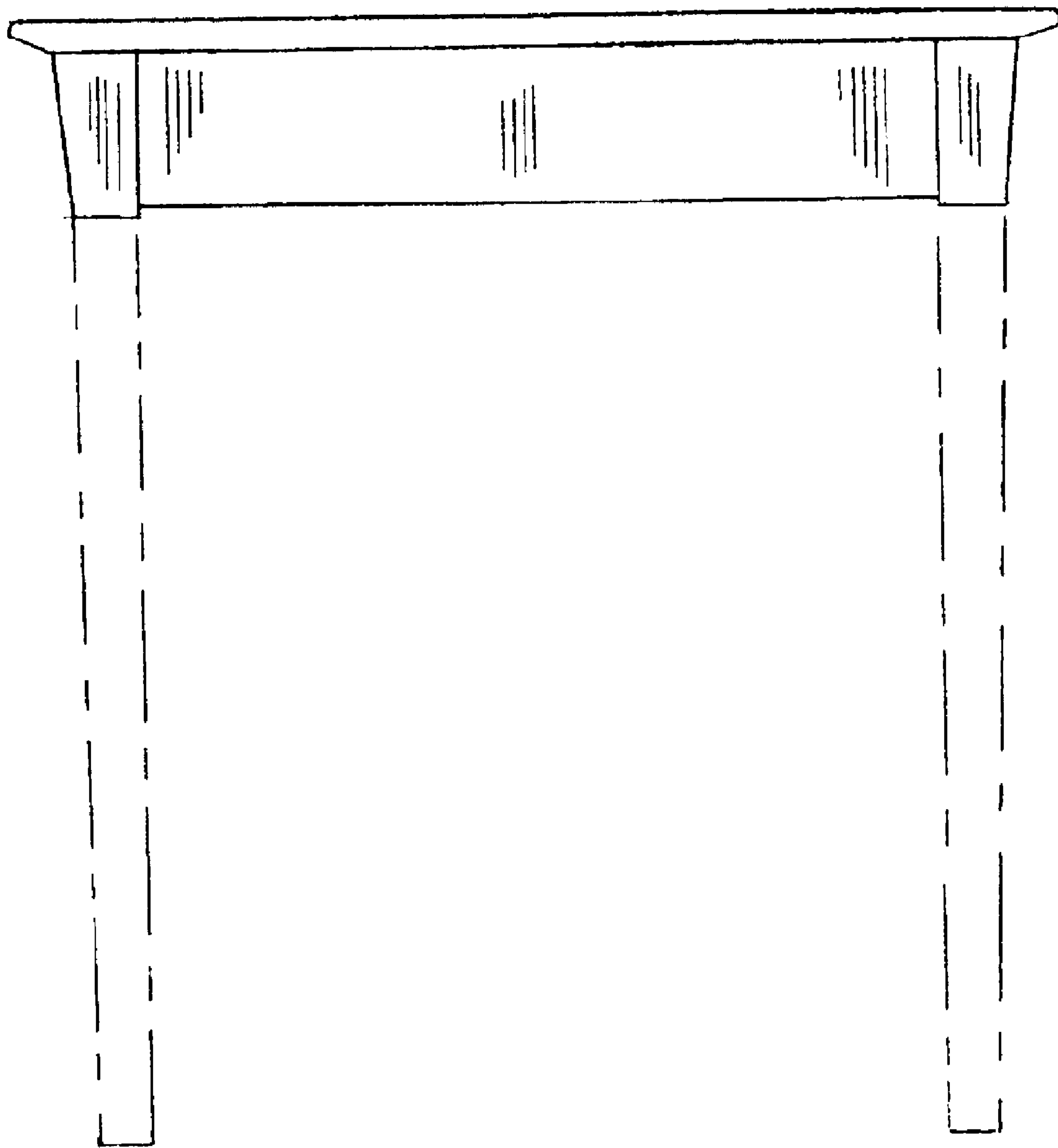


FIG. 3




FIG. 4