

US00D500211S

(12) **United States Design Patent**
Koch et al.

(10) **Patent No.: US D500,211 S**

(45) **Date of Patent: ** Dec. 28, 2004**

(54) **CHAIR**

(75) Inventors: **John Koch**, Iowa City, IA (US); **Ogden R. Olson**, Muscatine, IA (US)

(73) Assignee: **HON Technology Inc.**, Muscatine, IA (US)

(**) Term: **14 Years**

(21) Appl. No.: **29/198,579**

(22) Filed: **Jan. 30, 2004**

(51) **LOC (7) Cl.** **06-01**

(52) **U.S. Cl.** **D6/366**

(58) **Field of Search** D6/334, 335, 364,
D6/365, 366, 367, 500-502; 297/411.2,
411.27, 411.28, 411.29

(56) **References Cited**

U.S. PATENT DOCUMENTS

D288,872 S	*	3/1987	Schultz	D6/366
D309,384 S	*	7/1990	Buhk	D6/366
D362,973 S	*	10/1995	Schultz	D6/366
D377,424 S	*	1/1997	Olson	D6/366

D396,976 S	*	8/1998	Cronk	D6/500
D414,951 S	*	10/1999	Breen	D6/366
D437,702 S	*	2/2001	Koepke et al.	D6/366
D442,791 S	*	5/2001	Simons et al.	D6/366
D444,638 S	*	7/2001	Magnusson et al.	D6/366
D459,903 S	*	7/2002	Lo	D6/366

* cited by examiner

Primary Examiner—Gary D. Watson

(74) *Attorney, Agent, or Firm*—Joseph H. Golant; Jones Day

(57) **CLAIM**

We claim the ornamental design for a chair, as shown and described.

DESCRIPTION

FIG. 1 is a front perspective view of the chair showing the new design;

FIG. 2 is a right side view thereof;

FIG. 3 is a left side view thereof;

FIG. 4 is a front view thereof;

FIG. 5 is a back view thereof; and,

FIG. 6 is a top plan view thereof.

1 Claim, 4 Drawing Sheets






Fig. 1

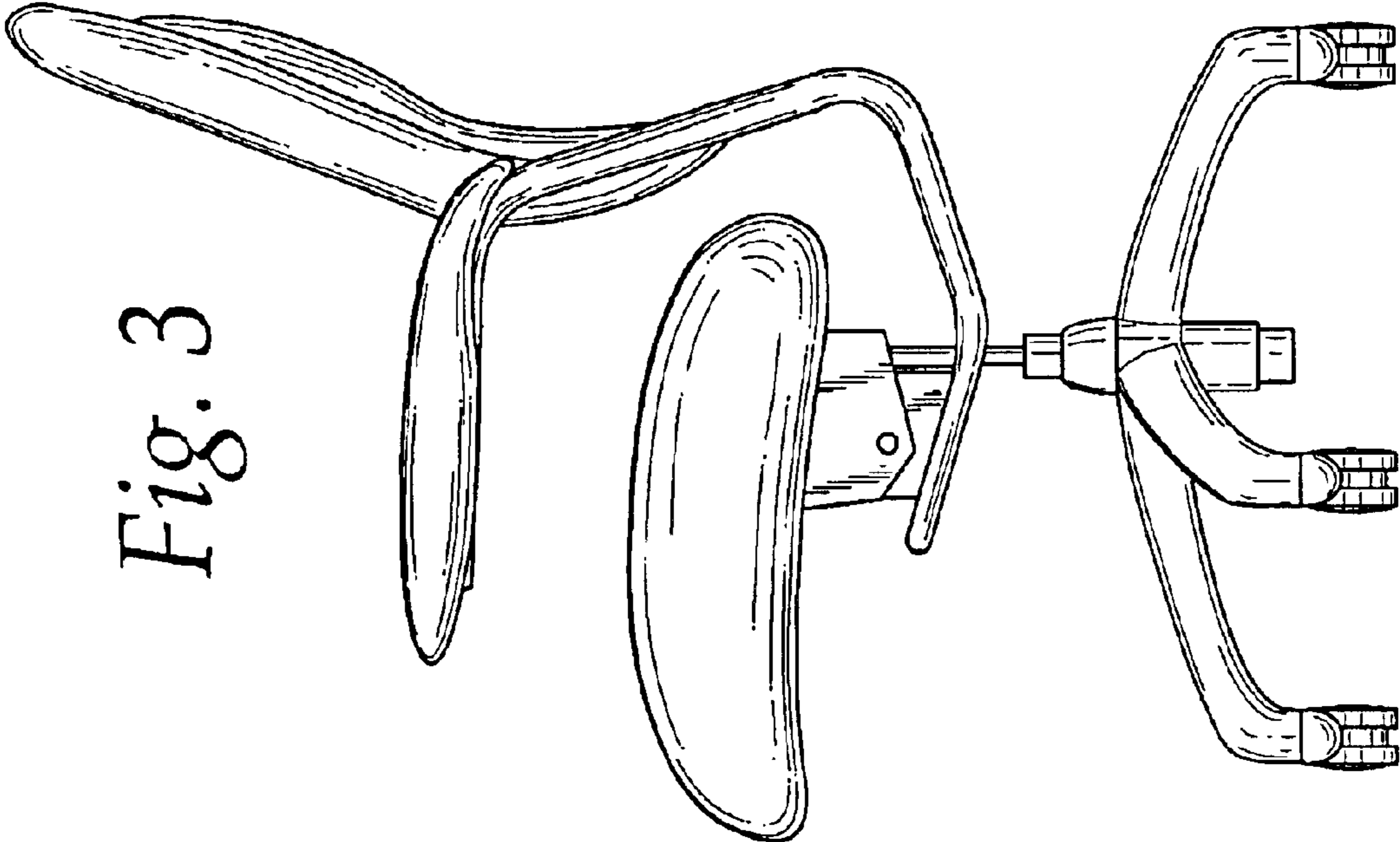


Fig. 3

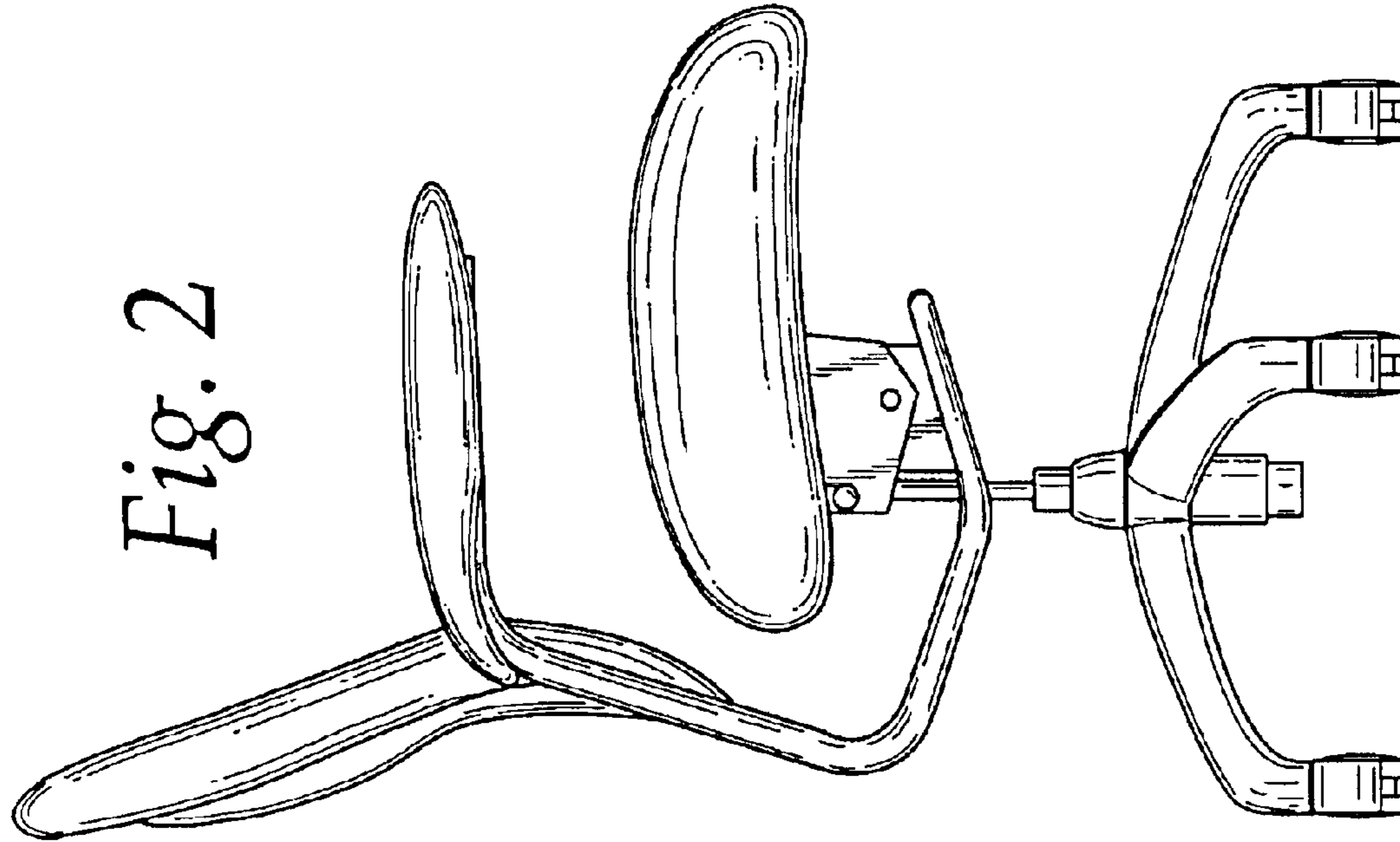


Fig. 2

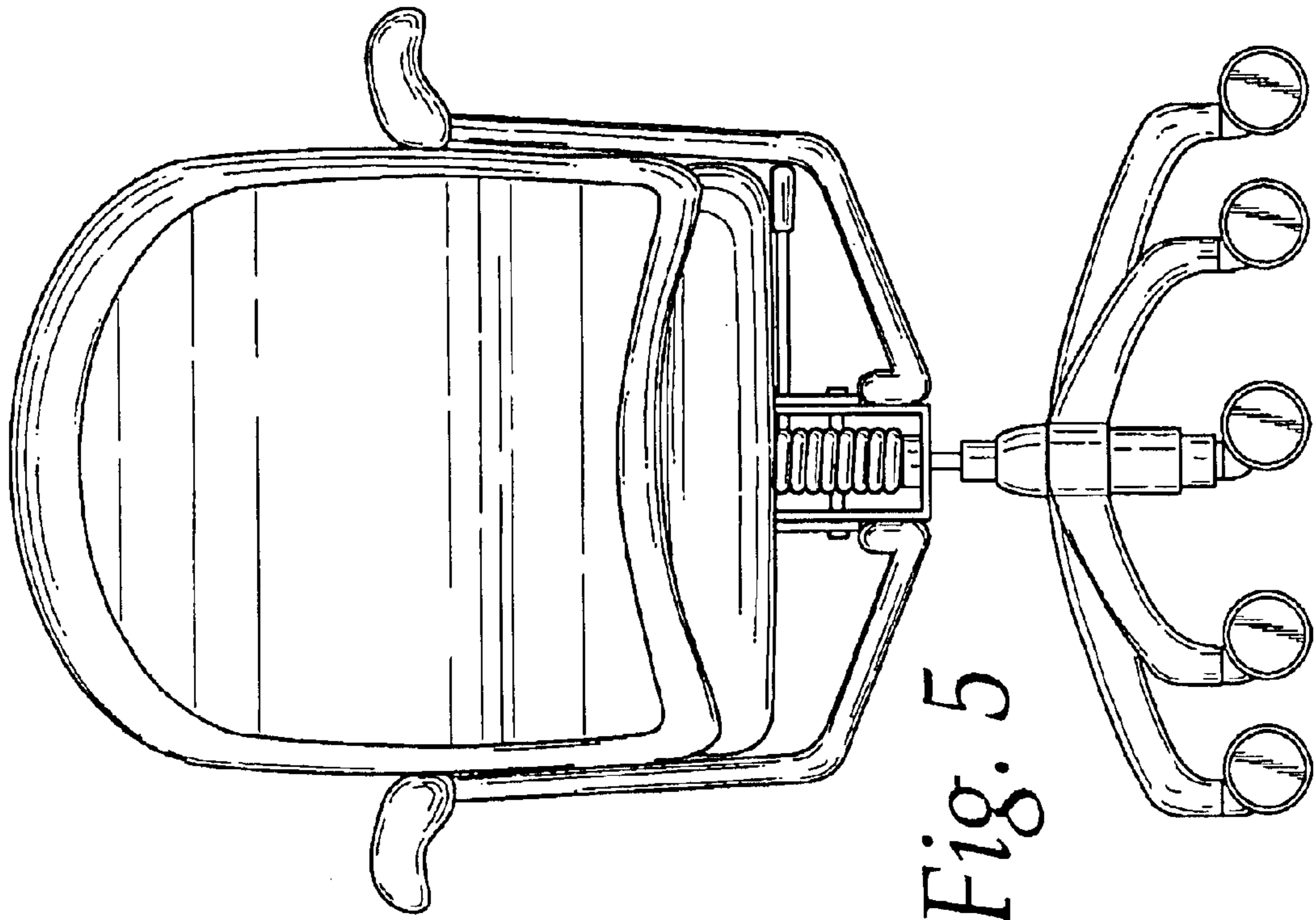


Fig. 5

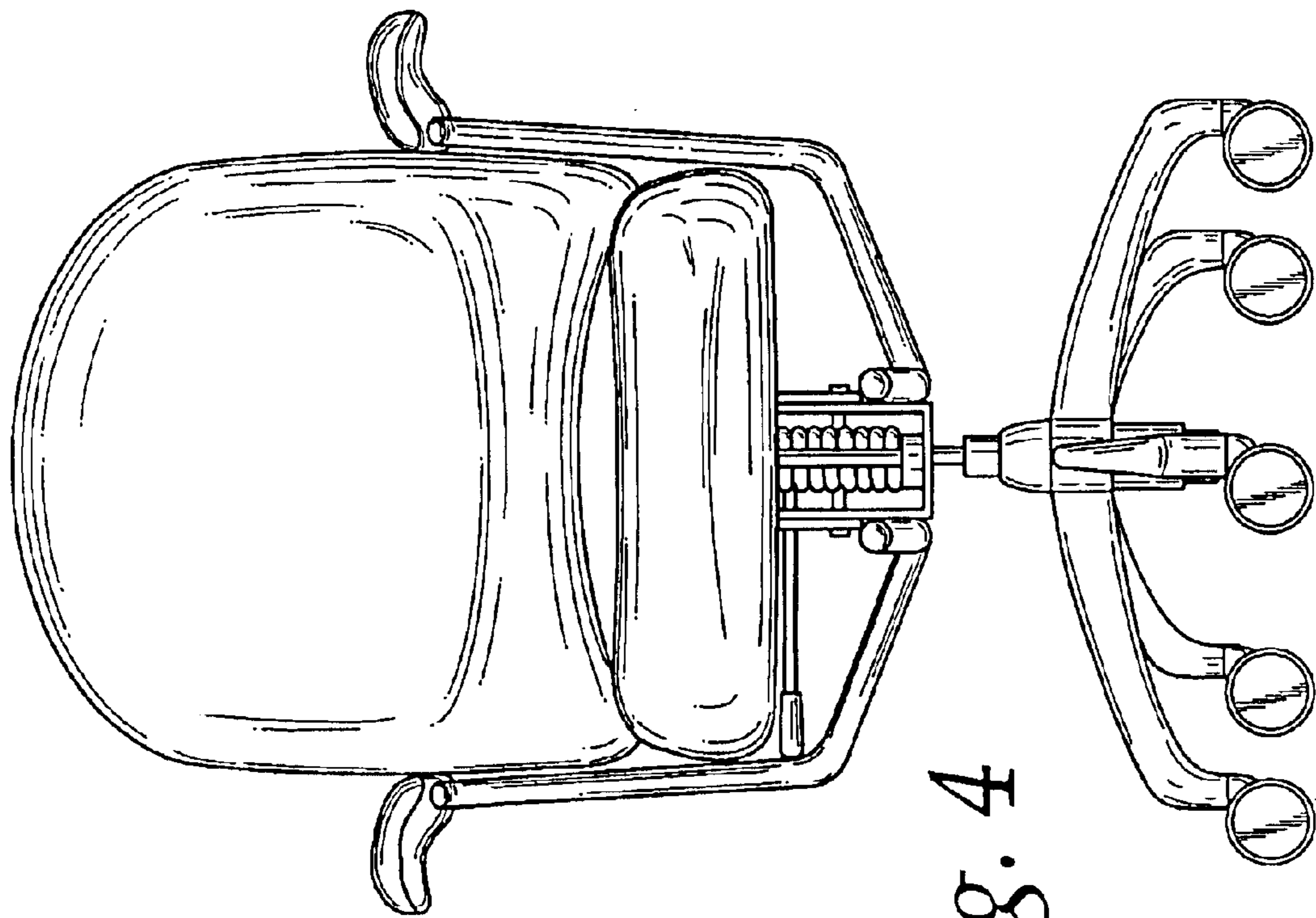


Fig. 4




Fig. 6