

US00D500208S

(12) **United States Design Patent** (10) **Patent No.:** **US D500,208 S**
Vu (45) **Date of Patent:** **** Dec. 28, 2004**

(54) **ELECTRIC TOOTHBRUSH HANDLE**

D489,183 S 5/2004 Akahori et al.

(75) Inventor: **Duy Phong Vu**, Frankfurt (DE)

FOREIGN PATENT DOCUMENTS

(73) Assignee: **Braun GmbH**, Kronberg

GB	3002853	5/2002	
JP	D. 1126990	5/2001	
JP	2001-275751	9/2001	
JP	2003189936 A *	7/2003 A46B/5/00
WO	DM/058808	11/2001	
WO	DM/058197	12/2001	

(**) Term: **14 Years**

(21) Appl. No.: **29/189,661**

(22) Filed: **Sep. 9, 2003**

OTHER PUBLICATIONS

(51) **LOC (7) Cl.** **28-03**

AU 149217 Design Application, Sep. 17, 2002, [online], [retrieved on Mar. 14, 2004] Retrieved from the Australian Design Database using Internet <URL: http://pericles.ipaustralia.gov.au>.*

(52) **U.S. Cl.** **D4/101**

(58) **Field of Search** D4/100-102, 104-112, D4/132, 134, 138; D8/61, 107; 15/22.1, 23, 24, 28, 29, 143.1, 167.1; 16/430, 431; 81/54, 57.11, 57.14, 58.1; 132/308, 311; 173/170, 217

* cited by examiner

(56) **References Cited**

Primary Examiner—Alan P. Douglas
Assistant Examiner—Lavone D. Tabor
(74) *Attorney, Agent, or Firm*—Fish & Richardson P.C.; Edward S. Podszus

U.S. PATENT DOCUMENTS

D220,239 S	3/1971	Rams et al.	
D347,736 S	6/1994	Schneider et al.	
D361,433 S	8/1995	Yang	
D385,702 S	11/1997	Okada	
D388,958 S	1/1998	Hartwein	
5,815,872 A	10/1998	Meginniss, III et al.	
D436,254 S	* 1/2001	Kling et al. D4/101
D440,766 S	* 4/2001	Hartwein et al. D4/101
D452,775 S	1/2002	Wright	
D453,626 S	2/2002	Greene	
D453,996 S	3/2002	Kling et al.	
D454,251 S	* 3/2002	De Swarte et al. D4/101
D454,695 S	* 3/2002	Greene D4/101
D455,010 S	4/2002	Kling	
D455,556 S	4/2002	Kling	
D457,000 S	5/2002	Lim	
D459,081 S	6/2002	Eliav et al.	
D464,489 S	10/2002	Emerick et al.	
D478,423 S	8/2003	Mulder et al.	
D479,915 S	* 9/2003	De Salvo D4/101

(57) **CLAIM**

The ornamental design for an electric toothbrush handle, as shown and described.

DESCRIPTION

FIG. 1 is a perspective view of an electric toothbrush handle as seen from the top, front and right sides, wherein the broken line disclosure is for environmental purposes only and does not form a part of the claimed design; FIG. 2 is a front elevational view thereof; FIG. 3 is a right side elevational view thereof, the left side elevational view being a mirror image; FIG. 4 is a rear elevational view thereof; FIG. 5 is a top plan view thereof; and, FIG. 6 is a bottom plan view thereof.

1 Claim, 3 Drawing Sheets

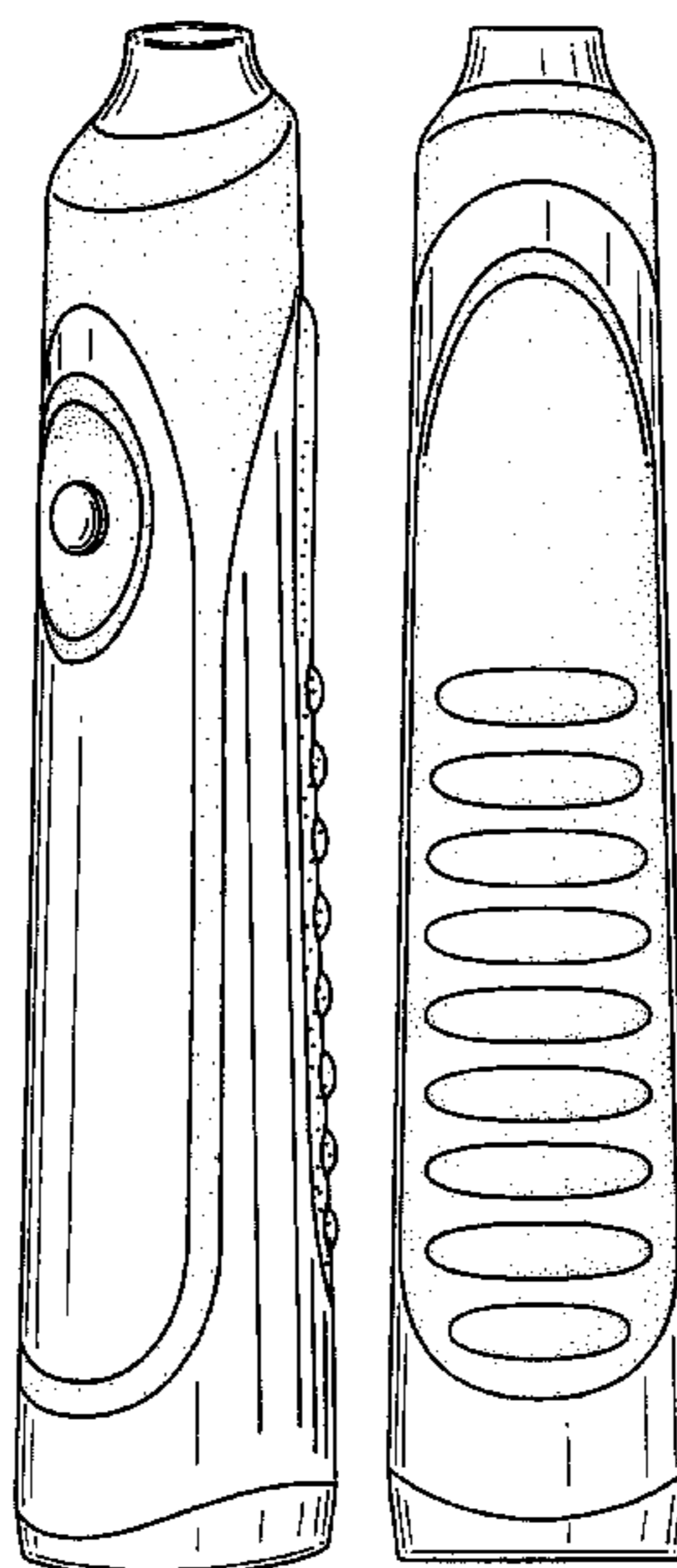


FIG. 1

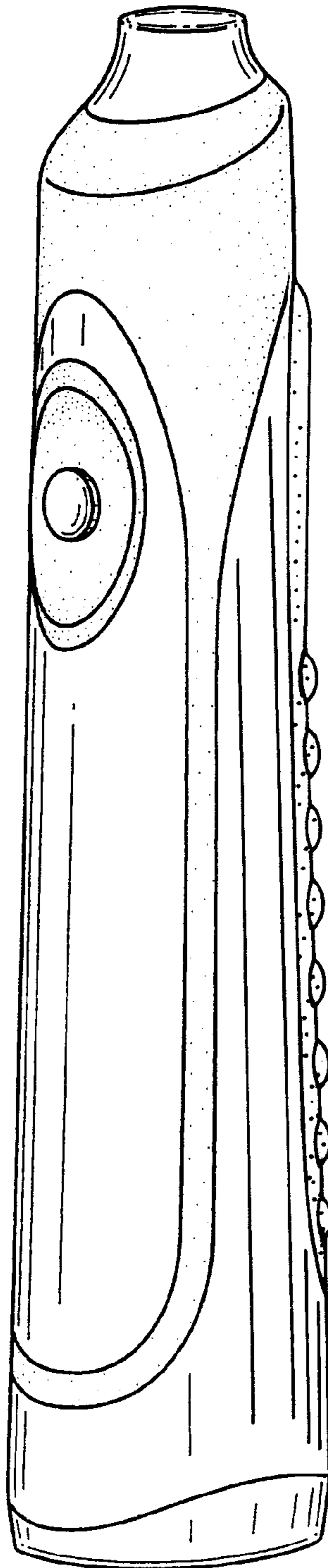


FIG. 2

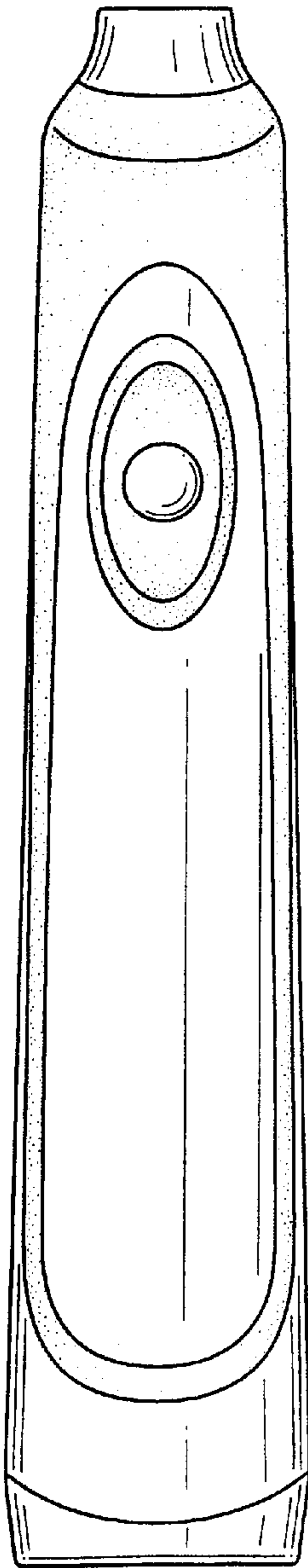


FIG. 3

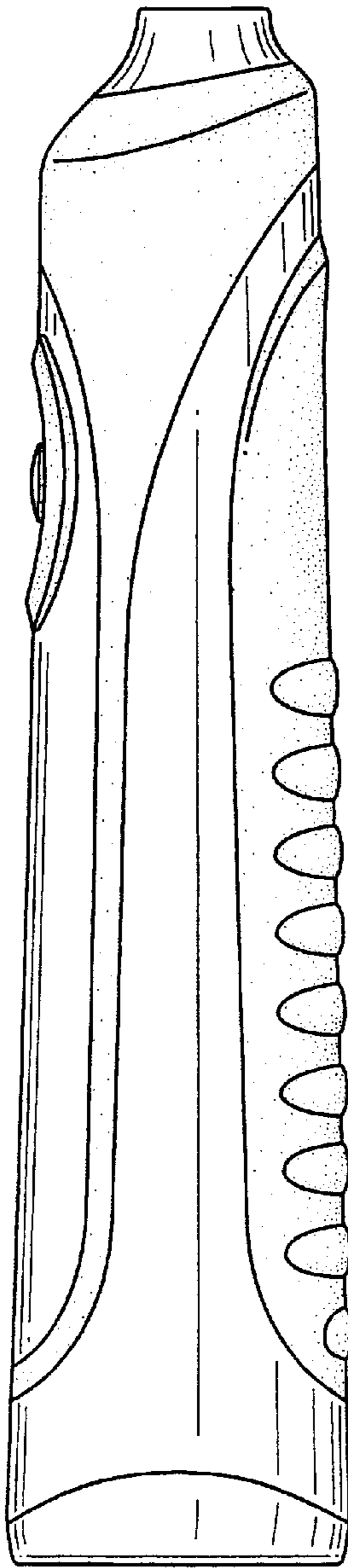


FIG. 4

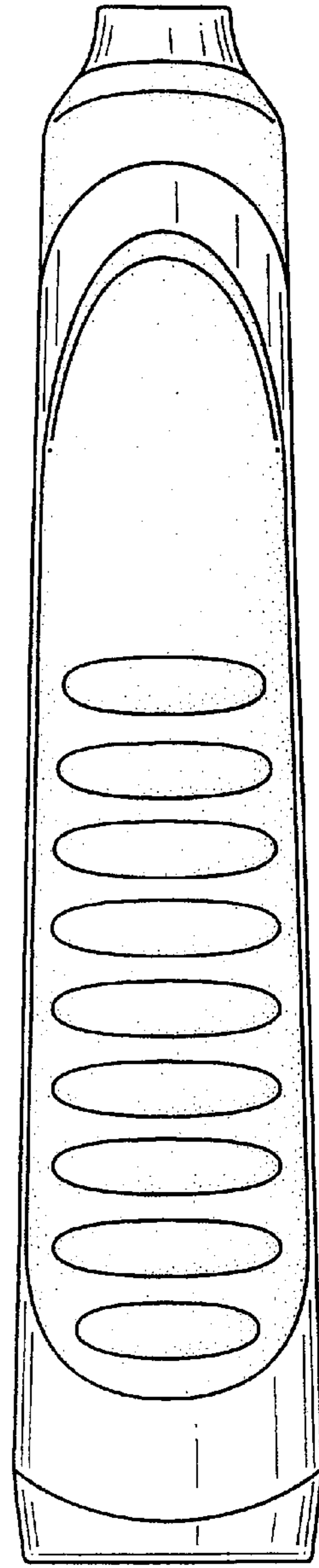


FIG. 5

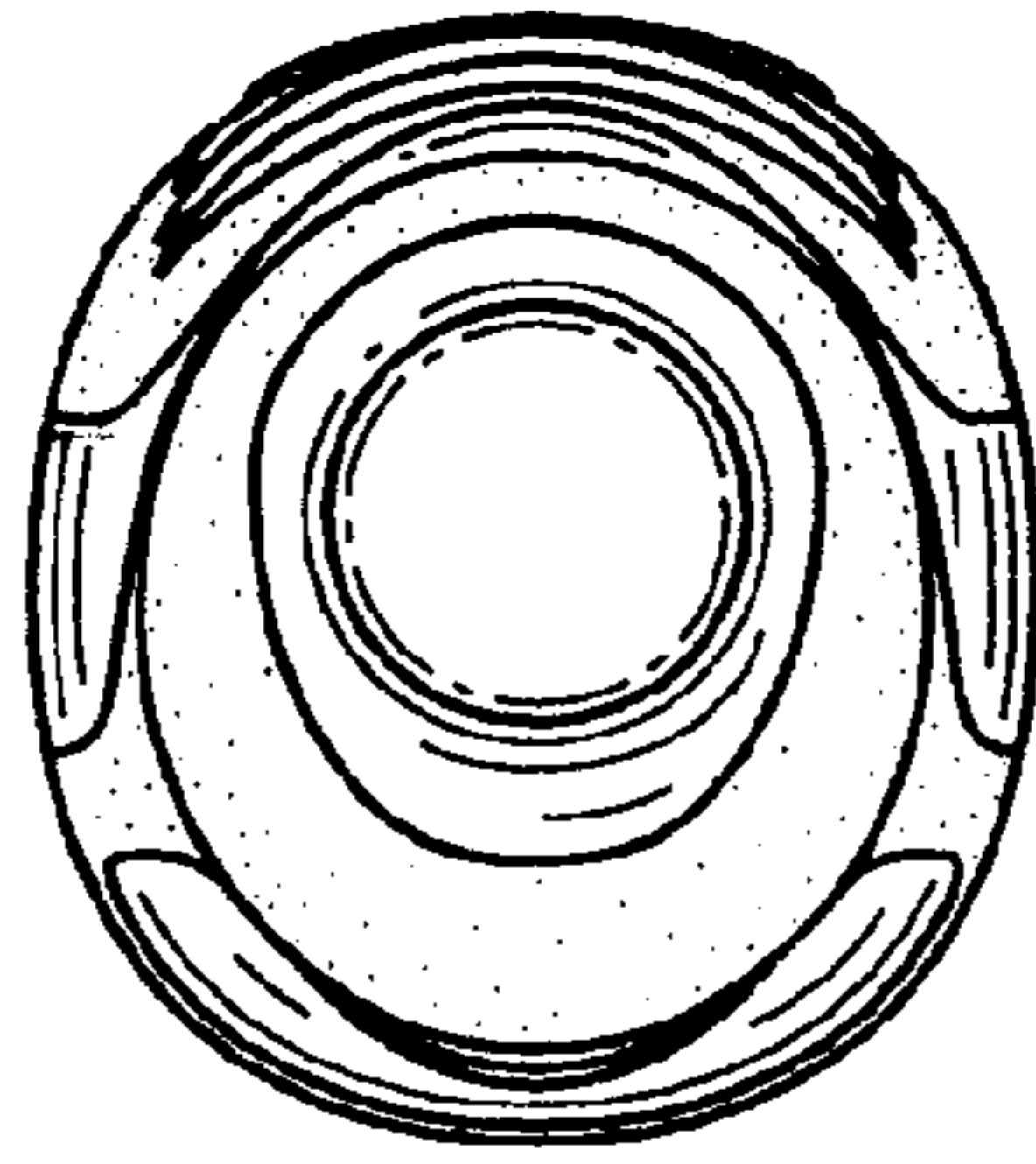


FIG. 6

