

US00D500206S

(12) **United States Design Patent**  
**Bourne**

(10) **Patent No.: US D500,206 S**

(45) **Date of Patent: \*\* Dec. 28, 2004**

- (54) **CARRYING CASE BODY**
- (75) Inventor: **Christopher Bourne**, West Valley City, UT (US)
- (73) Assignee: **Zero Manufacturing, Inc.**, North Salt Lake, UT (US)
- (\*\*) Term: **14 Years**

- D331,663 S \* 12/1992 Roncato ..... D3/292
- D401,408 S \* 11/1998 Sun et al. .... D3/276
- D465,084 S \* 11/2002 McGuire ..... D3/276
- D471,014 S \* 3/2003 Shapiro ..... D3/303

\* cited by examiner

*Primary Examiner*—Philip S. Hyder

(74) *Attorney, Agent, or Firm*—Brian L. Johnson; Davis Wright Tremaine LLP

- (21) Appl. No.: **29/178,535**
- (22) Filed: **Mar. 26, 2003**

(57) **CLAIM**

The ornamental design for a carrying case body, as shown and described.

- (51) **LOC (7) Cl.** ..... **03-01**
- (52) **U.S. Cl.** ..... **D3/321**
- (58) **Field of Search** ..... D3/273, 274, 276, D3/281, 291, 283, 279, 294, 900, 318, 321; 190/124, 900, 125, 100, 115, 116

**DESCRIPTION**

FIG. 1 is a left side elevational view of a carrying case body showing my new design, the right side elevation view being identical thereto;  
 FIG. 2 is a front elevational view thereof, the rear elevational view being a identical image thereto; and,  
 FIG. 3 is a top plan view thereof, the bottom plan view being an identical image thereto.


The broken lines within an area bounded by solid lines indicates shading. The other broken lines are for illustrative purposes only and form no part of the claimed design.

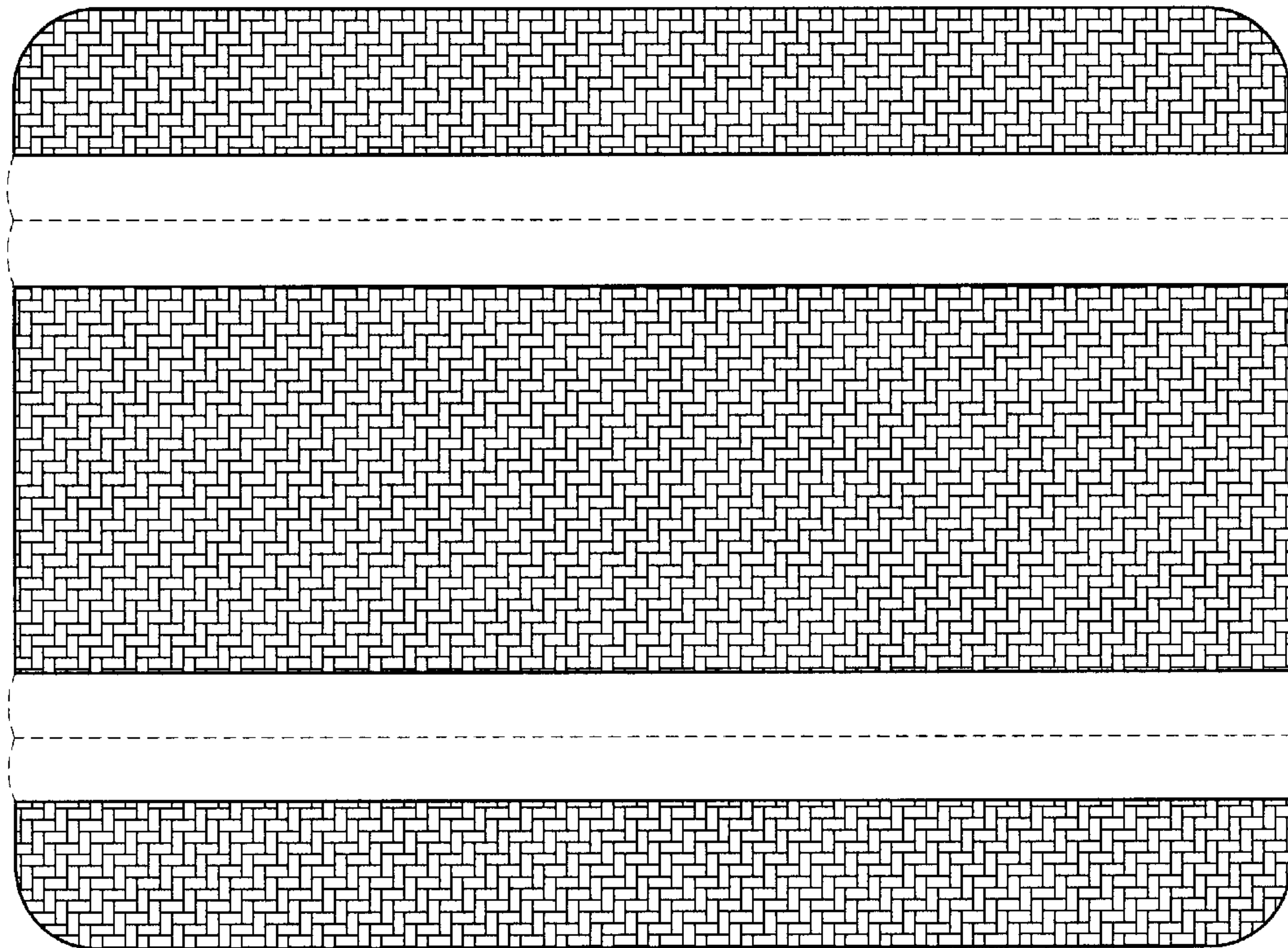
(56) **References Cited**

**U.S. PATENT DOCUMENTS**


- 3,071,220 A \* 1/1963 O'Neil ..... 190/127
- 3,749,211 A \* 7/1973 Cima ..... 190/109
- D244,639 S \* 6/1977 Greenbaum ..... D3/292
- D298,486 S \* 11/1988 Jain ..... D3/292
- D329,134 S \* 9/1992 Tokuda et al. .... D3/292

**1 Claim, 2 Drawing Sheets**






*Fig. 1*



*Fig. 2*



*Fig. 3*