

US00D500200S

(12) **United States Design Patent**  
**Cooper**

(10) **Patent No.:** **US D500,200 S**  
(45) **Date of Patent:** **\*\* Dec. 28, 2004**

(54) **PORTION OF A SHOE UPPER**

D490,604 S \* 6/2004 Cooper ..... D2/972  
D491,718 S \* 6/2004 Link ..... D2/972

(75) **Inventor:** **Aaron Alexander C. Cooper**, Portland,  
OR (US)

(73) **Assignee:** **Nike, Inc.**, Beaverton, OR (US)

(\*\*) **Term:** **14 Years**

(21) **Appl. No.:** **29/203,189**

(22) **Filed:** **Apr. 12, 2004**

(51) **LOC (7) Cl.** ..... **02-99**

(52) **U.S. Cl.** ..... **D2/972**

(58) **Field of Search** ..... D2/902, 907, 908,  
D2/943, 944, 969, 972-974; 36/45, 50.1,  
77 M, 77 R, 83, 88, 113, 114, 126-130

(56) **References Cited**

**U.S. PATENT DOCUMENTS**

D237,426 S	11/1975	Thornberry	
D237,427 S	11/1975	Thornberry	
D283,173 S	4/1986	Malone	
D291,144 S	8/1987	Tong et al.	
D291,501 S	8/1987	Tong	
D295,916 S	* 5/1988	Selbiger	D2/969
D297,591 S	* 9/1988	Brown et al.	D2/973
D383,513 S	* 9/1997	Ryan et al.	D2/973
D397,543 S	9/1998	Silvers	
D435,161 S	12/2000	von Conta	
D440,758 S	4/2001	Smith	
D443,756 S	6/2001	McDowell	
D446,921 S	8/2001	Duclos	
D449,924 S	11/2001	O'Boyle	
D467,719 S	12/2002	Blakeslee	
D482,515 S	11/2003	St-Louis	

**OTHER PUBLICATIONS**

Nike Footwear Catalog, Spring 1986, p. 16, published Jun. 1985.

Nike Footwear Catalog, Fall 1986, pp. 26 and 28, published Jan. 1986.

Nike Footwear Catalog, Spring 1996, p. 85, published Jun. 1995.

Jordan Footwear Catalog, Fall 2002, p. 1, published Nov. 2001.

Jordan Footwear Catalog, Holiday 2002, published Mar. 2002.

\* cited by examiner

*Primary Examiner*—Dominic Simone

(74) *Attorney, Agent, or Firm*—Banner & Witcoff, Ltd.

(57) **CLAIM**

The ornamental design for a portion of a shoe upper, as shown and described.

**DESCRIPTION**


FIG. 1 is a front perspective view of a portion of a shoe upper showing my new design;

FIG. 2 is a right side view thereof; and,

FIG. 3 is a front view thereof.

The uneven broken line immediately adjacent to the shaded area represents an unclaimed portion of the boundary of the design. The uneven broken line showing of the two rectangles and the remainder of the shoe form no part of the claimed design.

**1 Claim, 3 Drawing Sheets**



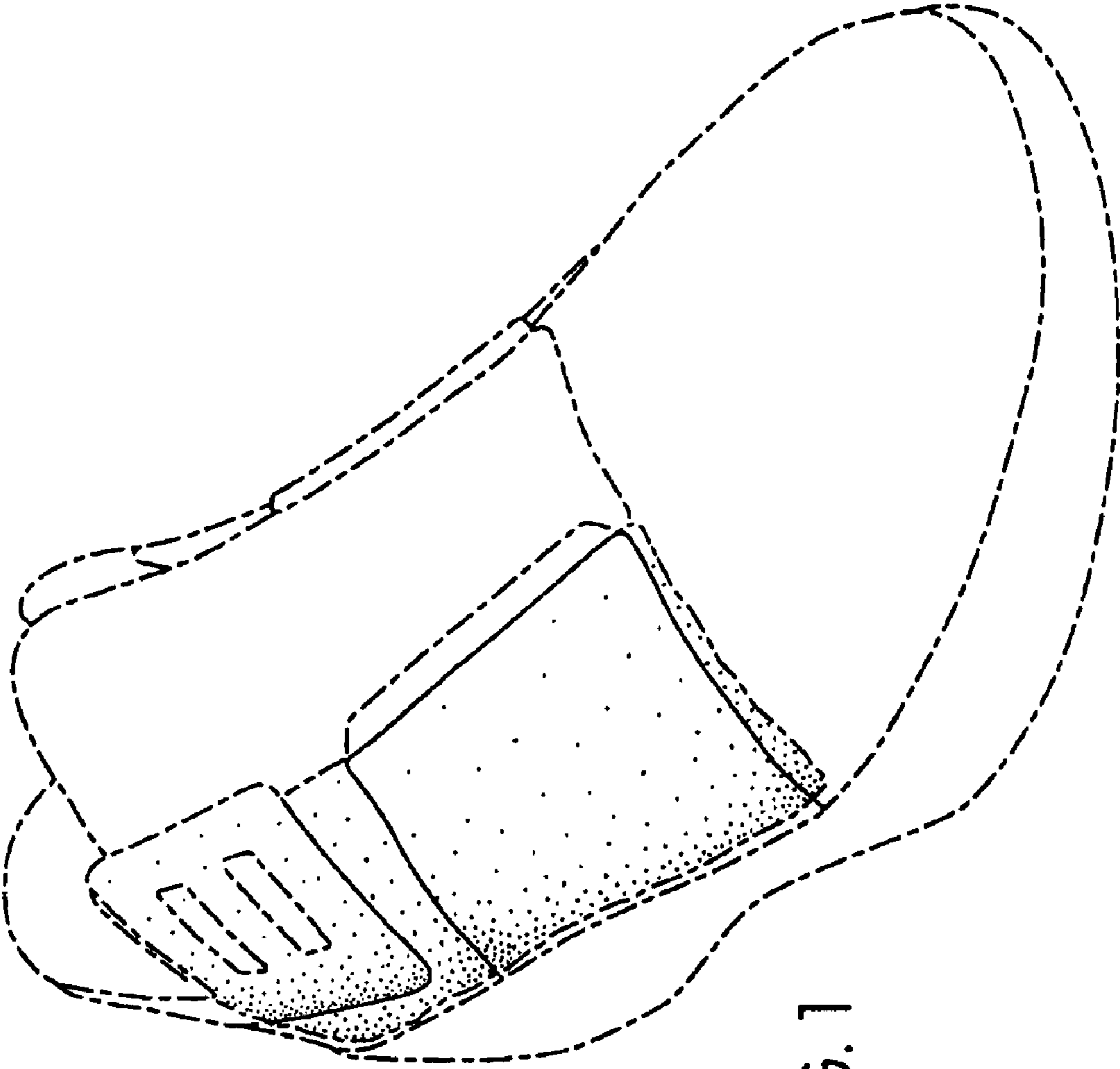


FIG. 1

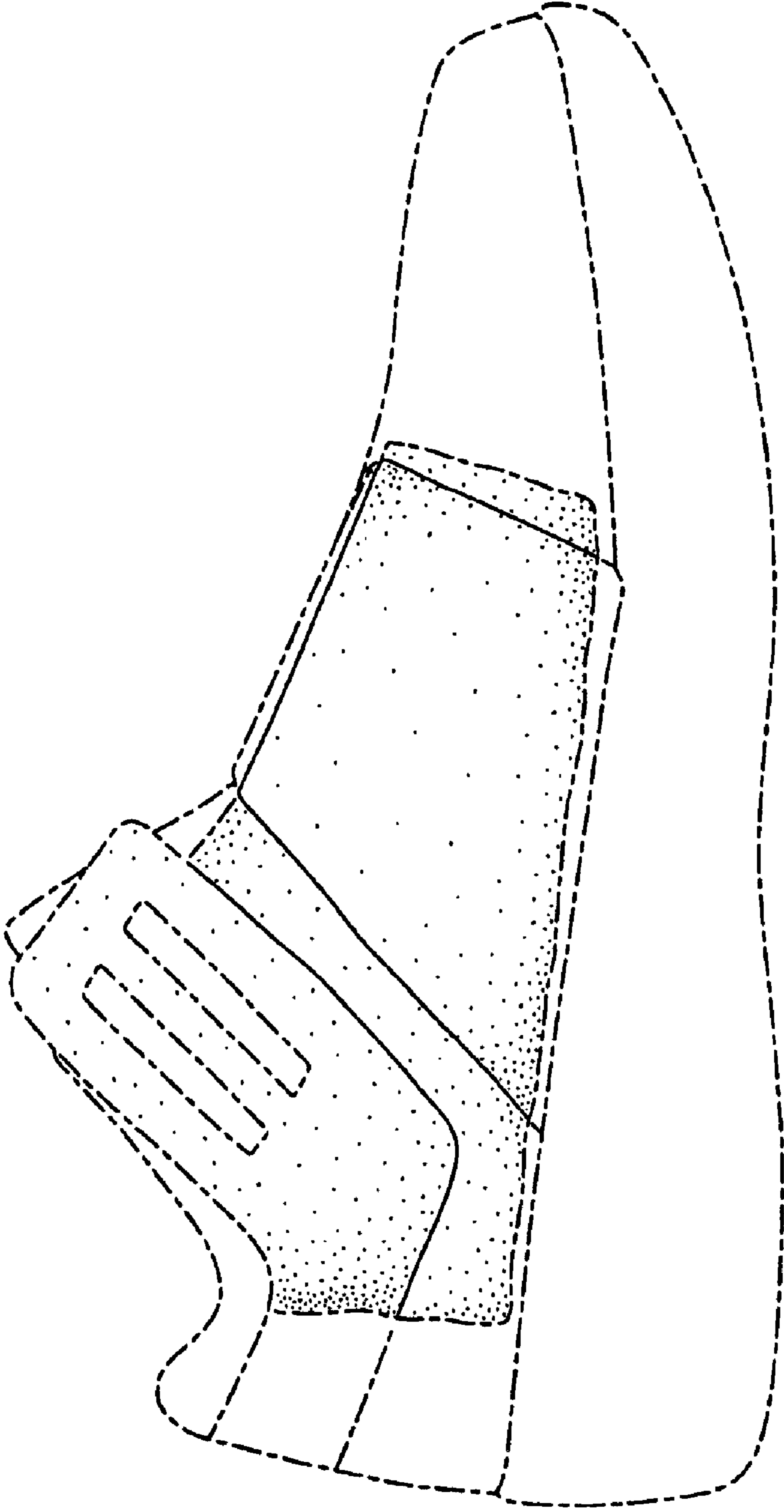


FIG. 2

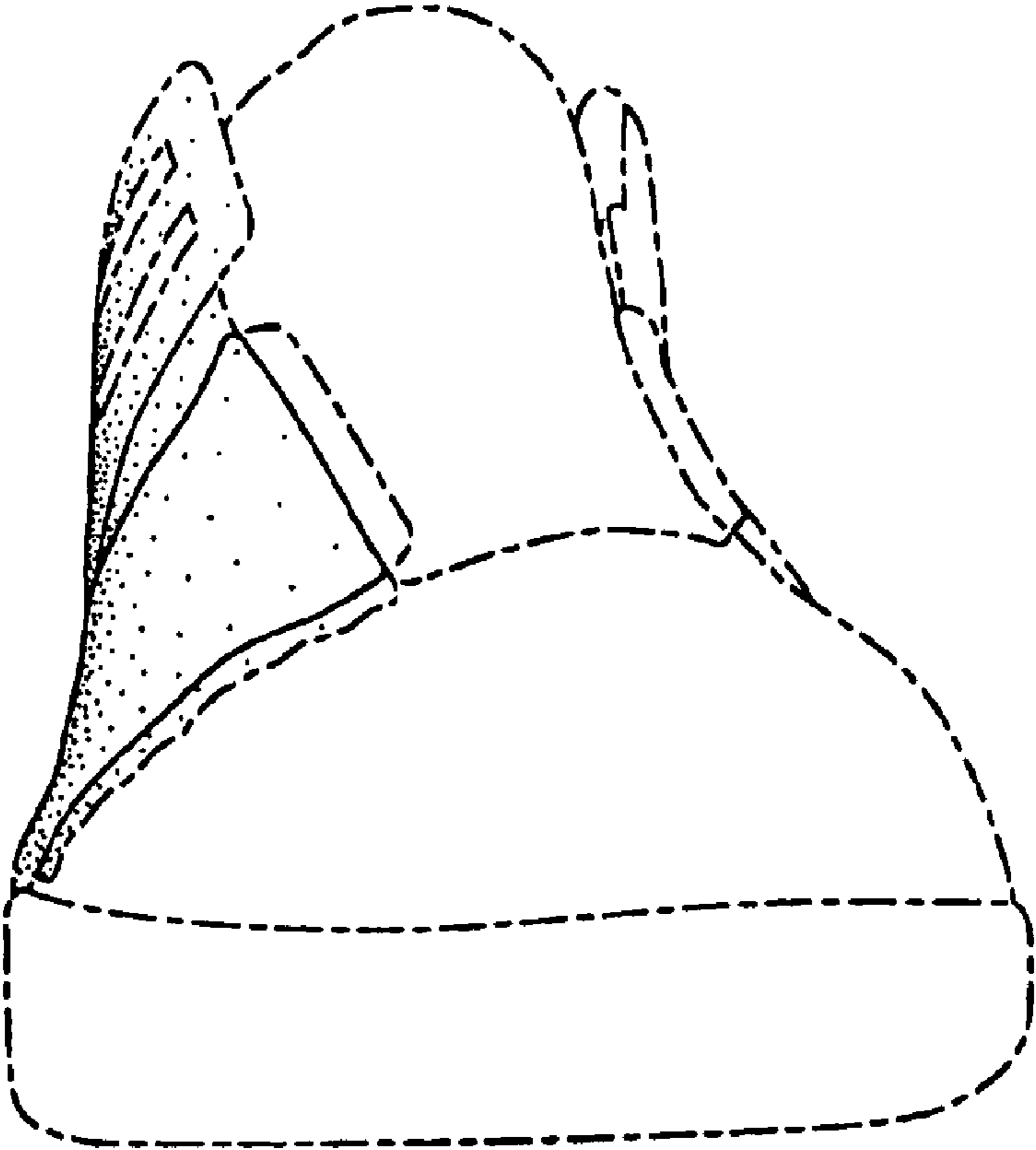


FIG. 3