

US00D500199S

(12) **United States Design Patent** (10) **Patent No.:** **US D500,199 S**
Clegg (45) **Date of Patent:** **** Dec. 28, 2004**

(54) **SIDE ELEMENT OF A SHOE UPPER**

(75) Inventor: **Damon Clegg**, Portland, OR (US)

(73) Assignee: **Nike, Inc.**, Beaverton, OH (US)

(**) Term: **14 Years**

(21) Appl. No.: **29/203,076**

(22) Filed: **Apr. 7, 2004**

(51) **LOC (7) Cl.** **02-99**

(52) **U.S. Cl.** **D2/972**

(58) **Field of Search** D2/902, 907, 908,
D2/943, 944, 969, 972-974; 36/45, 50.1,
77 M, 77 R, 83, 88, 113, 114, 126-130

(56) **References Cited**

U.S. PATENT DOCUMENTS

D86,386 S	3/1932	Miller	
D93,907 S	11/1934	Bancroft	
2,143,556 A	1/1939	Hodaly	
D253,017 S	* 10/1979	Marchesi D2/907
D331,829 S	12/1992	Kittle	
D339,449 S	9/1993	Hatfield	
D342,600 S	12/1993	Hatfield et al.	
D345,253 S	3/1994	Lucas	
D347,109 S	5/1994	Avar	
D348,979 S	7/1994	Greene	
D351,275 S	10/1994	Hatfield et al.	
D352,162 S	11/1994	Morris	
5,377,430 A	1/1995	Hatfield	
D355,756 S	2/1995	Vestuti	
D361,426 S	8/1995	Baker	
D369,459 S	5/1996	Feller	
D378,242 S	3/1997	Smith	
D415,882 S	11/1999	McDowell	
D424,798 S	5/2000	McDowell	
D431,714 S	10/2000	Hatfield et al.	
D459,863 S	7/2002	Butler et al.	
D477,457 S	* 7/2003	Neely D2/972
D479,392 S	9/2003	Hillyer	
D479,644 S	9/2003	Sakai	

OTHER PUBLICATIONS

“Nike Footwear Catalog,” Fall 1994, published Nov. 1993 (p. 8), Beaverton, Oregon.

“Nike Footwear Catalog,” Fall 1996, published Dec. 1995 (p. M52), Beaverton, Oregon.

“Nike Footwear Catalog,” Fall 1999, published Nov. 1998 (p. M27), Beaverton, Oregon.

“Nike Footwear Catalog,” Holiday 1999, published Mar. 1999 (p. M111, M112, M114), Beaverton, Oregon.

“Nike Footwear Catalog,” Spring 2000, published Jul. 1999 (p. M29, W31), Beaverton, Oregon.

“Nike Footwear Catalog,” Fall 2000, published Nov. 1999 (p. M48, W9), Beaverton, Oregon.

“Nike Footwear Catalog,” Holiday 2000, published Mar. 2000 (p. M77, M78), Beaverton, Oregon.

(List continued on next page.)

Primary Examiner—Dominic Simone

(74) *Attorney, Agent, or Firm*—TraskBritt

(57) **CLAIM**

The ornamental design for a side element of a shoe upper, as shown and described.

DESCRIPTION

FIG. 1 is a perspective view of a side element of a shoe upper showing my new design;

FIG. 2 is a side view of the side element of a shoe upper shown in FIG. 1;

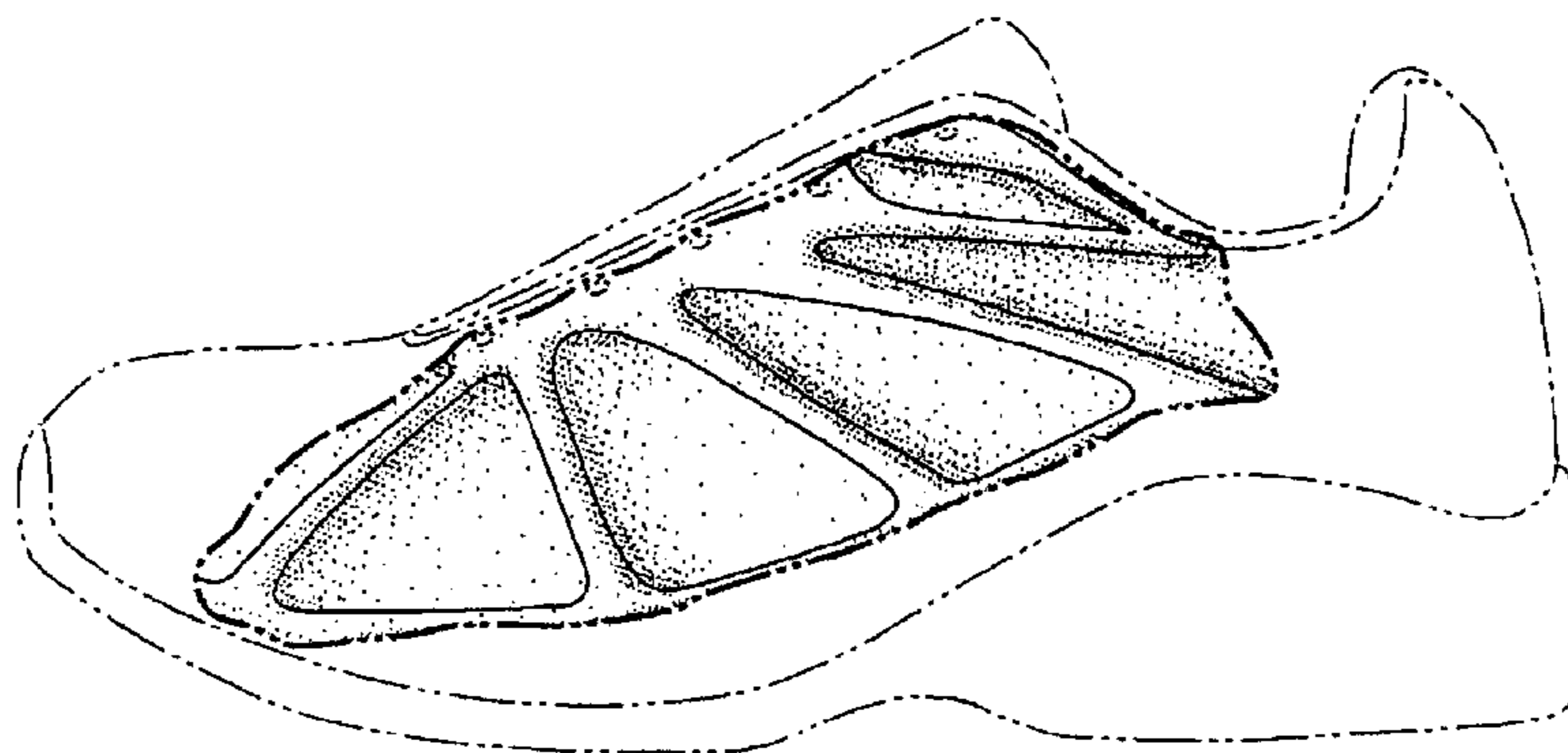
FIG. 3 is a front view of the side element of a shoe upper shown in FIG. 1; and

FIG. 4 is a rear view of the side element of a shoe upper shown in FIG. 1; and,

FIG. 5 is a top view of the side element of a shoe upper shown in FIG. 1.

The uneven broken line immediately adjacent to the shaded area represents the bounds of the claimed design. All other uneven broken lines represent the remaining portion of the shoe. The uneven broken line representations in FIGS. 1-5 are for illustrative purposes only and form no part of the claimed design.

1 Claim, 2 Drawing Sheets



OTHER PUBLICATIONS

“Nike Footwear Catalog,” Spring 2001, published Jun. 2000 (p. M19, M26, M46, M132), Beaverton, Oregon.

“Nike Footwear Catalog,” Fall 2001, published Nov. 2000 (p. M20), Beaverton, Oregon.

“Nike Footwear Catalog,” Holiday 2002, published Mar. 2002 (pp. M40, M69), Beaverton, Oregon.

“Nike Footwear Catalog,” Fall 2003, published Nov. 2002 (pp. W20, W39), Beaverton, Oregon.

“Nike Footwear Catalog,” Spring 2004, published Jun. 2003 (p. M39), Beaverton, Oregon.

“Nike Footwear Catalog,” Fall 2004, published Nov. 2003 (p. M51), Beaverton, Oregon.

* cited by examiner

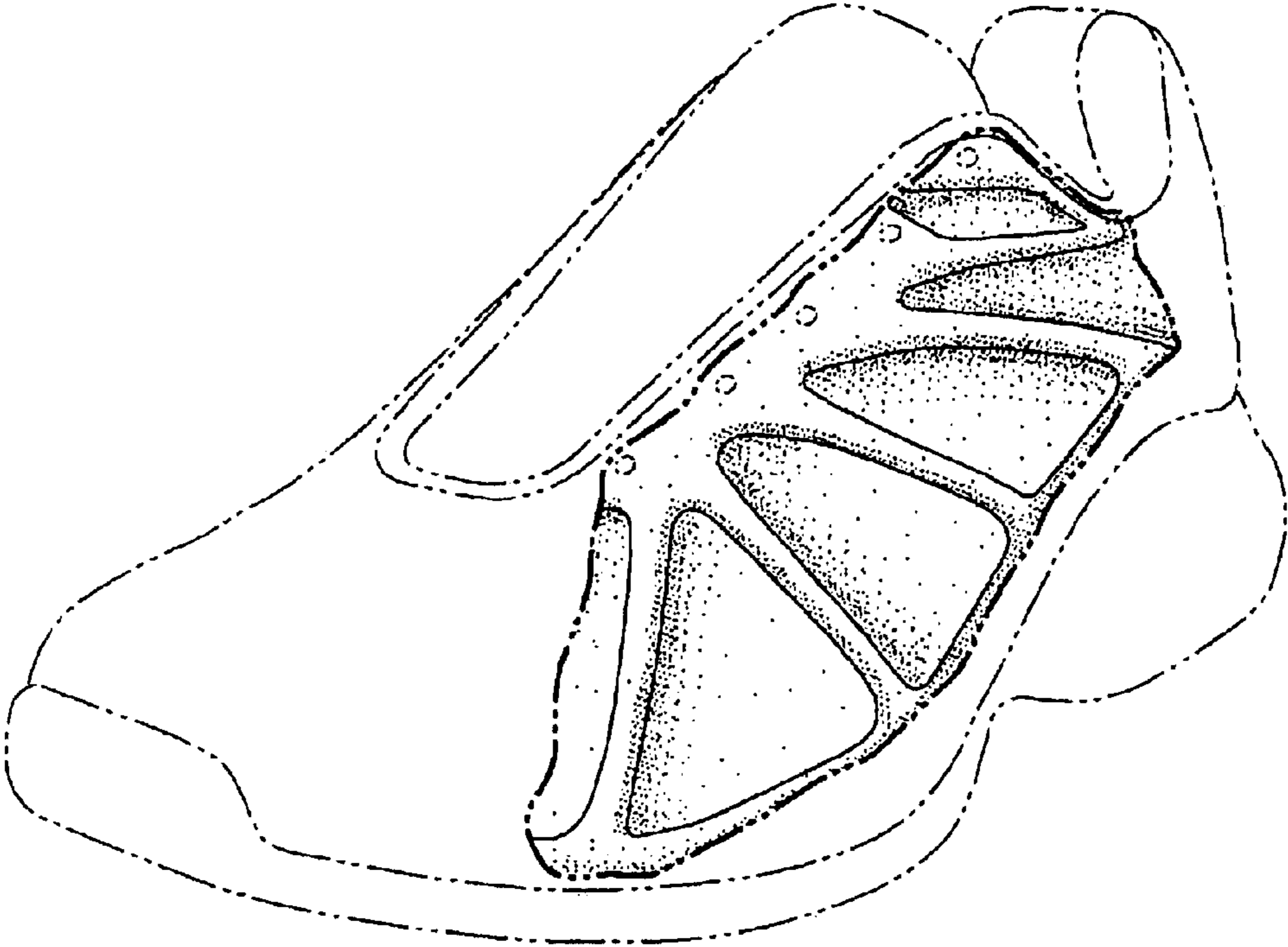


FIG. 1

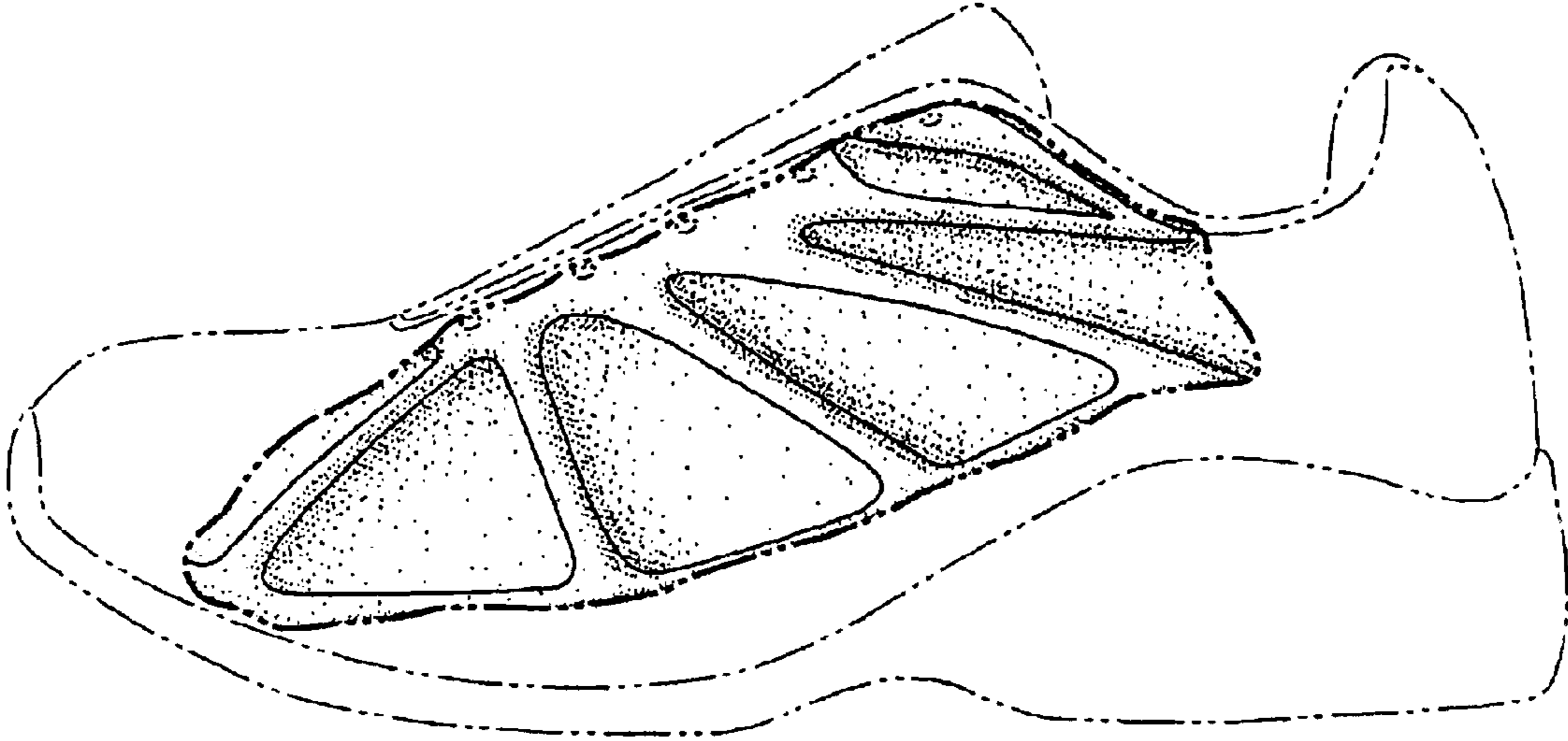


FIG. 2

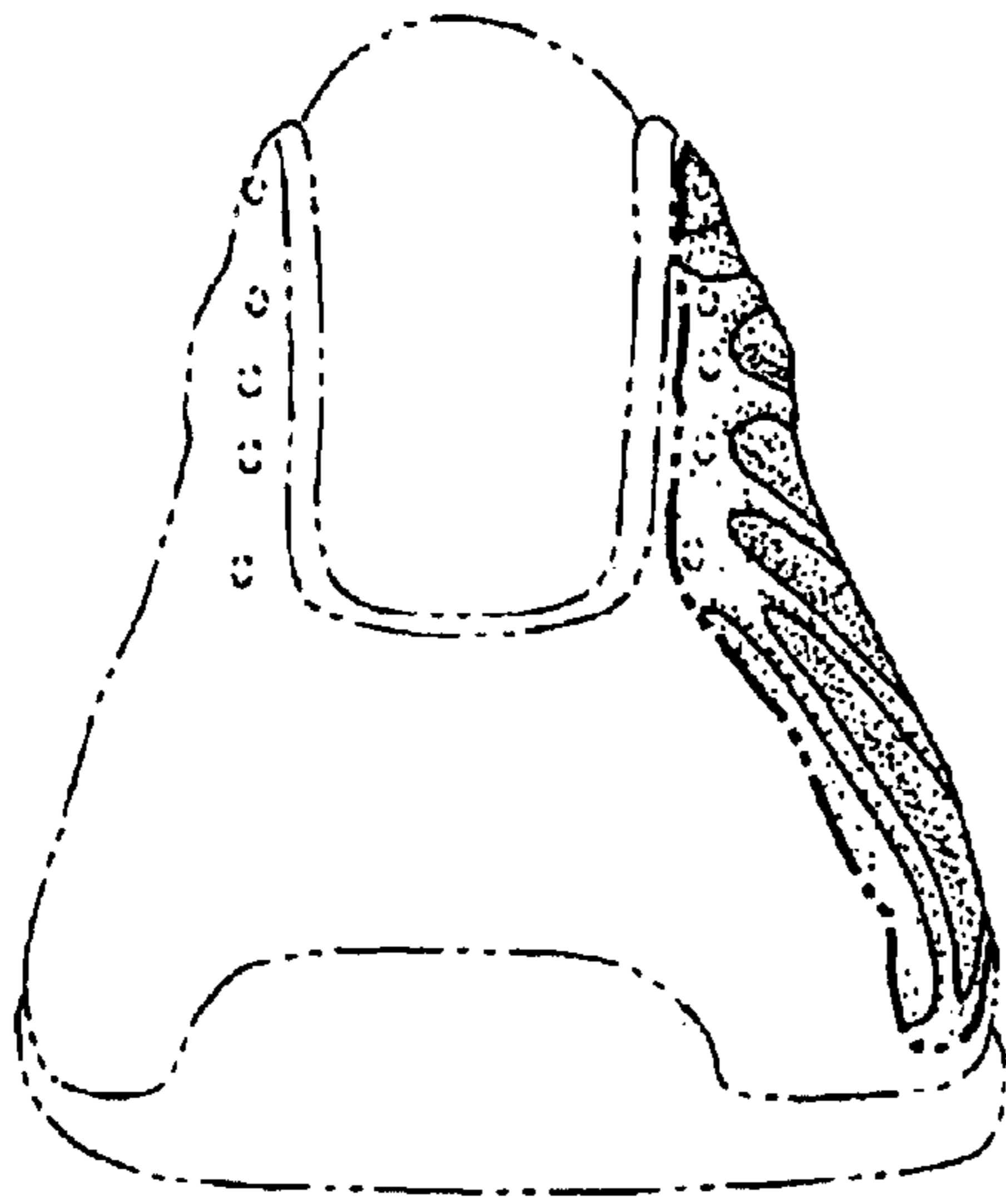


FIG. 3

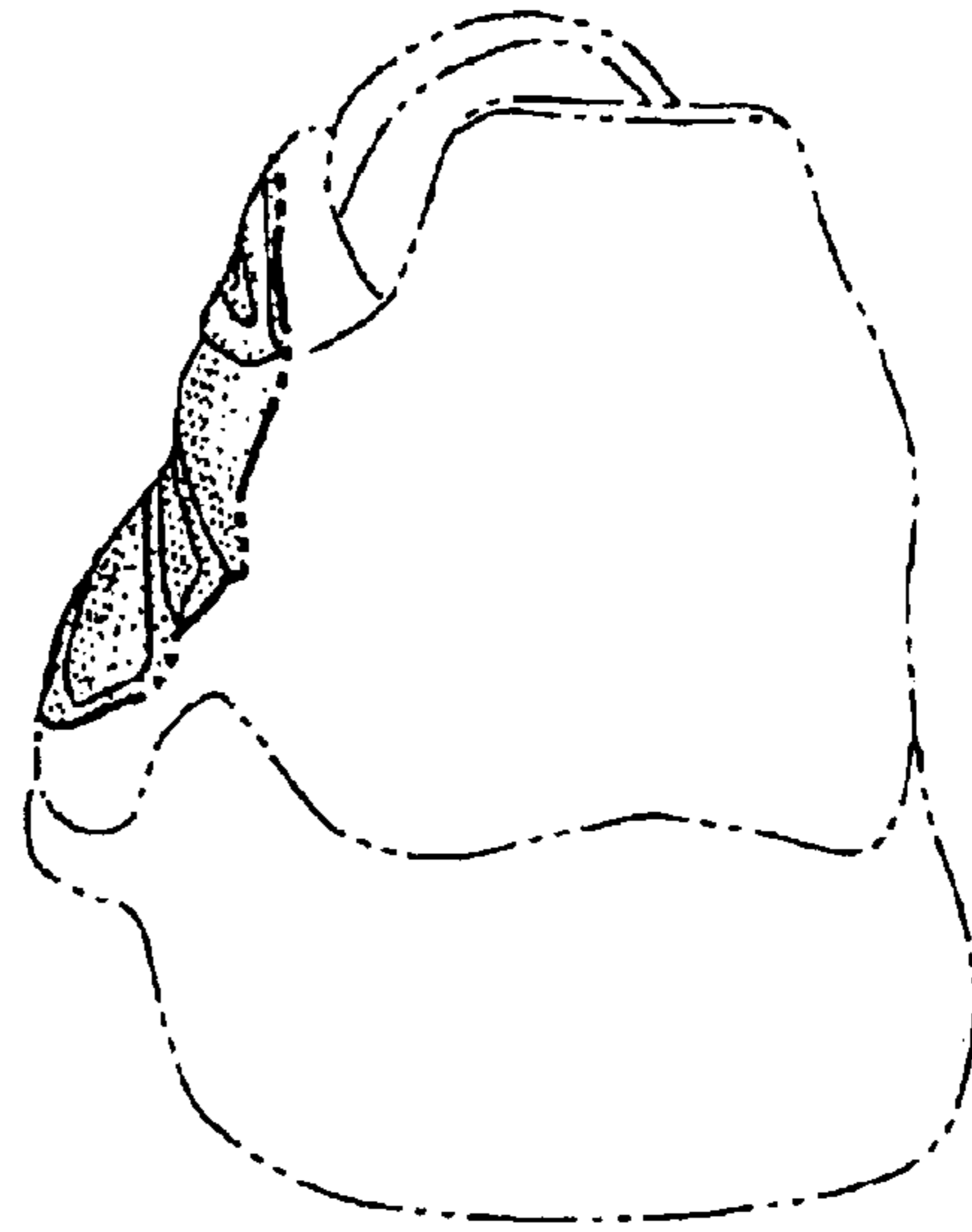


FIG. 4

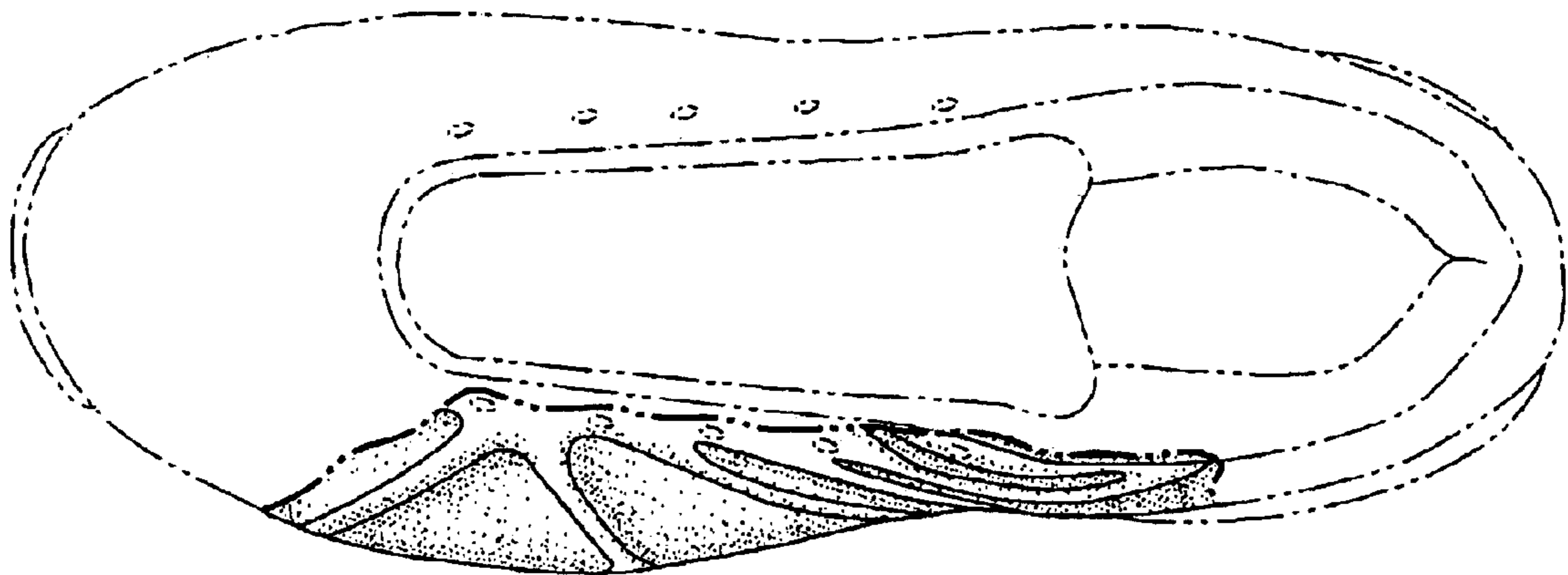


FIG. 5