

US00D500198S

(12) **United States Design Patent** (10) **Patent No.:** **US D500,198 S**
Smith (45) **Date of Patent:** **** Dec. 28, 2004**

(54) **SIDE ELEMENT OF A SHOE UPPER**

(75) Inventor: **Steven F. Smith**, Lake Oswego, OR (US)

(73) Assignee: **Nike, Inc.**, Beaverton, OR (US)

(**) Term: **14 Years**

(21) Appl. No.: **29/203,075**

(22) Filed: **Apr. 7, 2004**

(51) **LOC (7) Cl.** **02-99**

(52) **U.S. Cl.** **D2/972**

(58) **Field of Search** D2/902, 907, 908,
D2/943, 944, 964, 969, 972-974; 36/45,
50.1, 77 M, 77 R, 83, 88, 113, 114, 126-130

(56) **References Cited**

U.S. PATENT DOCUMENTS

1,258,629 A	3/1918	Bliss	
D72,791 S	6/1927	Davis	
D94,754 S	3/1935	Grossman	
D99,495 S	5/1936	Andrews	
2,147,197 A	2/1939	Glidden	
D119,496 S	3/1940	Haan	
D167,500 S	8/1952	Diamant	
D266,285 S	9/1982	Vermonet	
D293,848 S	1/1988	Brown et al.	
4,835,885 A	6/1989	Hoshizaki et al.	
D310,441 S	9/1990	Ali et al.	
D328,515 S	8/1992	Brown et al.	
D330,967 S	11/1992	Aveni et al.	
D333,033 S	2/1993	Bailey	
D357,575 S	4/1995	Dahlsten	
D392,792 S	3/1998	Obi	
D420,501 S	* 2/2000	Hlavacs	D2/972
D432,775 S	* 10/2000	McDowell	D2/972
D440,035 S	* 4/2001	Smith	D2/972
D450,917 S	* 11/2001	Fogg	D2/972
D459,869 S	7/2002	Doxey	
D465,910 S	11/2002	Shepper	
D475,189 S	6/2003	Laberge et al.	
D482,859 S	12/2003	Laberge	

OTHER PUBLICATIONS

- “Nike Footwear Catalog,” Fall 1990, published Dec. 1989 (p. M32), Beaverton, Oregon.
- “Nike Footwear Catalog,” Fall 1994, published Nov. 1993 (pp. M34, M80, M82), Beaverton, Oregon.
- “Nike Footwear Catalog,” Fall 1997, published Dec. 1996 (pp. M7, W144, W222), Beaverton, Oregon.
- “Nike Footwear Catalog,” Holiday 1997, published Mar. 1997 (pp. M14, W163, W229), Beaverton, Oregon.
- “Nike Footwear Catalog,” Late Spring 1999, published Sep. 1998 (pp. W21, W29, W92, M150), Beaverton, Oregon.
- “Nike Footwear Catalog,” Spring 1999, published Jun. 1998 (pp. W37, W97, M127), Beaverton, Oregon.
- “Nike Footwear Catalog,” Fall 1999, published Nov. 1998 (p. W21), Beaverton, Oregon.

(List continued on next page.)

Primary Examiner—Dominic Simone
(74) *Attorney, Agent, or Firm*—TraskBritt

(57) **CLAIM**

The ornamental design for a side element of a shoe upper, as shown and described.

DESCRIPTION

FIG. 1 is a perspective view of a side element of a shoe upper showing my new design;
 FIG. 2 is a side view of the side element of a shoe upper shown in FIG. 1;
 FIG. 3 is a front view of the side element of a shoe upper shown in FIG. 1;
 FIG. 4 is a rear view of the side element of a shoe upper shown in FIG. 1; and,
 FIG. 5 is a top view of the side element of a shoe upper shown in FIG. 1.

The uneven broken line immediately adjacent to the shaded area represents the bounds of the claimed design. All other uneven broken lines represent the remaining portion of the shoe. The uneven broken line representations in FIGS. 1-5 are for illustrative purposes only and form no part of the claimed design.

1 Claim, 2 Drawing Sheets



OTHER PUBLICATIONS

“Nike Footwear Catalog,” Spring 2000, published Jul. 1999 (pp. M25, M27), Beaverton, Oregon.

“Nike Footwear Catalog,” Fall 2001, published Nov. 2000 (p. M45), Beaverton, Oregon.

“Nike Footwear Catalog,” Fall 2002, published Nov. 2001 (p. M36), Beaverton, Oregon.

“Nike Footwear Catalog,” Holiday 2002, published Mar. 2002 (p. W38), Beaverton, Oregon.

“Nike Footwear Catalog,” Spring 2003, published Jun. 2002 (p. M8), Beaverton, Oregon.

“Nike Footwear Catalog,” Late Spring 2004, published Sep. 2003 (p. W94), Beaverton, Oregon.

“Nike Footwear Catalog,” Fall 2004, published Nov. 2003 (pp. M9, W10), Beaverton, Oregon.

* cited by examiner



FIG. 1




FIG. 2

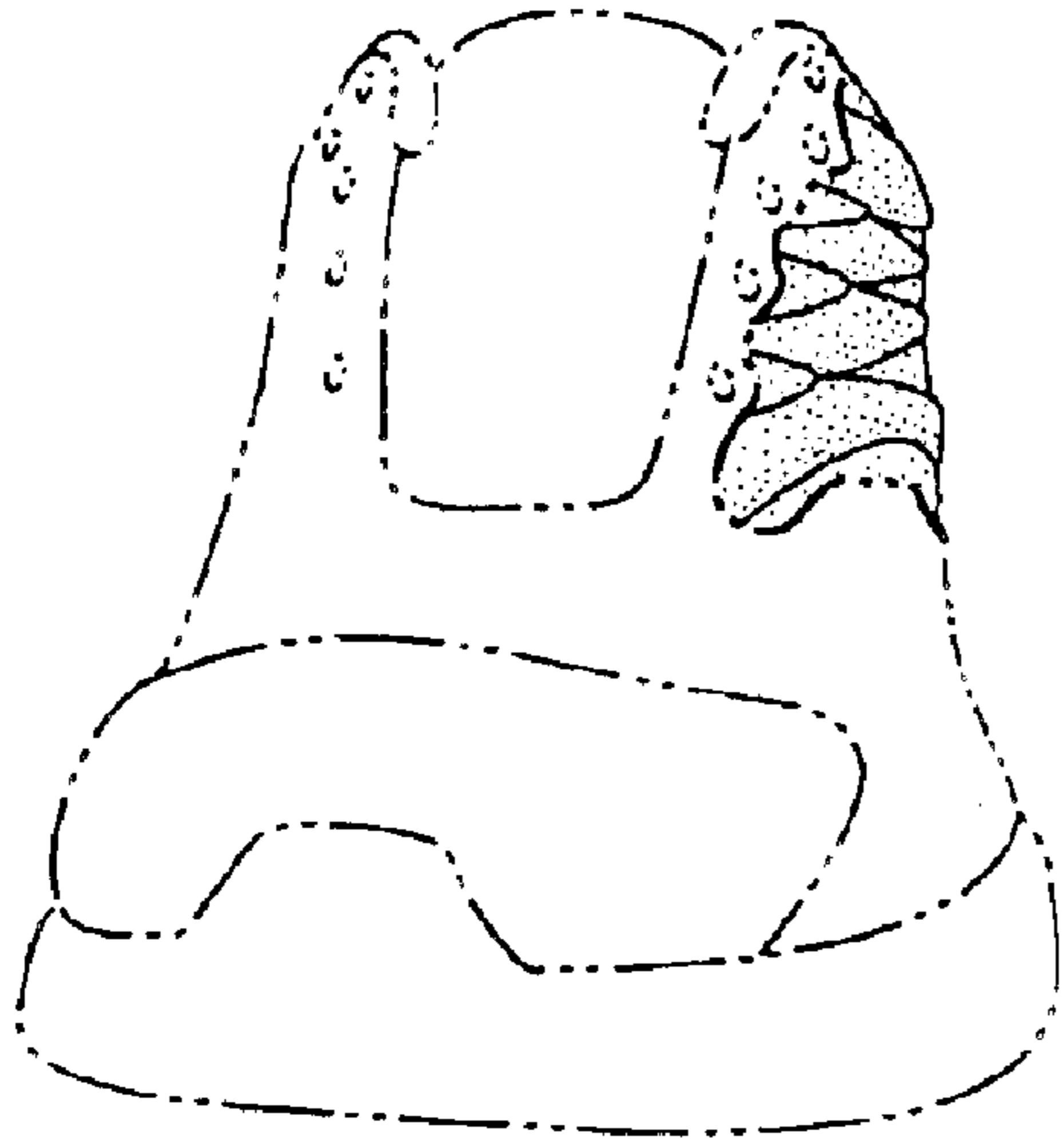


FIG. 3

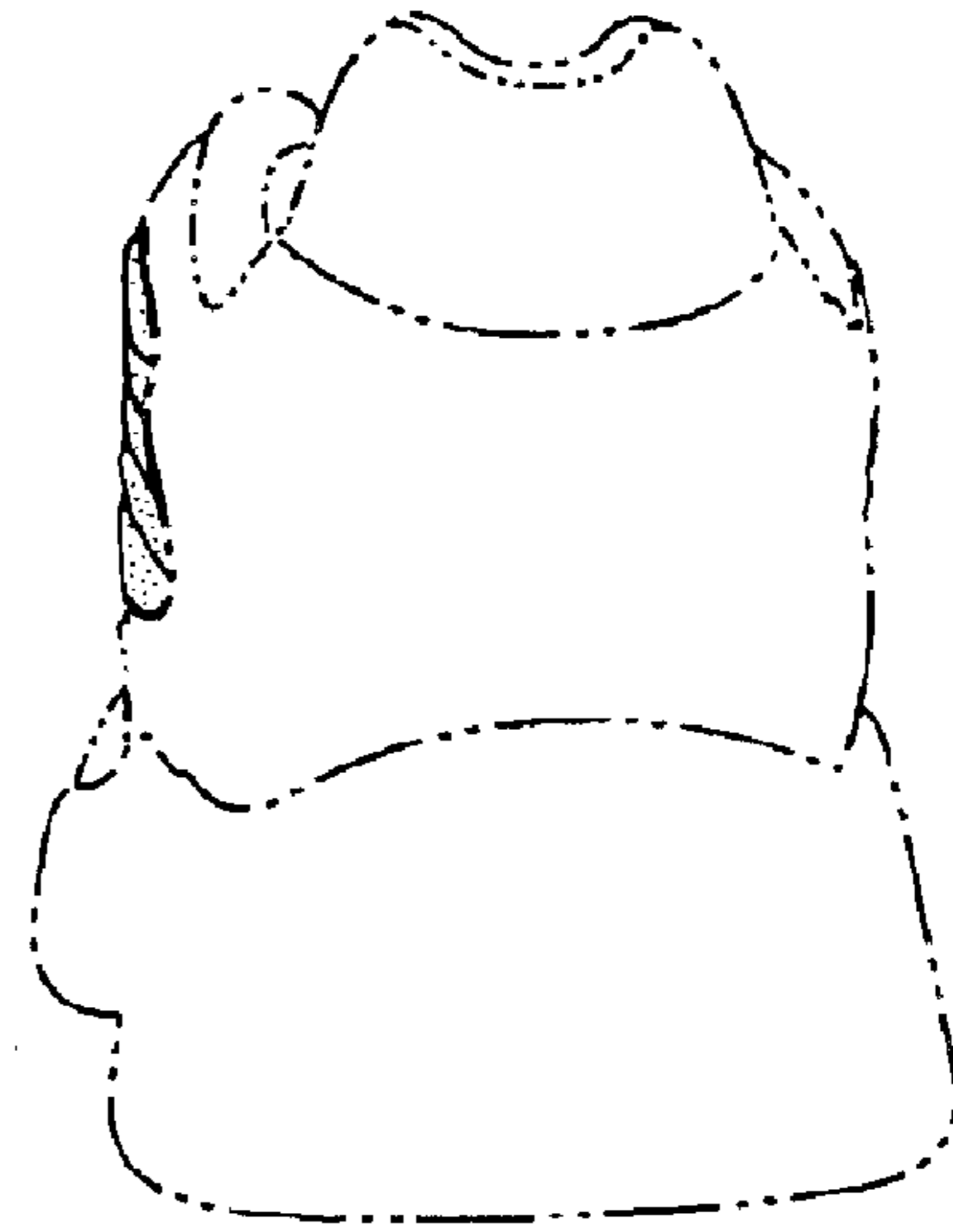


FIG. 4

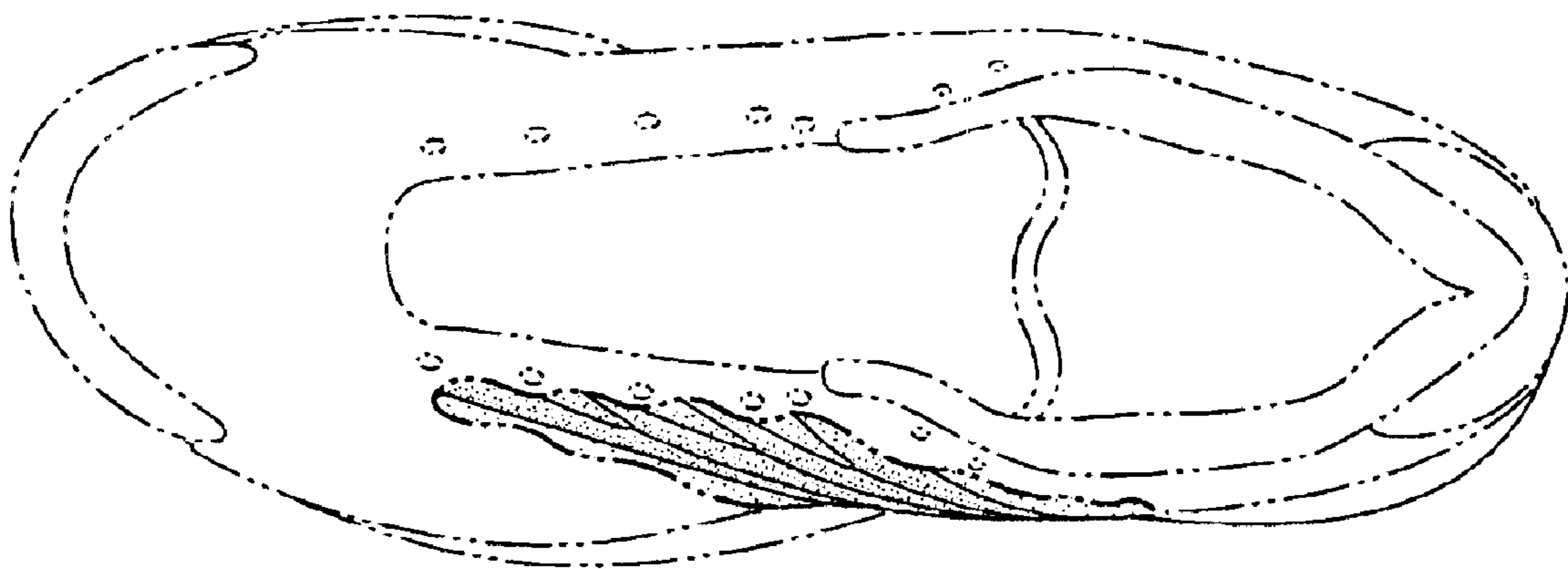


FIG. 5