

US00D500197S

(12) **United States Design Patent** (10) **Patent No.:** **US D500,197 S**
Young (45) **Date of Patent:** **** Dec. 28, 2004**

(54) **PORTION OF A SHOE UPPER**
(75) Inventor: **William Young**, Beaverton, OR (US)
(73) Assignee: **Nike, Inc.**, Beaverton, OR (US)
(**) Term: **14 Years**
(21) Appl. No.: **29/202,224**
(22) Filed: **Mar. 29, 2004**

D447,860 S 9/2001 Matis et al.
D450,438 S 11/2001 Dolan
D463,098 S 9/2002 Hui
D474,009 S * 5/2003 Lotti D2/972
D474,010 S 5/2003 Gerber
D475,523 S 6/2003 McDowell
D476,472 S 7/2003 Portzline
D476,473 S 7/2003 Clegg
D477,131 S 7/2003 Holmes
D483,938 S 12/2003 Laberge

(51) **LOC (7) Cl.** **02-99**
(52) **U.S. Cl.** **D2/972**
(58) **Field of Search** D2/902, 907, 908,
D2/943, 944, 969, 972-974; 36/45, 50.1,
77 M, 77 R, 83, 88, 113, 114, 126-130

OTHER PUBLICATIONS
Nike Footwear Catalog Fall 1990, p. 62, published Dec. 1989.
Nike Footwear Catalog Late Spring 1996, p. 5, published Aug. 1995.
Nike Footwear Catalog Fall 1996, p. 44, published Dec. 1995.

(56) **References Cited**
U.S. PATENT DOCUMENTS

D143,697 S 2/1946 Adams
D299,184 S 1/1989 McCrea
D322,712 S 12/1991 Aveni
D327,567 S * 7/1992 Nakao D2/969
D328,384 S 8/1992 Rogers et al.
D331,140 S 11/1992 Rogers et al.
D331,311 S 12/1992 Rogers et al.
D334,647 S 4/1993 Rogers et al.
D334,648 S 4/1993 Rogers et al.
D342,600 S * 12/1993 Hatfield et al. D2/969
D368,578 S 4/1996 Smith
D377,263 S 1/1997 Lucas
D377,712 S 2/1997 Avar et al.
D382,698 S 8/1997 Avar
D384,801 S 10/1997 Rask
D395,944 S 7/1998 Avar
D398,771 S 9/1998 Doxey
D406,453 S 3/1999 Mervar
D408,985 S 5/1999 Gray et al.
D417,772 S 12/1999 Selbiger
D427,760 S 7/2000 Holmes
D432,778 S 10/2000 McCourt
D434,547 S 12/2000 Kim
D443,978 S * 6/2001 McDowell D2/972
D444,623 S 7/2001 Wilson
D446,922 S 8/2001 Yang
D447,859 S 9/2001 Matis et al.

(List continued on next page.)

Primary Examiner—Dominic Simone
(74) *Attorney, Agent, or Firm*—Banner & Witcoff, Ltd.


(57) **CLAIM**

The ornamental design for a portion of a shoe upper, as shown and described.

DESCRIPTION

FIG. 1 is a front perspective view of a first embodiment of a portion of a shoe upper showing my new design;
FIG. 2 is a front view thereof;
FIG. 3 is a side view thereof;
FIG. 4 is a top view thereof;
FIG. 5 is a front perspective view of a second embodiment of a portion of a shoe upper;
FIG. 6 is a front view of the embodiment of FIG. 5;
FIG. 7 is a side view of the embodiment of FIG. 5; and,
FIG. 8 is a top view of the embodiment of FIG. 5.
The uneven broken lines immediately adjacent to the shaded area represent unclaimed boundaries of the design. The uneven broken line showing of the interior of each of the four triangular shaped regions and the remainder of the shoe is for illustrative purposes only and forms no part of the claimed design.

1 Claim, 8 Drawing Sheets



OTHER PUBLICATIONS

Nike Footwear Catalog Holiday 1996, p. 13, published Mar. 1996.

Nike Footwear Catalog Holiday 1997, pp. 126, 194, published Mar. 1997.

Nike Footwear Catalog Holiday 1998, p. W21, published Feb. 1998.

Nike Footwear Catalog Spring 1999, p. W30, published Jun. 1998.

Nike Footwear Catalog Late Spring 1999, p. M72, published Sep. 1998.

Nike Footwear Catalog Spring 2000 #1, p. W7, published Jul. 1999.

Nike Footwear Catalog Late Spring 2002, p. W29, published Sep. 2001.

Nike Footwear Catalog Spring 2003, p. M11, published Jun. 2002.

Nike Footwear Catalog Late Spring 2003, pp. M38, M40, M97, published Sep. 2002.

* cited by examiner

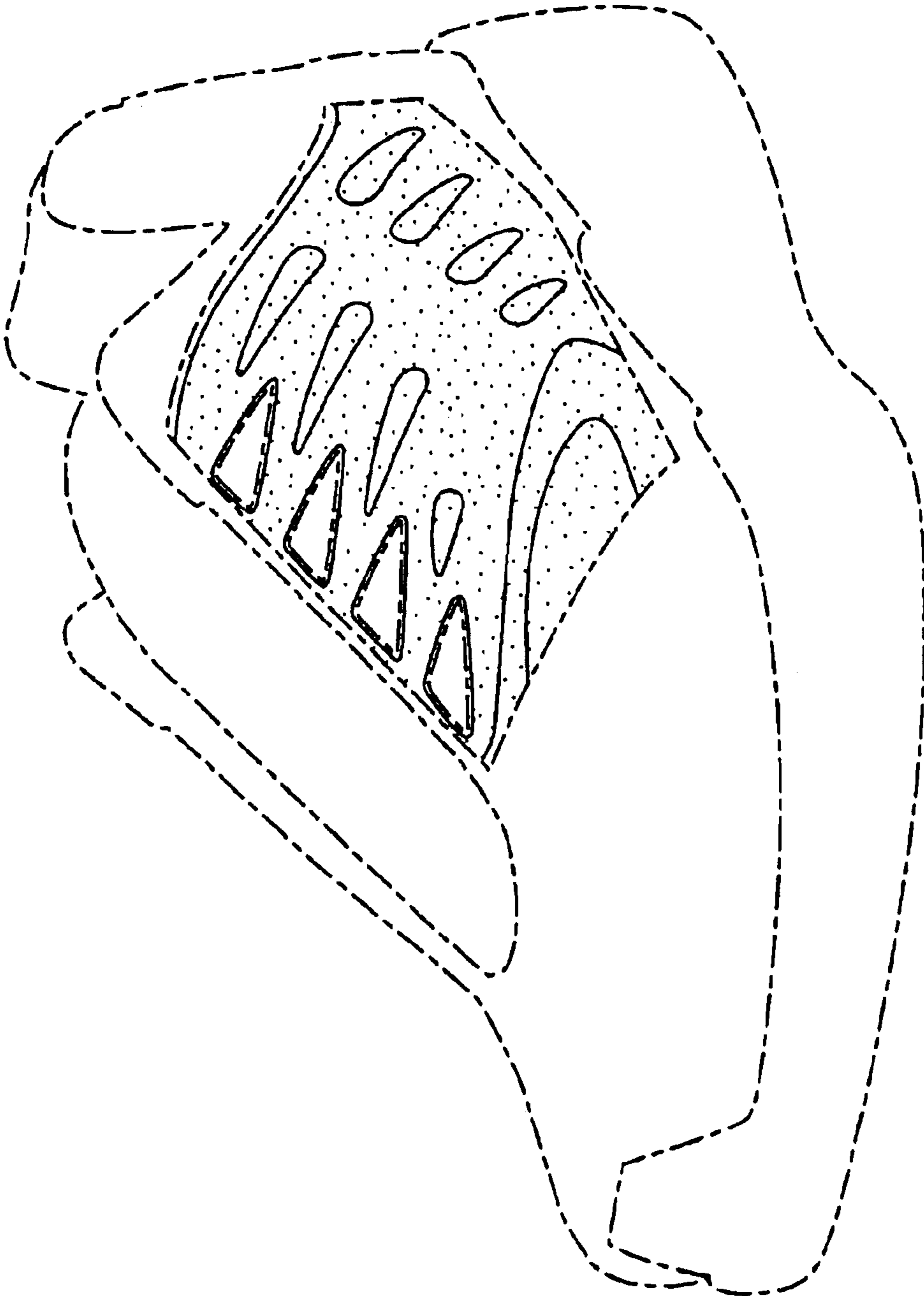


FIG. 1

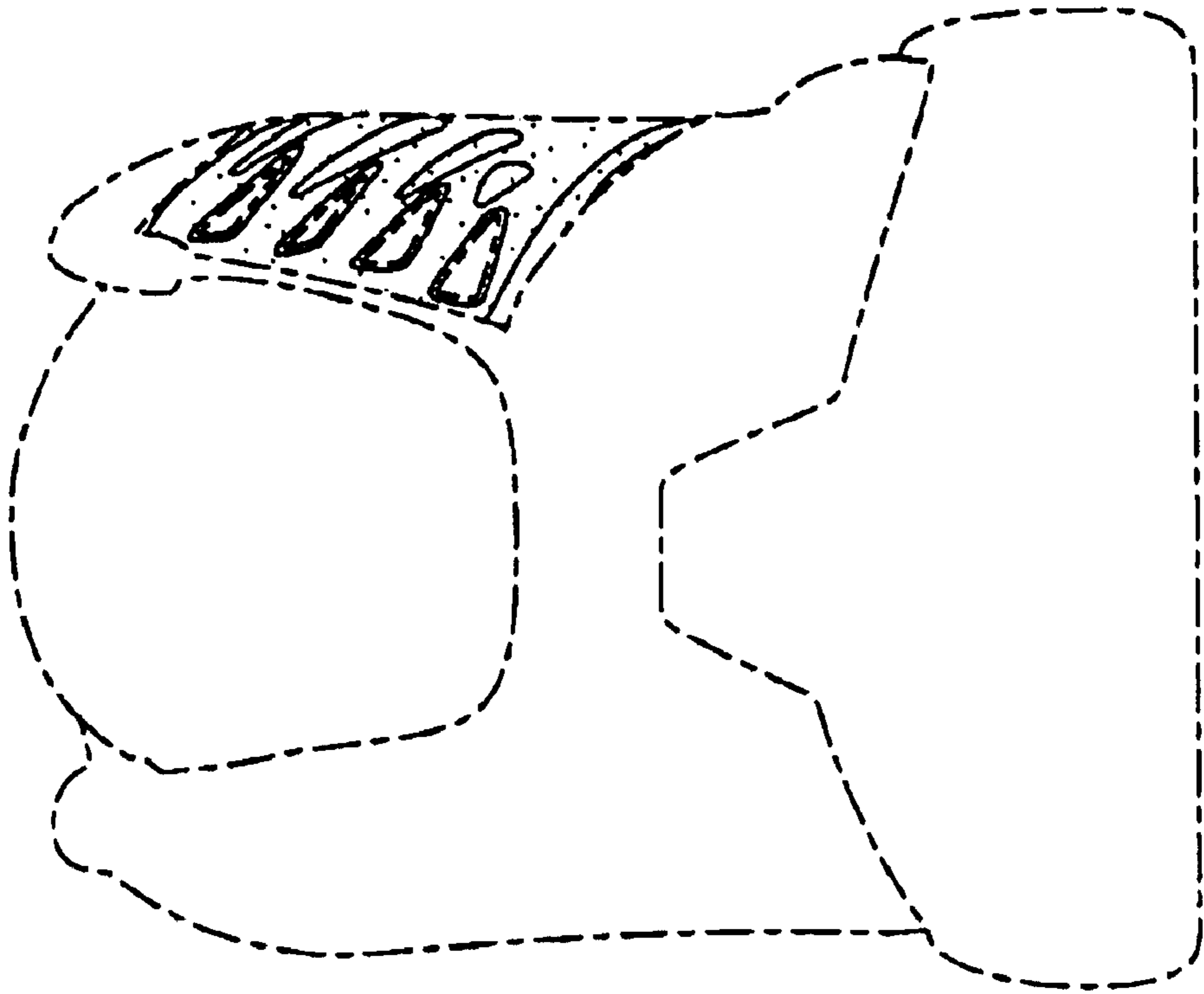


FIG. 2

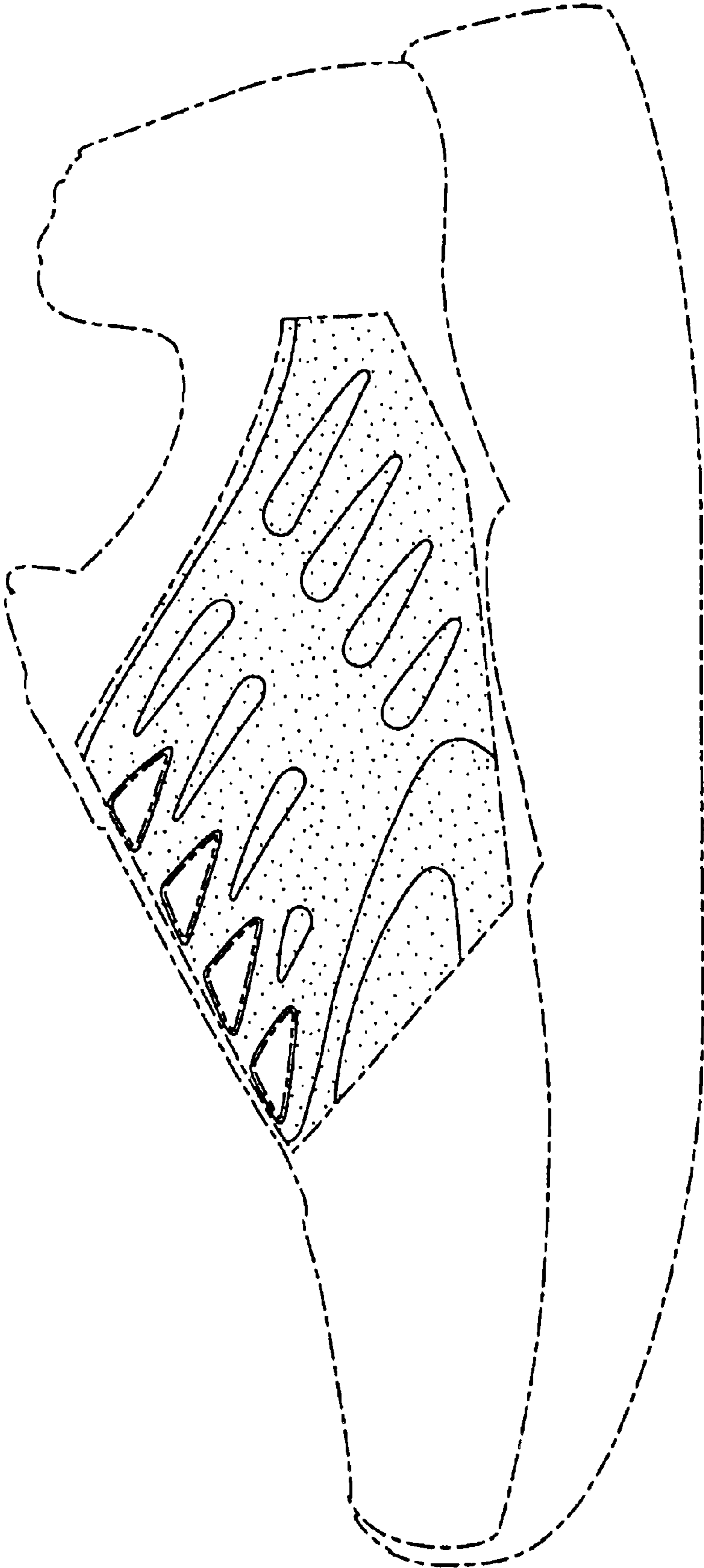


FIG. 3

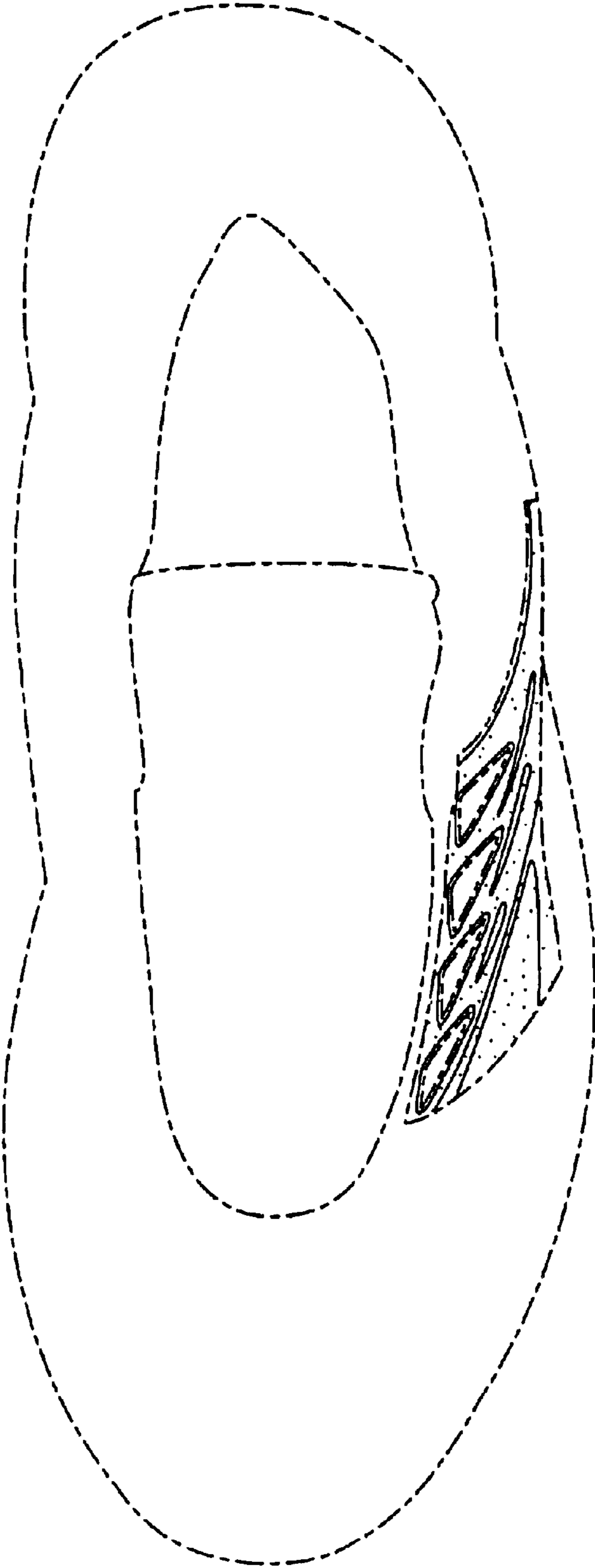


FIG. 4

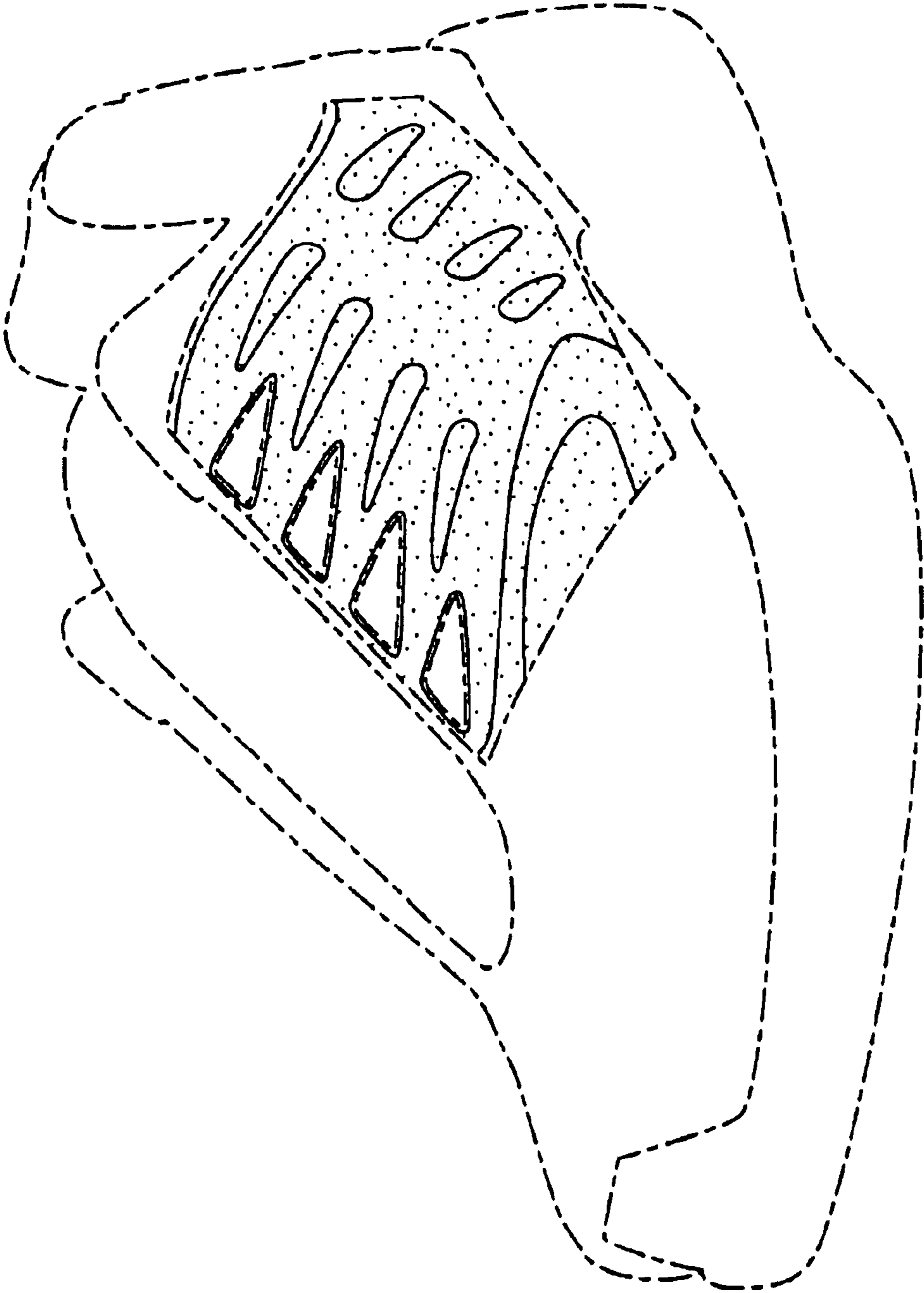


FIG. 5

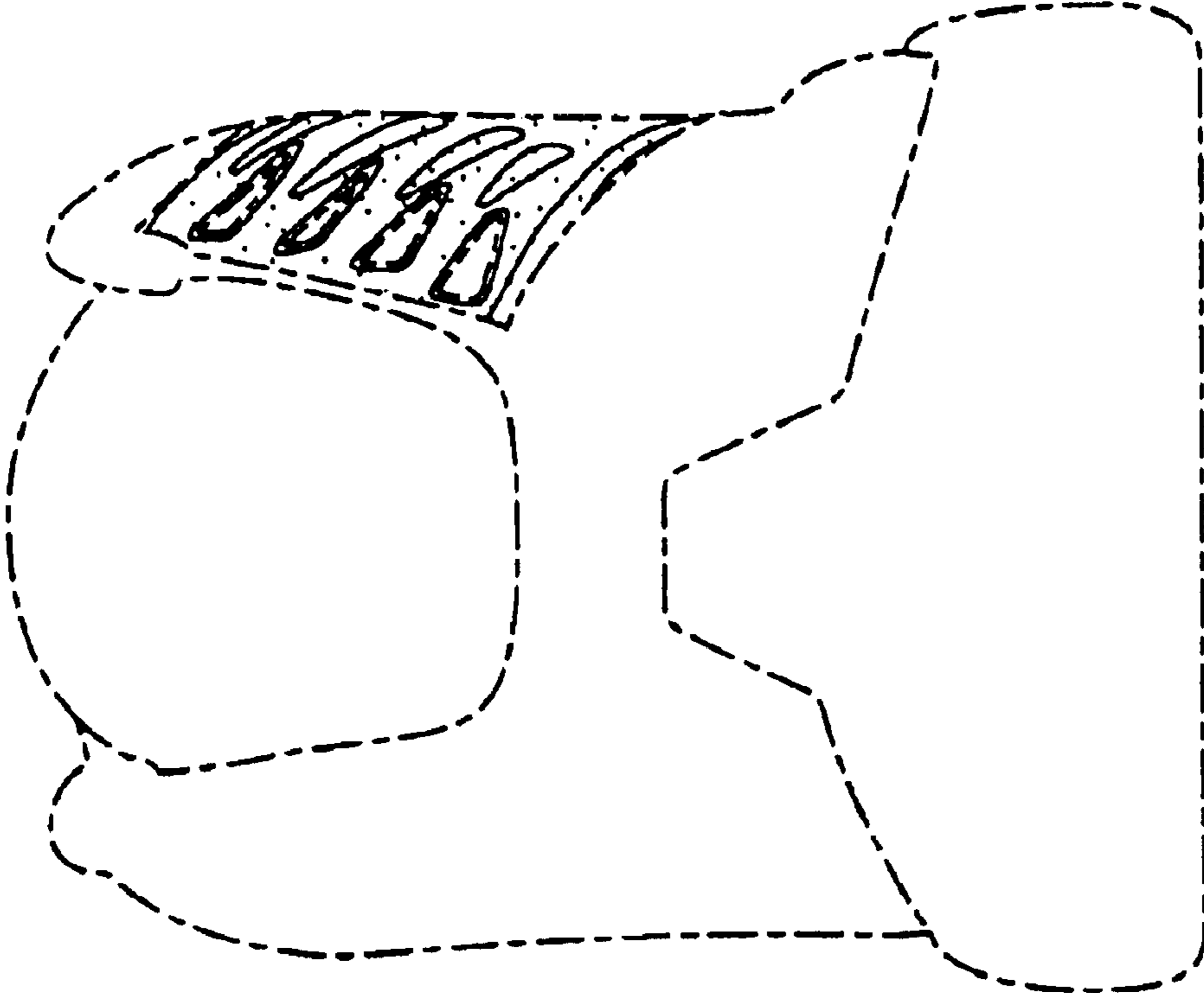


FIG. 6

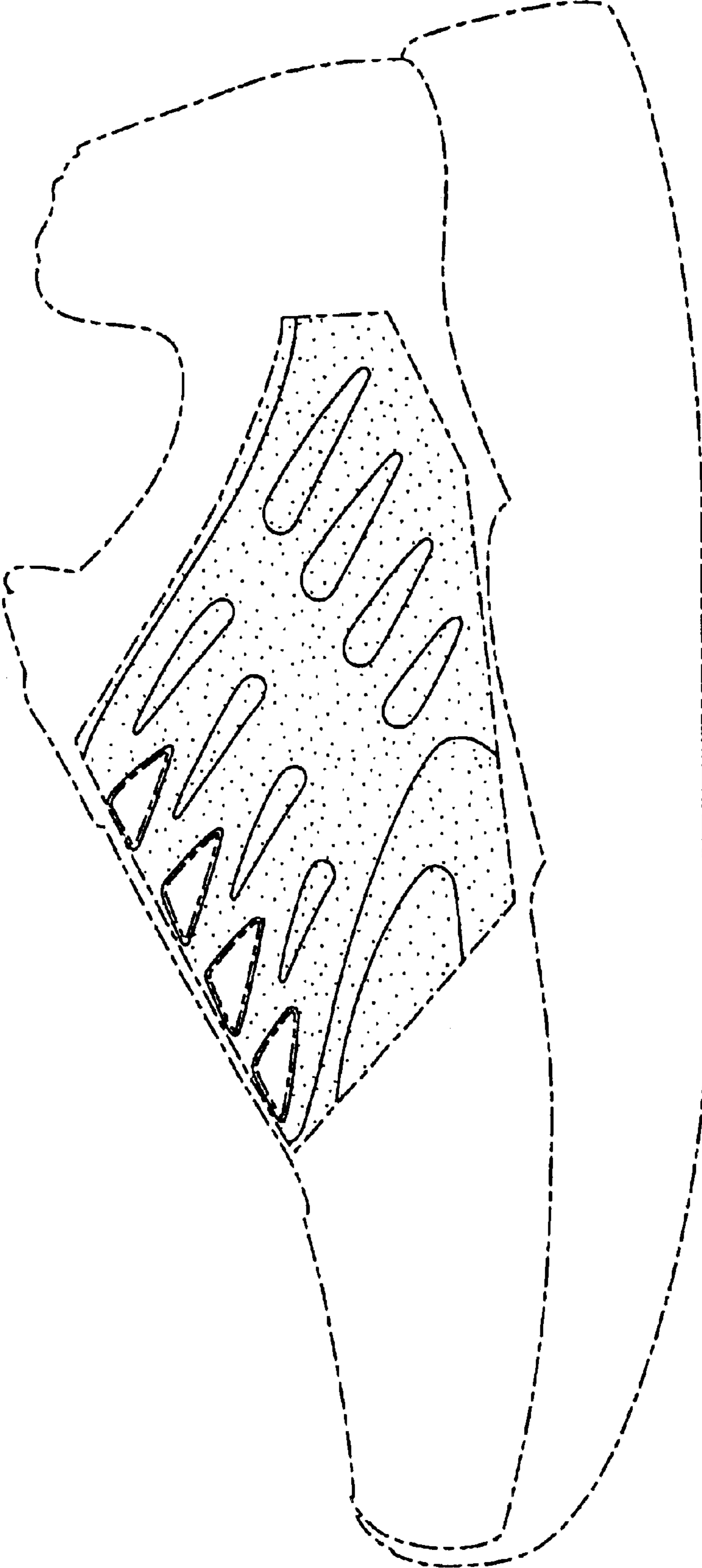


FIG. 7

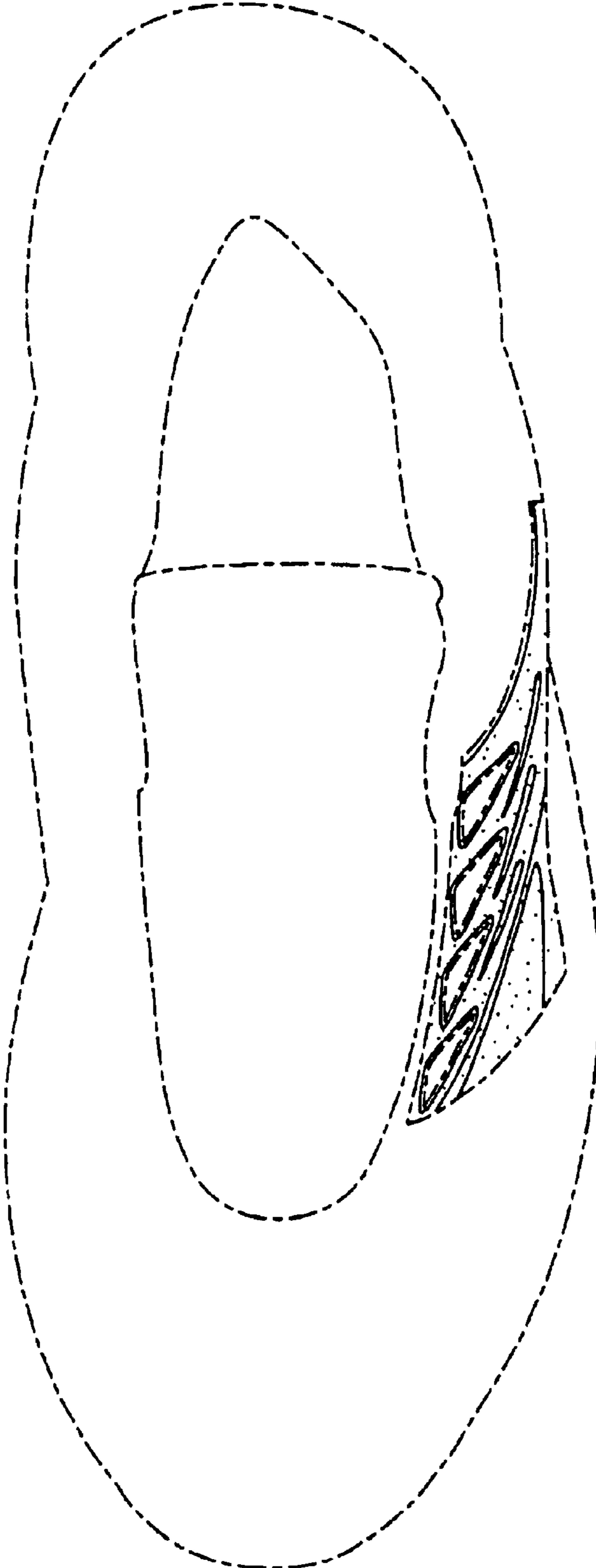


FIG. 8