



US00D500196S

(12) **United States Design Patent** (10) **Patent No.:** **US D500,196 S**  
**Belley** (45) **Date of Patent:** **\*\* Dec. 28, 2004**

(54) **FOOTWEAR UPPER**

(75) Inventor: **Manon Belley**, Laval (CA)

(73) Assignee: **Wolverine World Wide, Inc.**,  
Rockford, MI (US)

(\*\*) Term: **14 Years**

(21) Appl. No.: **29/193,689**

(22) Filed: **Nov. 12, 2003**

(51) **LOC (7) Cl.** ..... **02-99**

(52) **U.S. Cl.** ..... **D2/969**

(58) **Field of Search** ..... D2/902, 907, 908,  
D2/910-912, 943, 944, 969; 36/45, 50.1,  
77 M, 77 R, 83, 88, 113, 114, 126-130

(56) **References Cited**

**U.S. PATENT DOCUMENTS**

D226,884 S	*	5/1973	Persson	.....	D2/908
D474,580 S	*	5/2003	Pollastrelli	.....	D2/907
D487,961 S	*	4/2004	Robbins	.....	D2/969
D489,167 S	*	5/2004	Burg et al.	.....	D2/969

**OTHER PUBLICATIONS**

Merrell Fall 2002 Catalog, p 40.  
Merrell Fall 2003 Catalog, p 25.

\* cited by examiner

*Primary Examiner*—Dominic Simone

(74) *Attorney, Agent, or Firm*—Warner Norcross & Judd

(57) **CLAIM**

The ornamental design for footwear upper, as shown and described.

**DESCRIPTION**

FIG. 1 is a perspective view of the footwear upper embodying the new design;

FIG. 2 is a top plan view thereof;

FIG. 3 is a right side elevational view thereof;

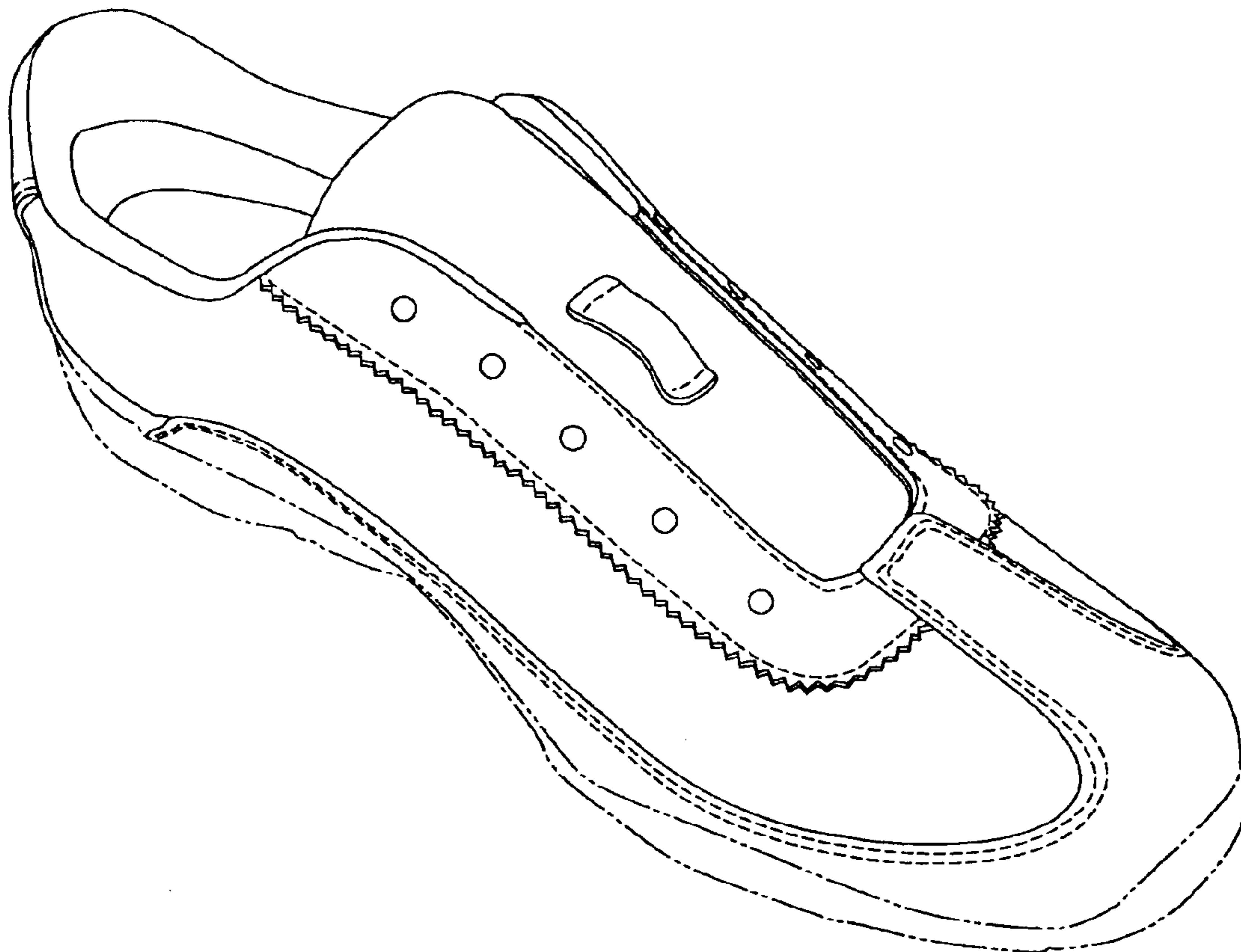
FIG. 4 is a left side elevational view thereof;

FIG. 5 is a front elevational view thereof; and,

FIG. 6 is a rear elevational view thereof.

FIGS. 1-6 show a sole in broken lines. The sole is shown for environmental purposes and does not form any part of the claimed design.

**1 Claim, 4 Drawing Sheets**






Fig. 1

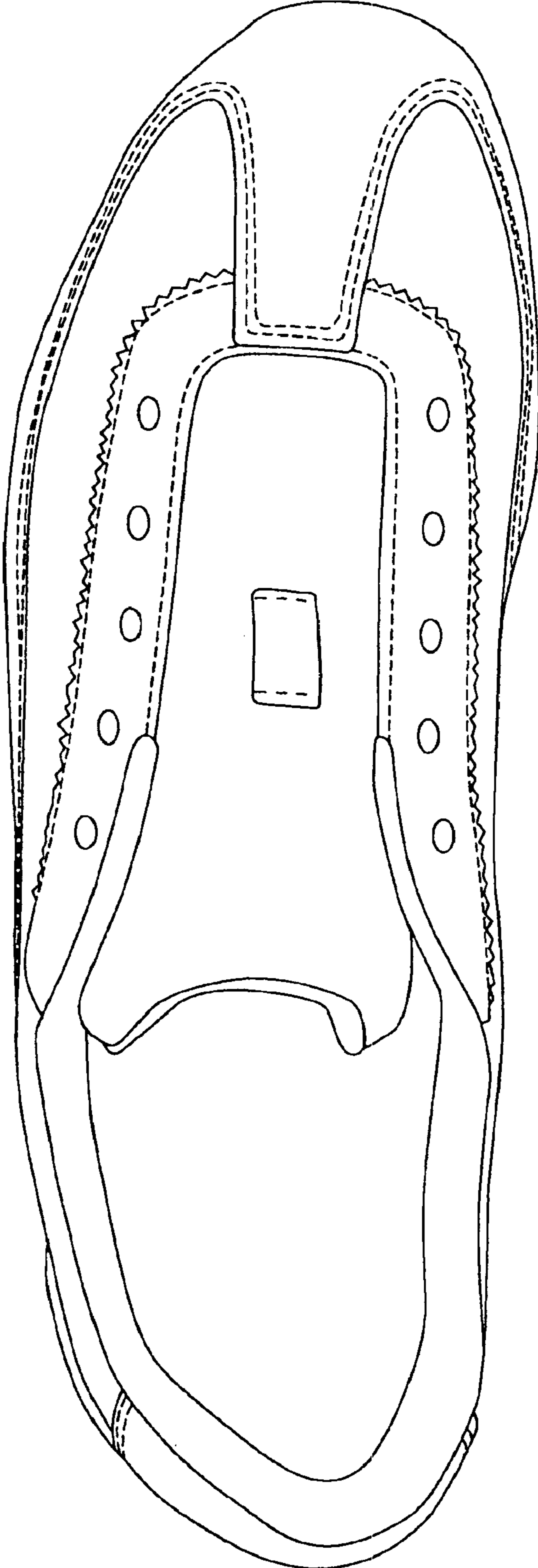


Fig. 2




Fig. 3




Fig. 4




Fig. 5

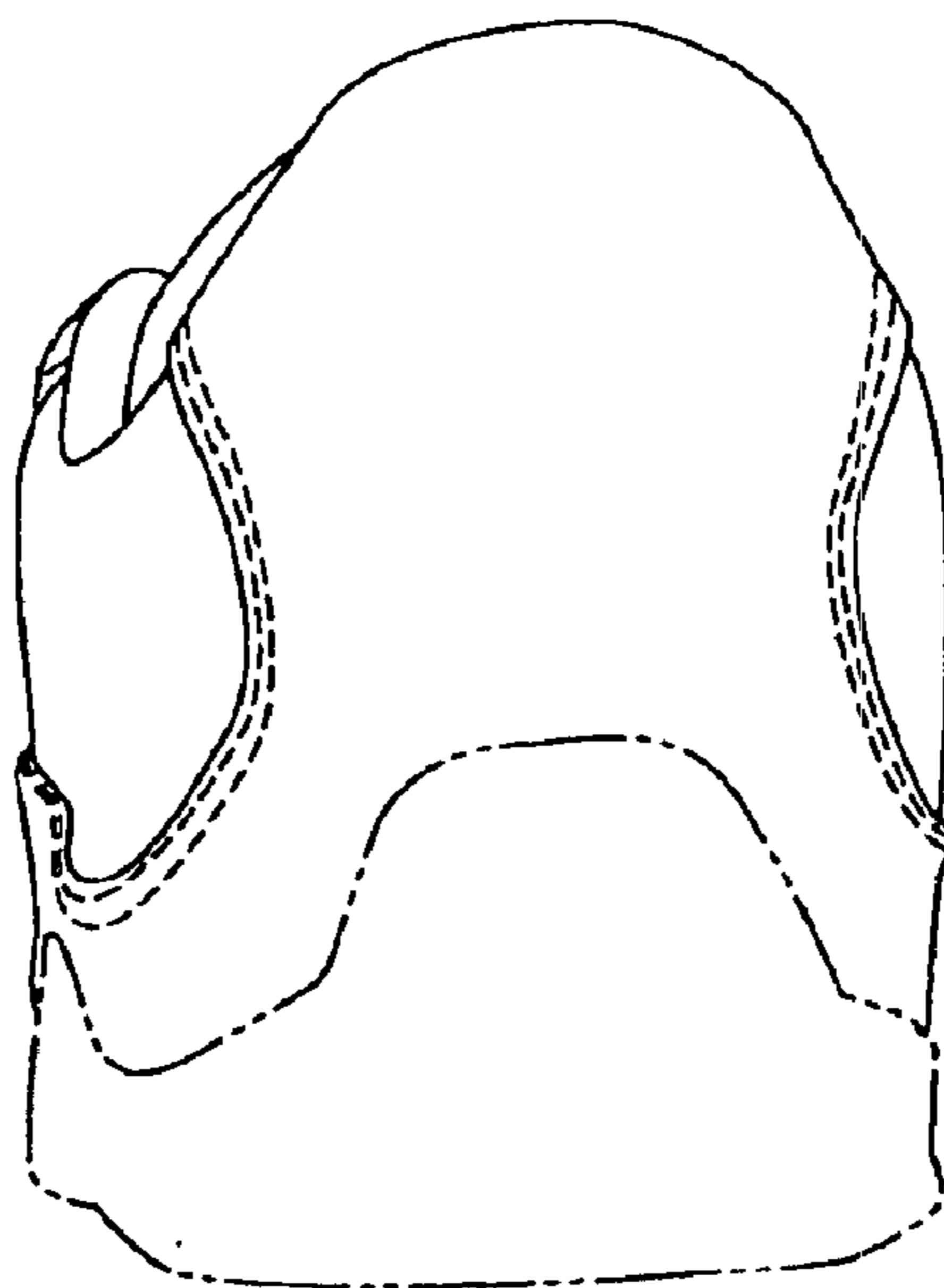


Fig. 6