

US00D500190S

(12) **United States Design Patent**  
**Della Valle**

(10) **Patent No.:** **US D500,190 S**

(45) **Date of Patent:** **\*\* Dec. 28, 2004**

(54) **SOLE FOR FOOTWEAR**

(75) **Inventor:** **Diego Della Valle, Via Fratte (IT)**

(73) **Assignee:** **TOD' S S.p.A., Via Filippo Della Valle (IT)**

(\*\*) **Term:** **14 Years**

(21) **Appl. No.:** **29/148,942**

(22) **Filed:** **Sep. 28, 2001**

(30) **Foreign Application Priority Data**

Apr. 2, 2001 (WO) ..... DM/055 683

(51) **LOC (7) Cl.** ..... **02-04**

(52) **U.S. Cl.** ..... **D2/954; D2/956; D2/951**

(58) **Field of Search** ..... D2/902, 946-949,  
D2/951-960; 36/3 B, 22 R, 25 R, 30 R,  
32 A, 32 R, 59 R, 67 A, 67 B

(56) **References Cited**

**U.S. PATENT DOCUMENTS**

|             |   |        |           |        |
|-------------|---|--------|-----------|--------|
| 2,090,881 A | * | 8/1937 | Wilson    |        |
| D197,951 S  | * | 4/1964 | Wilmanns  |        |
| 3,589,037 A | * | 6/1971 | Gallagher | 36/44  |
| D263,348 S  | * | 3/1982 | Cohen     | D2/954 |
| D263,518 S  | * | 3/1982 | Cohen     | D2/954 |
| D275,147 S  | * | 8/1984 | Phillpott | D2/954 |

|            |   |         |             |        |
|------------|---|---------|-------------|--------|
| D306,793 S | * | 3/1990  | Schwartz    | D2/954 |
| D336,977 S | * | 7/1993  | Sensi       | D2/961 |
| D366,955 S | * | 2/1996  | Valle       | D2/954 |
| D370,993 S | * | 6/1996  | Mangee      | D2/959 |
| D389,995 S | * | 2/1998  | Cockrell    | D2/957 |
| D397,236 S | * | 8/1998  | Wilmot      | D2/954 |
| D429,555 S | * | 8/2000  | Kelley      | D2/961 |
| D440,032 S | * | 4/2001  | Madden      | D2/954 |
| D441,945 S | * | 5/2001  | Della Valle | D2/956 |
| D442,767 S | * | 5/2001  | Della Valle | D2/954 |
| D448,544 S | * | 10/2001 | Della Valle | D2/954 |

\* cited by examiner

*Primary Examiner*—Celia A. Murphy

(74) *Attorney, Agent, or Firm*—Martin Smolowitz

(57) **CLAIM**

The ornamental design for a sole for footwear, as shown and described.

**DESCRIPTION**

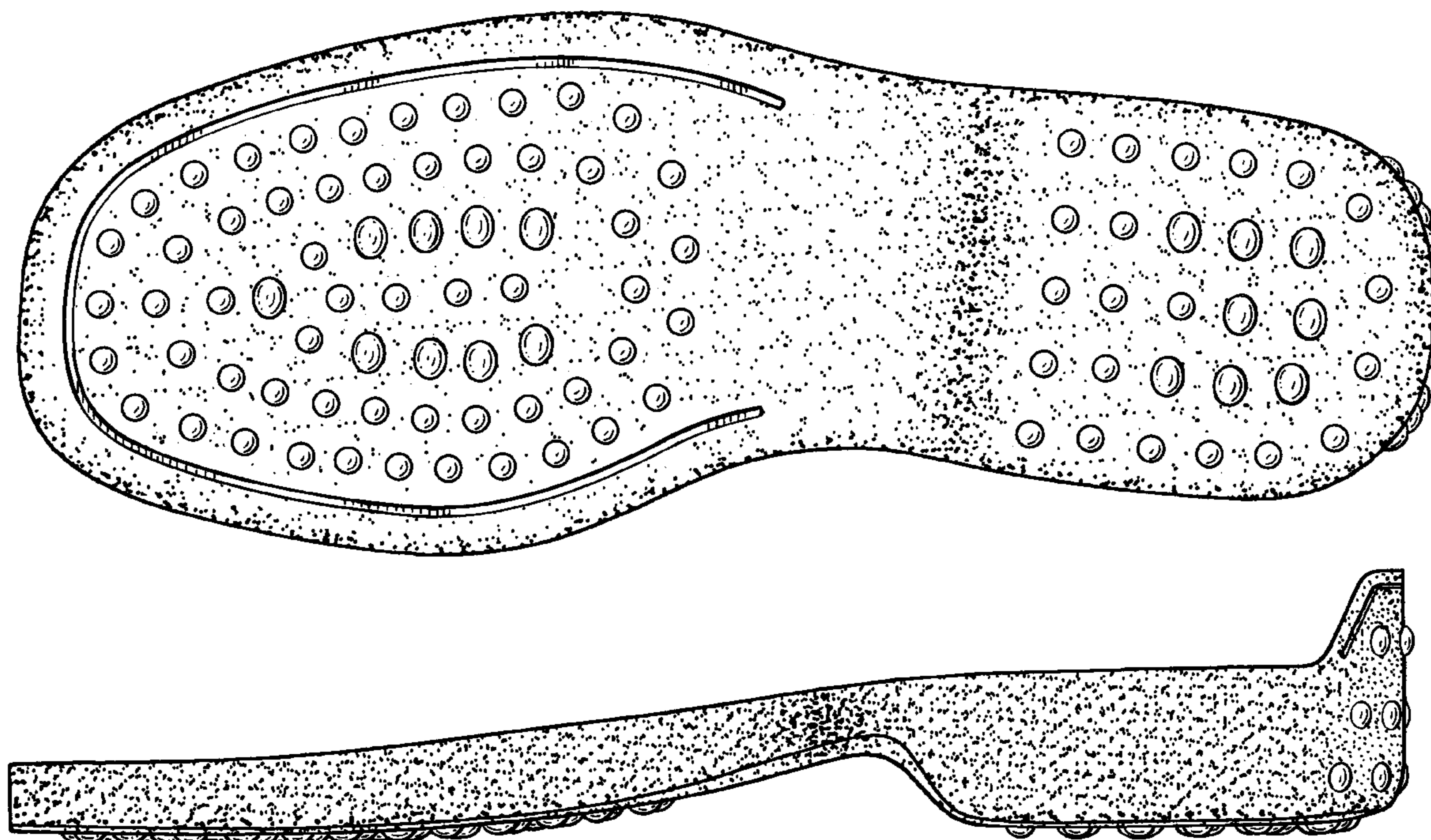
FIG. 1 is a bottom plan view of the sole for footwear showing my new design;

FIG. 2 is a right side elevational view thereof;

FIG. 3 is a front elevational view and the opposite side being a mirror image thereof; and,

FIG. 4 is a rear elevational view thereof.

**1 Claim, 2 Drawing Sheets**



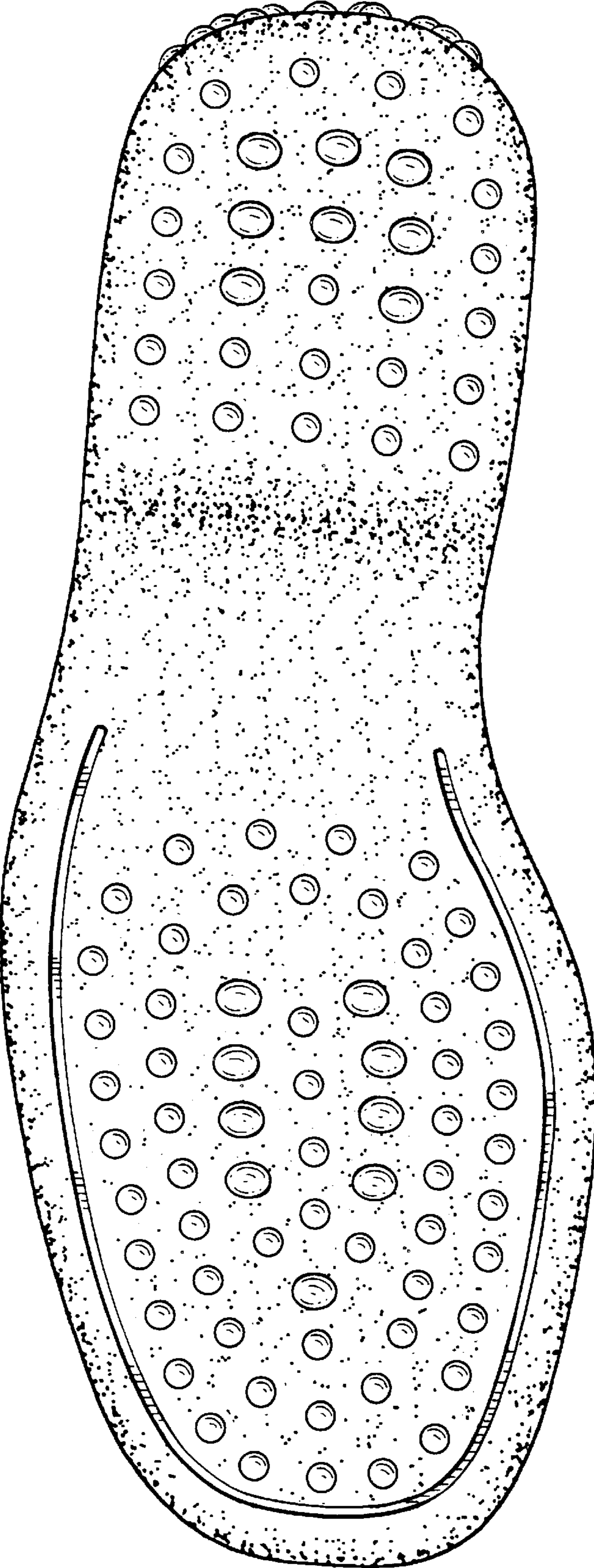


FIG. 1

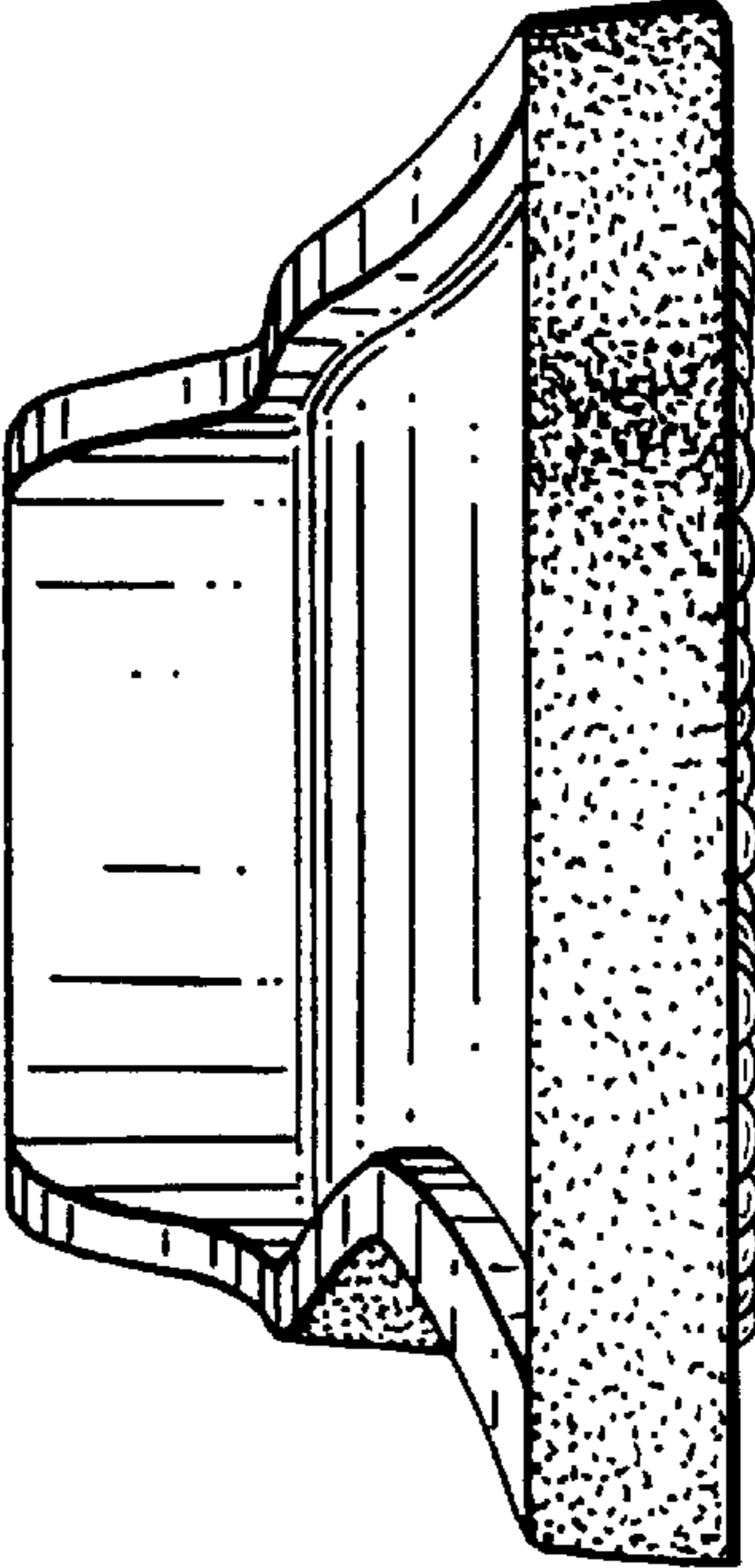


FIG. 3

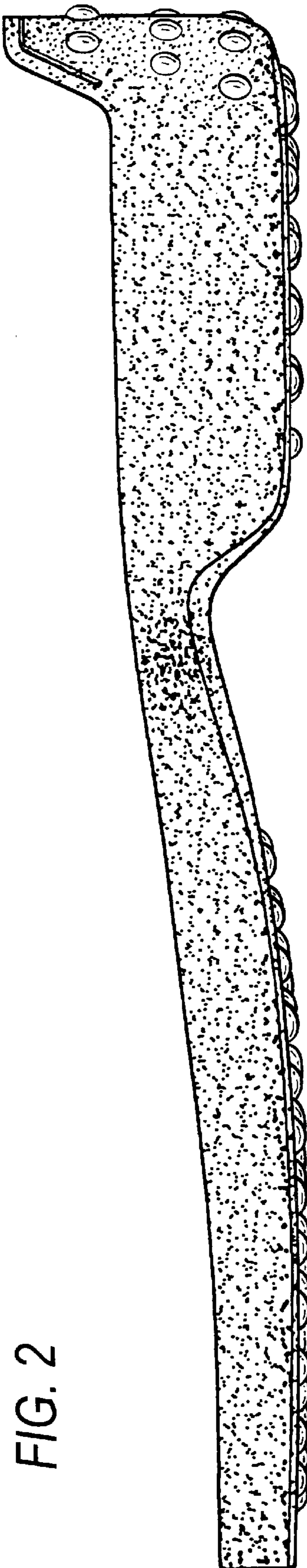


FIG. 2

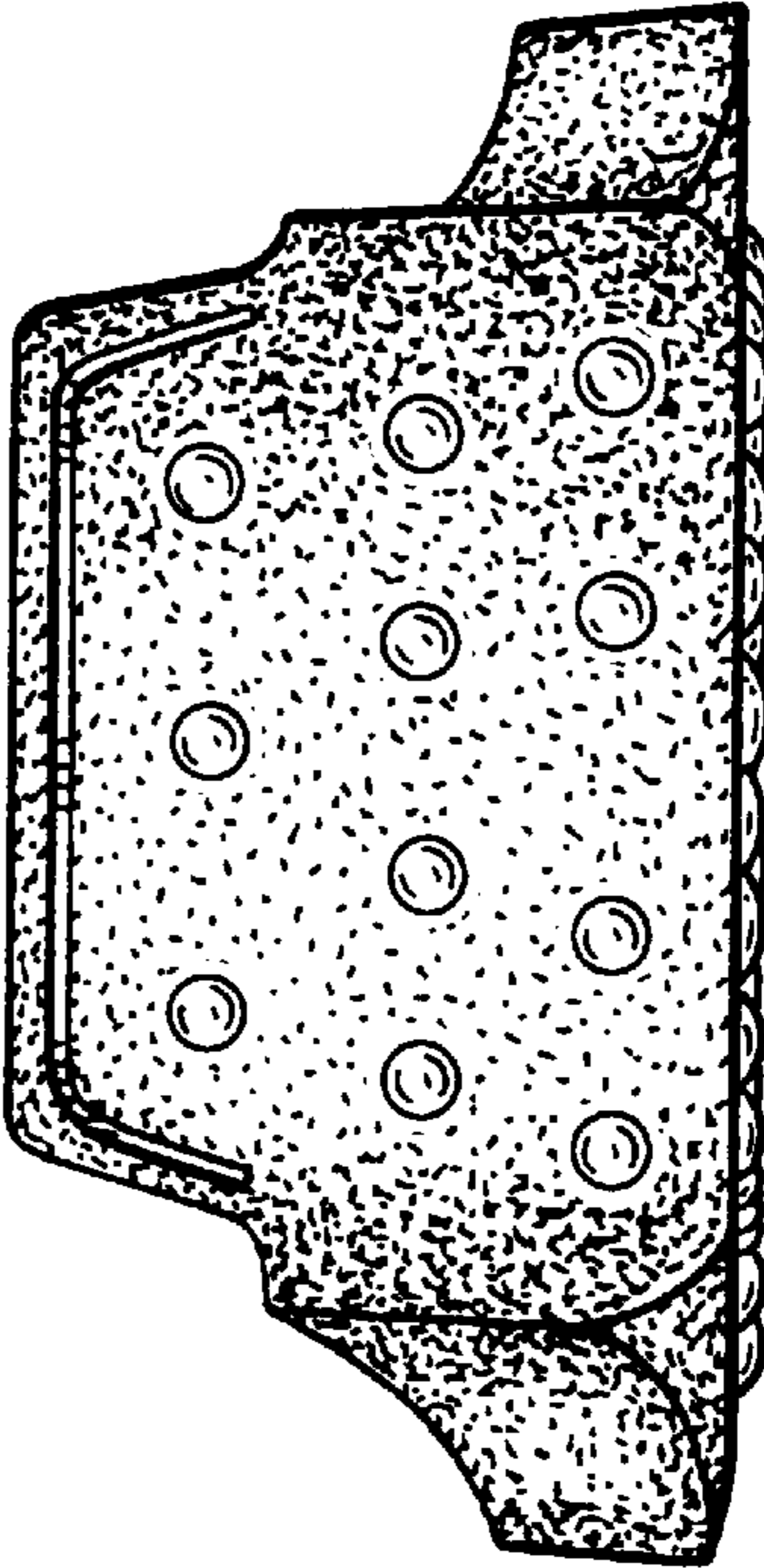


FIG. 4