

US00D500189S

(12) **United States Design Patent**
Mahjied

(10) **Patent No.: US D500,189 S**

(45) **Date of Patent: ** Dec. 28, 2004**

(54) **ENHANCED SHOE PROTECTOR**

(76) **Inventor: Tazee Mahjied**, 443 N. Montgomery St., Trenton, NJ (US) 08618

(**) **Term: 14 Years**

(21) **Appl. No.: 29/187,831**

(22) **Filed: Aug. 11, 2003**

(51) **LOC (7) Cl. 02-99**

(52) **U.S. Cl. D2/913**

(58) **Field of Search D2/913, 946; 36/72 R, 36/7.2**

(56) **References Cited**

U.S. PATENT DOCUMENTS

- 461,492 A * 10/1891 Browing 36/72 R
- 1,558,378 A * 10/1925 Mcauley 36/7.2
- D152,009 S * 12/1948 Lyons D2/913
- 2,703,405 A * 3/1955 Smallberg, Sr. 36/72 R
- D178,581 S * 8/1956 Shusterman D2/897
- D219,136 S * 11/1970 Mace D2/913
- D323,240 S * 1/1992 Cornell D2/913

- D391,744 S * 3/1998 McMaster D2/913
- D425,289 S * 5/2000 Sheppard et al. D2/913
- D435,715 S * 1/2001 Hunter et al. D2/913
- D437,105 S * 2/2001 Mahjied D2/913
- D470,647 S * 2/2003 Johnson D2/913

* cited by examiner

Primary Examiner—Dominic Simone

(74) *Attorney, Agent, or Firm*—Sperry, Zoda & Kane

(57) **CLAIM**

The ornamental design for an enhanced shoe protector, as shown and described.

DESCRIPTION

FIG. 1 is a front perspective view embodying my new design;

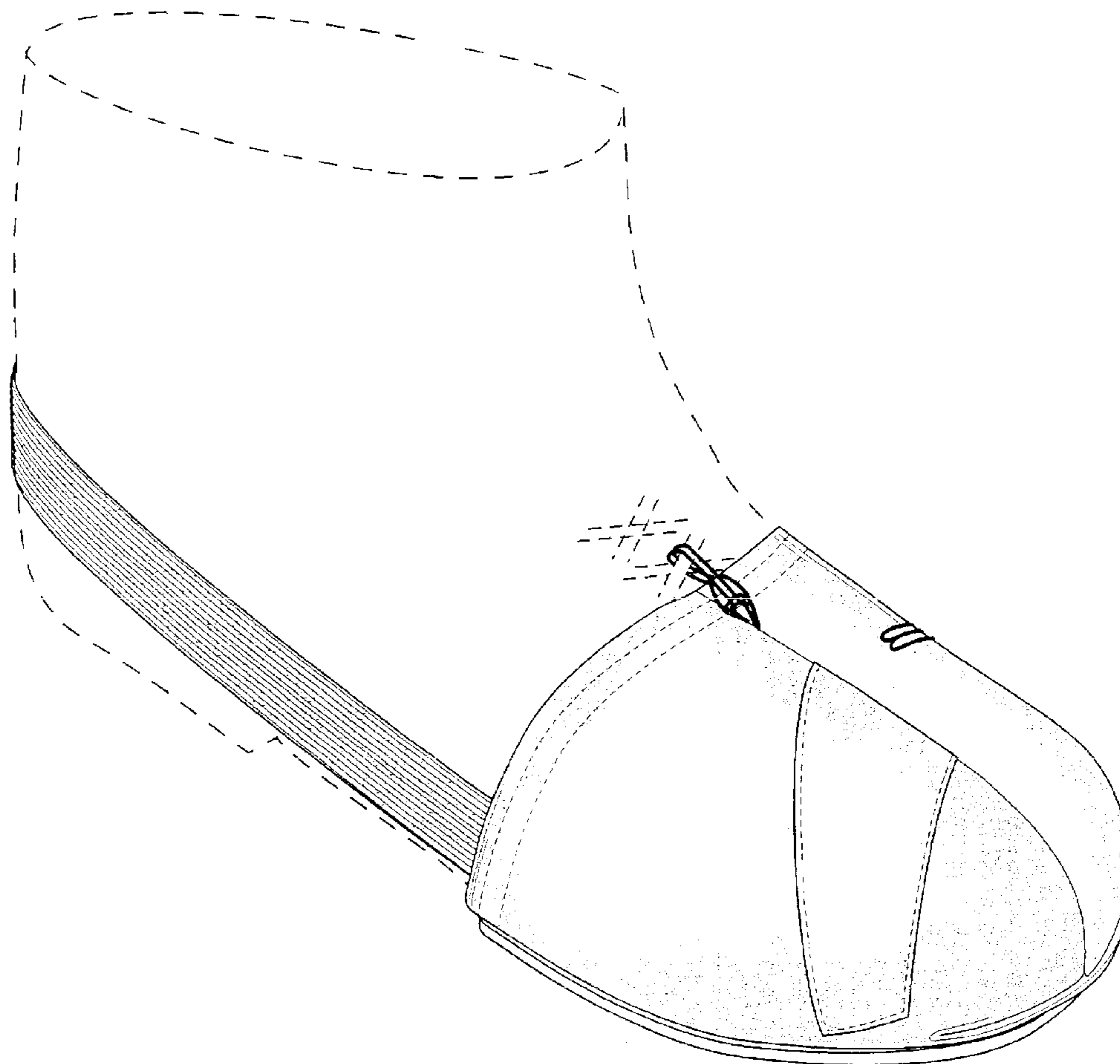
FIG. 2 is a top plan view thereof;

FIG. 3 is a side elevational view thereof; and,

FIG. 4 is a bottom plan view thereof.

The broken line showing in FIGS. 1-4 is to illustrate environmental structure and forms no part of the claimed design.

1 Claim, 2 Drawing Sheets



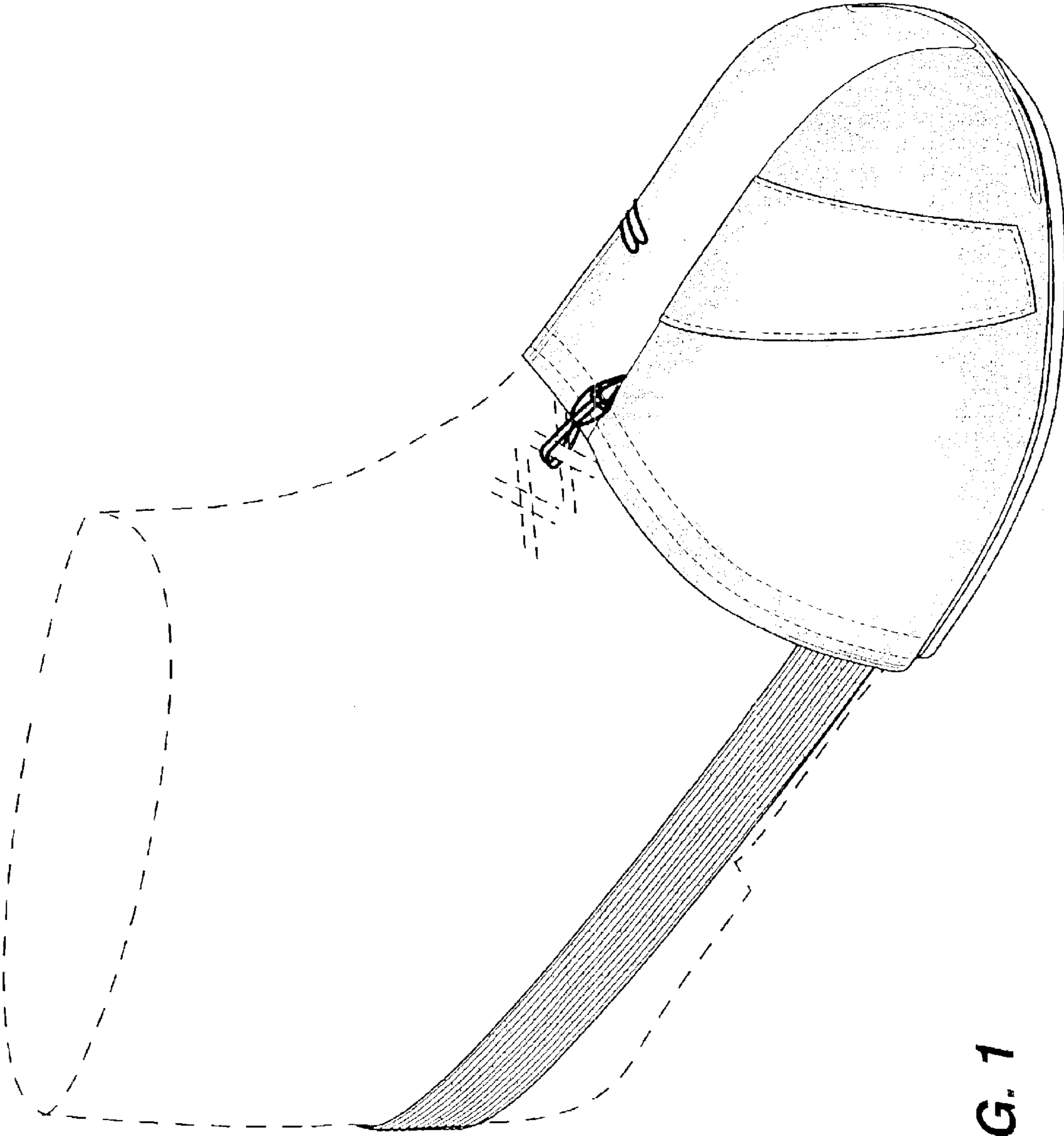


FIG. 1

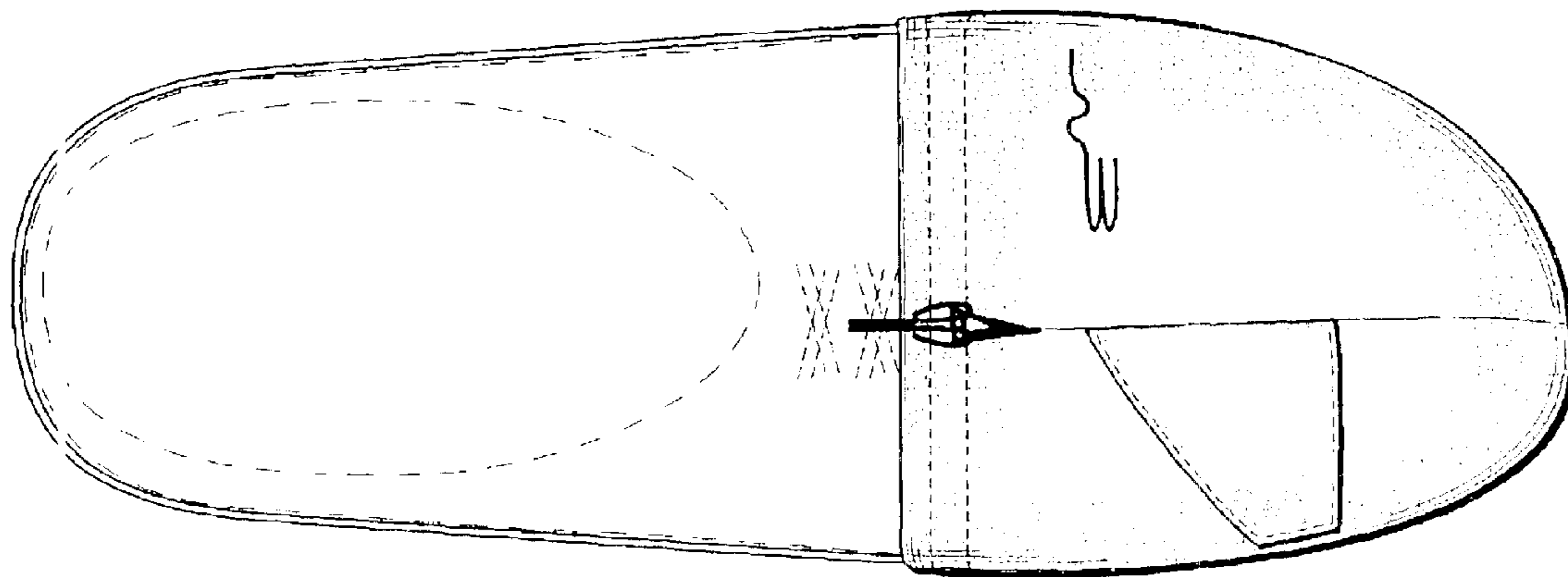


FIG. 2

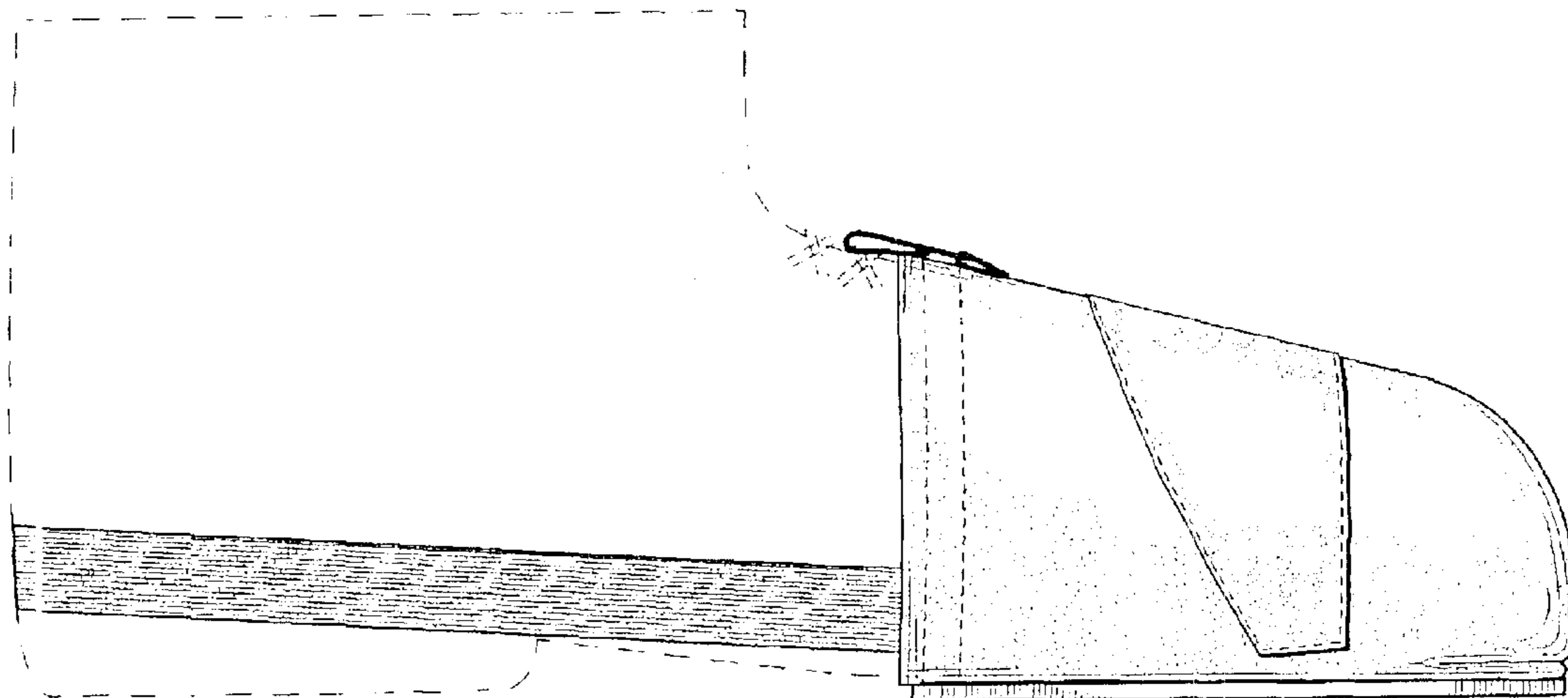


FIG. 3

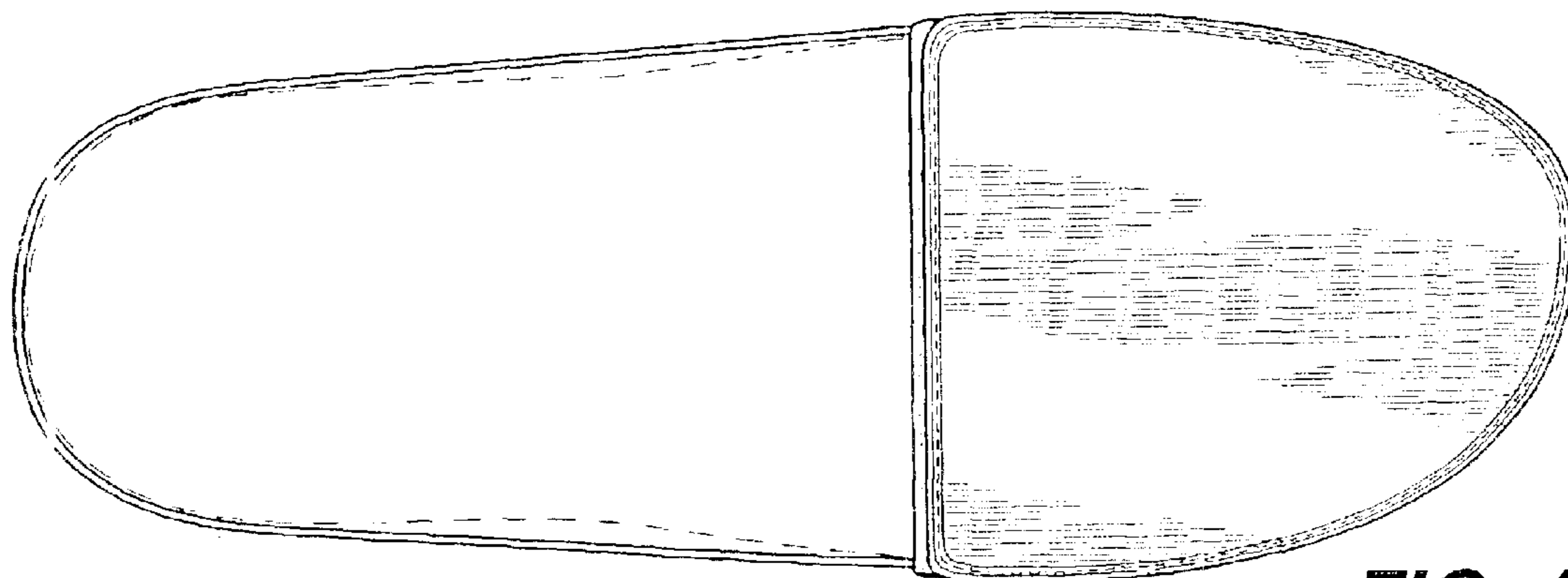


FIG. 4