

US00D500188S

(12) **United States Design Patent**
Dabah

(10) **Patent No.:** **US D500,188 S**

(45) **Date of Patent:** **** Dec. 28, 2004**

(54) **ATHLETIC SHOE AND ASSOCIATED SHOE SOLE**

D480,203 S * 10/2003 Matis et al. D2/952
D482,854 S * 12/2003 Burg et al. D2/969

(75) Inventor: **Solomon Dabah**, Blooklyn, NY (US)

(73) Assignee: **Vida Shoes International, Inc.**, New York, NY (US)

(**) Term: **14 Years**

(21) Appl. No.: **29/175,132**

(22) Filed: **Jan. 30, 2003**

(51) **LOC (7) Cl.** **02-04**

(52) **U.S. Cl.** **D2/908; D2/907**

(58) **Field of Search** D2/902, 907, 908,
D2/943, 944, 947, 952, 954, 969; 36/32 R,
45, 50.1, 113, 114, 126-130

(56) **References Cited**

U.S. PATENT DOCUMENTS

- D281,457 S * 11/1985 Po D2/907
- 4,571,852 A * 2/1986 Lamarche et al. 36/32 R
- 4,670,997 A * 6/1987 Beekman 36/114
- D384,796 S * 10/1997 Smith, III D2/954
- D400,344 S * 11/1998 Avar D2/954
- D405,946 S * 2/1999 Egelja et al. D2/969
- D465,907 S * 11/2002 Matis D2/969

OTHER PUBLICATIONS

Photocoy of a photograph of a Shoe.*

* cited by examiner

Primary Examiner—Dominic Simone

(74) *Attorney, Agent, or Firm*—R. Neil Sudol; Henry Coleman; William J. Sapone

(57) **CLAIM**

The ornamental design for the athletic shoe and associated shoe sole, as shown and described.

DESCRIPTION

FIG. 1 is a top, front, and right side perspective view of an athletic shoe and associated shoe sole, showing my new design;

FIG. 2 is a front elevational view thereof;

FIG. 3 is a left side elevational view thereof;

FIG. 4 is a top plan view thereof;

FIG. 5 is a right side elevational view thereof;

FIG. 6 is a rear elevational view thereof; and,

FIG. 7 is a bottom plan view thereof.

1 Claim, 3 Drawing Sheets




FIG. 1




FIG. 3

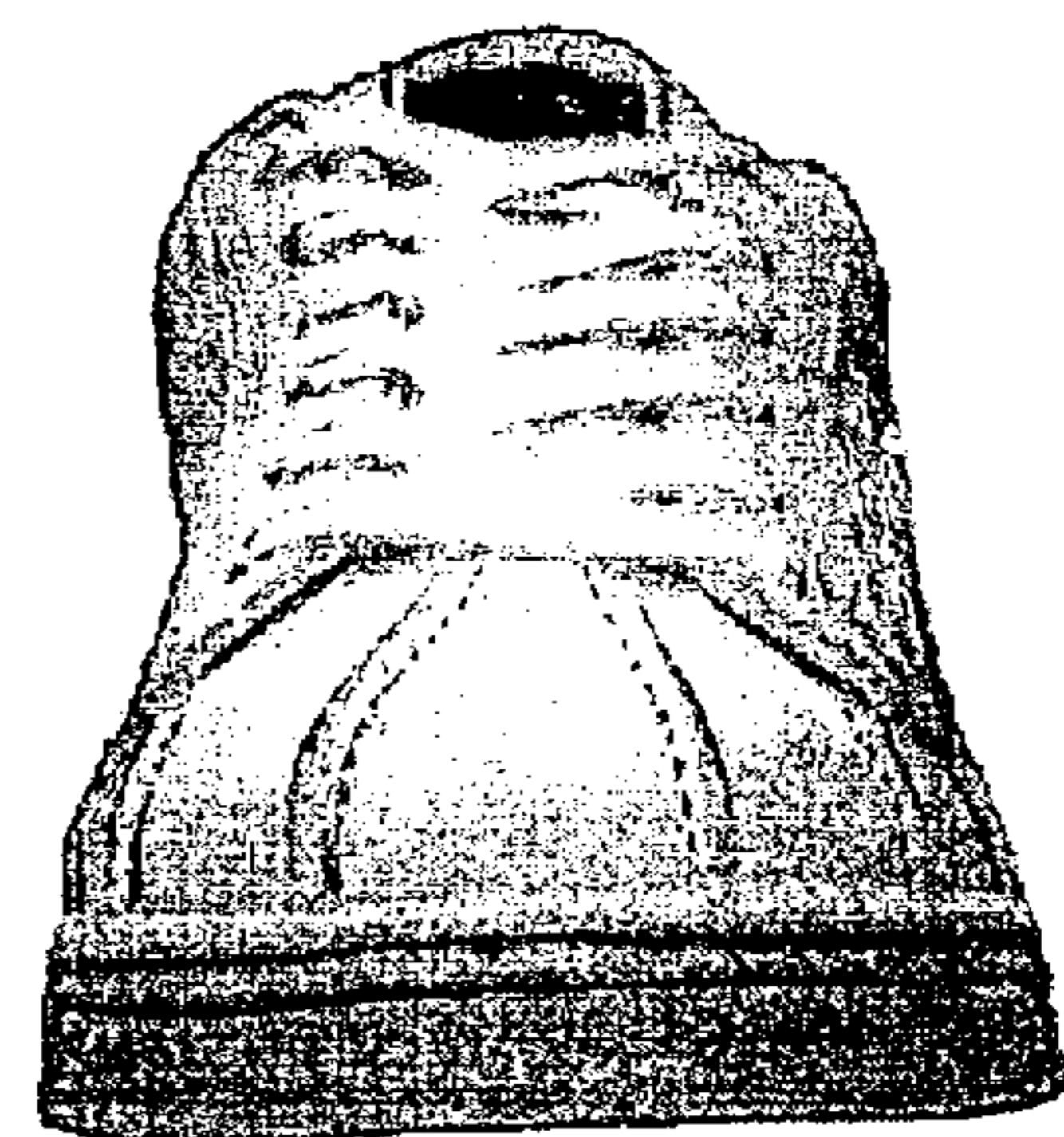


FIG. 2

FIG. 4




FIG. 5

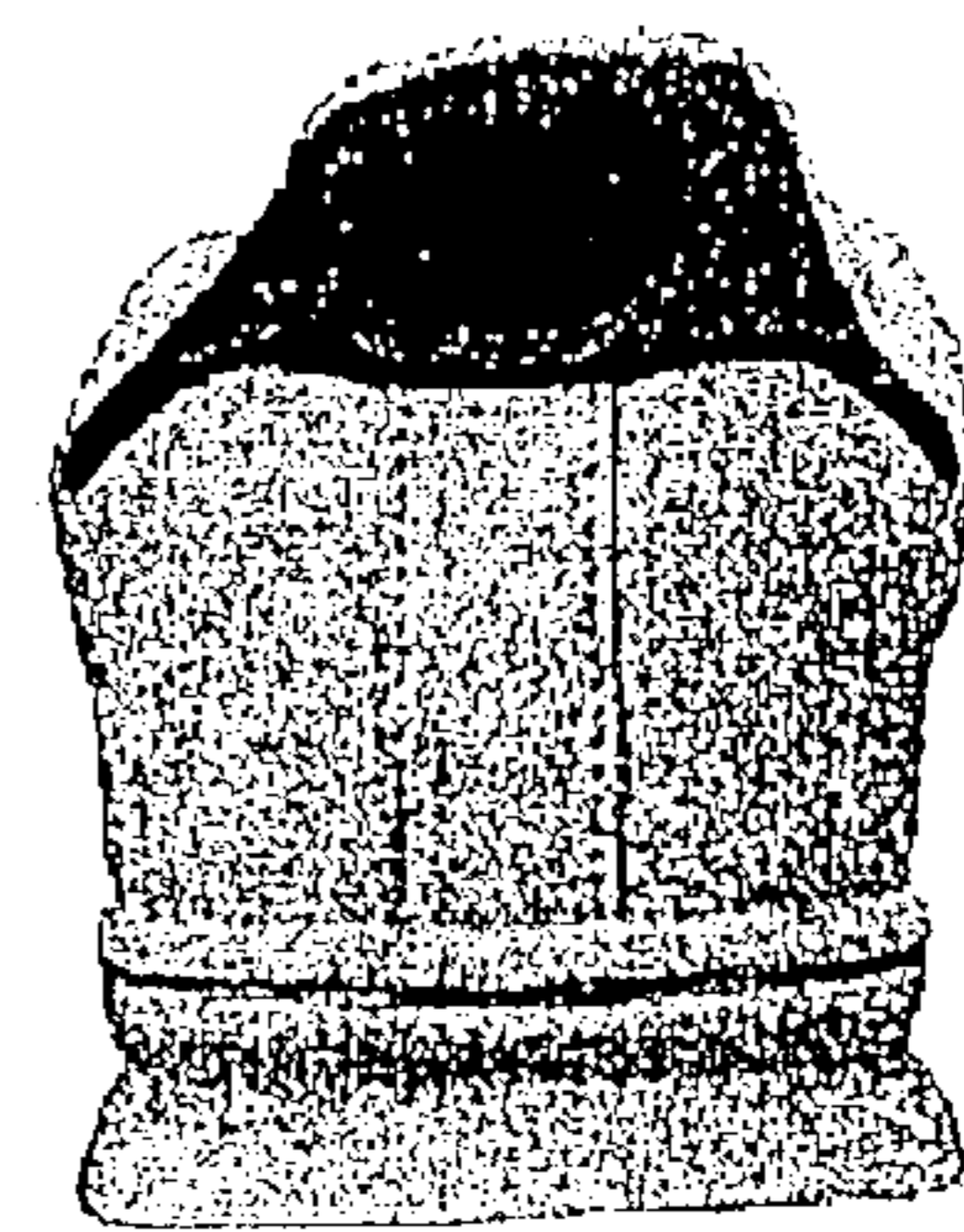
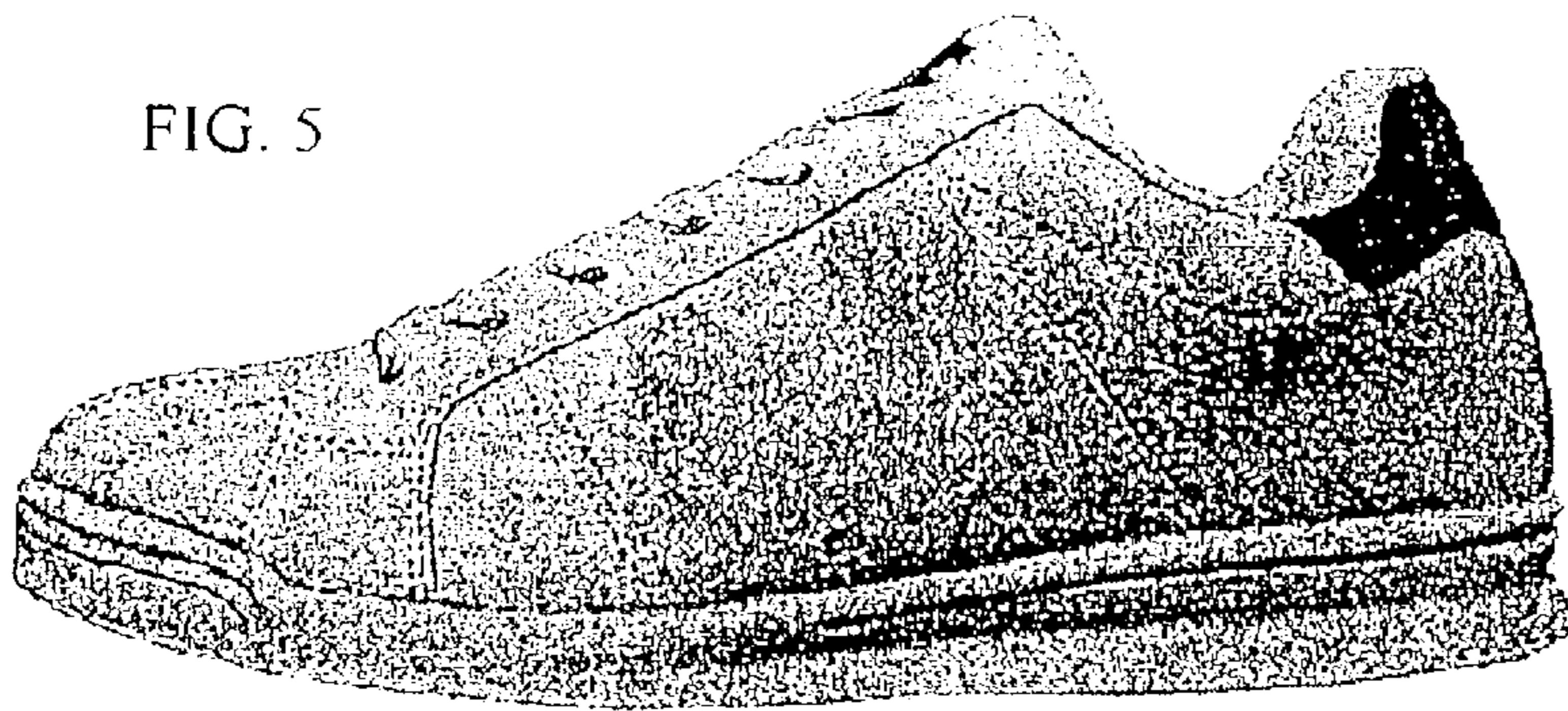


FIG. 6




Fig. 7