

US00D500187S

(12) **United States Design Patent**  
**Richardson**

(10) **Patent No.: US D500,187 S**

(45) **Date of Patent: \*\* Dec. 28, 2004**

(54) **HEADGEAR HAVING REGULAR BILL AND REAR TIE ENCLOSURE**

(75) **Inventor: Raymond A. Richardson, McKinney, TX (US)**

(73) **Assignee: Freebird Enterprises, LLC, McKinney, TX (US)**

(\*\*) **Term: 14 Years**

(21) **Appl. No.: 29/198,894**

(22) **Filed: Feb. 6, 2004**

(51) **LOC (7) Cl. .... 02-03**

(52) **U.S. Cl. .... D2/884**

(58) **Field of Search** ..... D2/865, 866, 868, D2/869, 872, 874, 876, 877, 879-882, 884, 891, 893; 2/10, 12, 171, 175.1, 175.7, 181, 195.1, 195.2, 195.6, 195.7, 200.1, 202-204, 209.11, 209.12, 209.13, 209.4, 207; D29/104-106

(56) **References Cited**

**U.S. PATENT DOCUMENTS**

2,749,555	A	*	6/1956	Oliveira	.....	2/195.1
D203,529	S	*	1/1966	Thornton	.....	D2/872
5,048,128	A	*	9/1991	Watson, Jr.	.....	2/204
D337,645	S	*	7/1993	Guziejka	.....	D2/884
D365,917	S	*	1/1996	Armstrong	.....	D2/881
D366,352	S	*	1/1996	Shoemaker et al.	.....	D2/874
D373,894	S	*	9/1996	Turner	.....	D2/881
D376,681	S	*	12/1996	Riesenman et al.	.....	D2/879
5,603,121	A	*	2/1997	Borkovic et al.	.....	2/195.2

D380,887	S	*	7/1997	Durodola	.....	D2/874
D396,546	S	*	8/1998	Marrs	.....	D2/881
D406,687	S	*	3/1999	Thorpe	.....	D2/881
D407,190	S	*	3/1999	Day	.....	D2/884
D416,665	S	*	11/1999	Jones	.....	D2/874
D418,279	S	*	1/2000	Day	.....	D2/882
D444,618	S	*	7/2001	Wilson	.....	D2/882
D478,710	S	*	8/2003	Yan	.....	D2/882
6,738,986	B1	*	5/2004	Martin	.....	2/207

\* cited by examiner

*Primary Examiner*—Mimosa De

(74) *Attorney, Agent, or Firm*—Chauza & Handley, LLP; Mark W. Handley

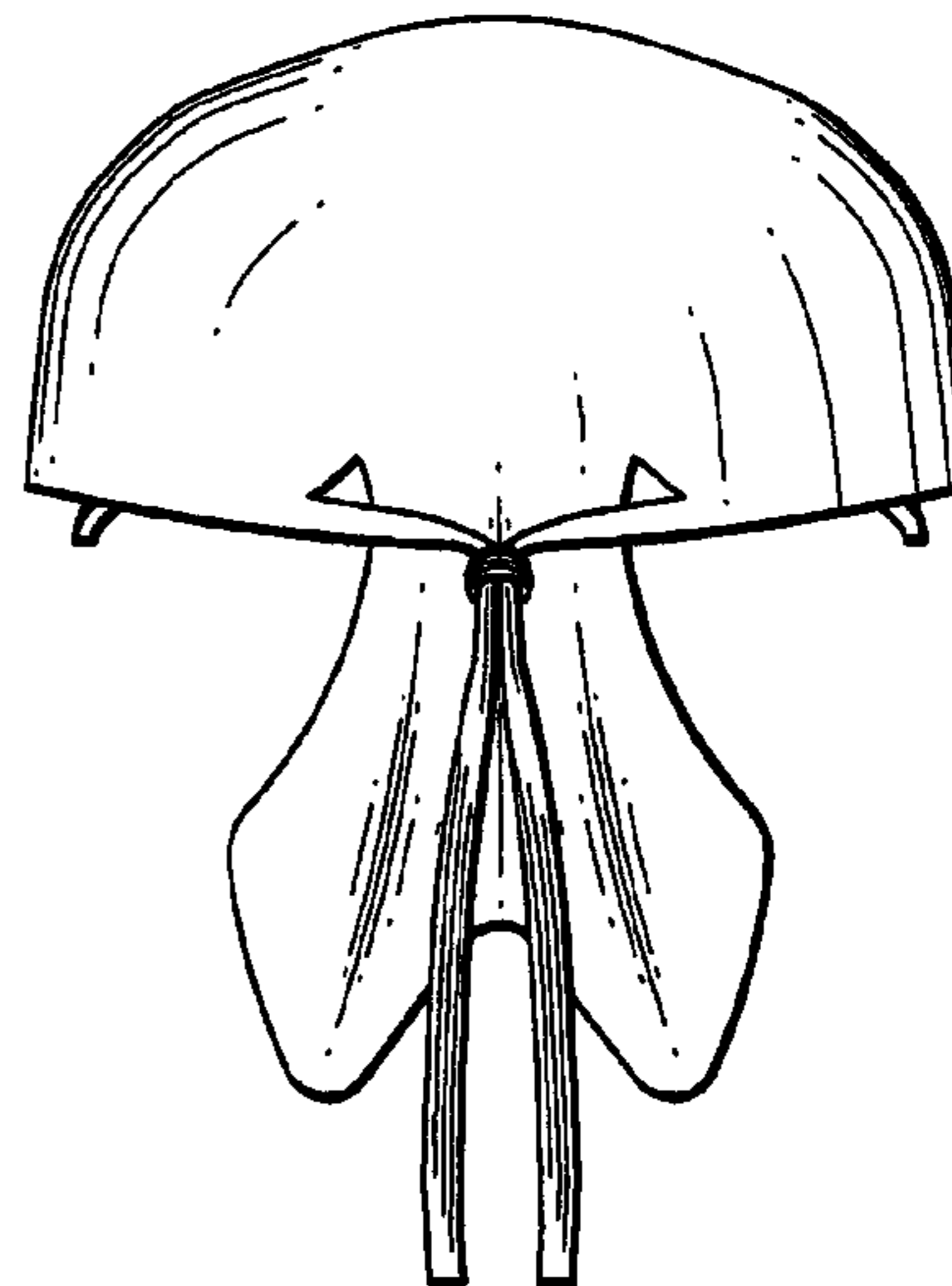
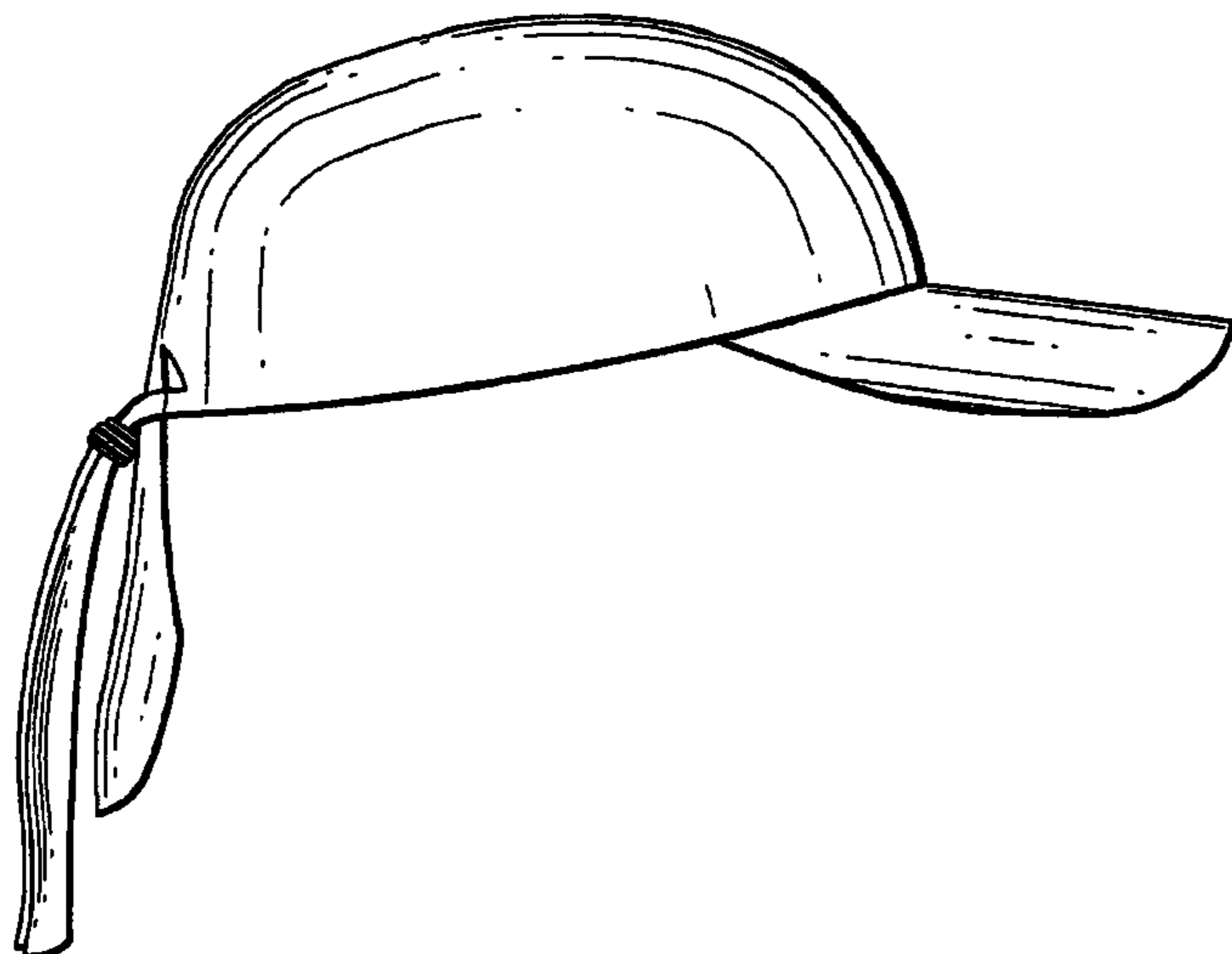
(57) **CLAIM**

The ornamental design for a headgear having regular bill and rear tie enclosure, as shown and described.

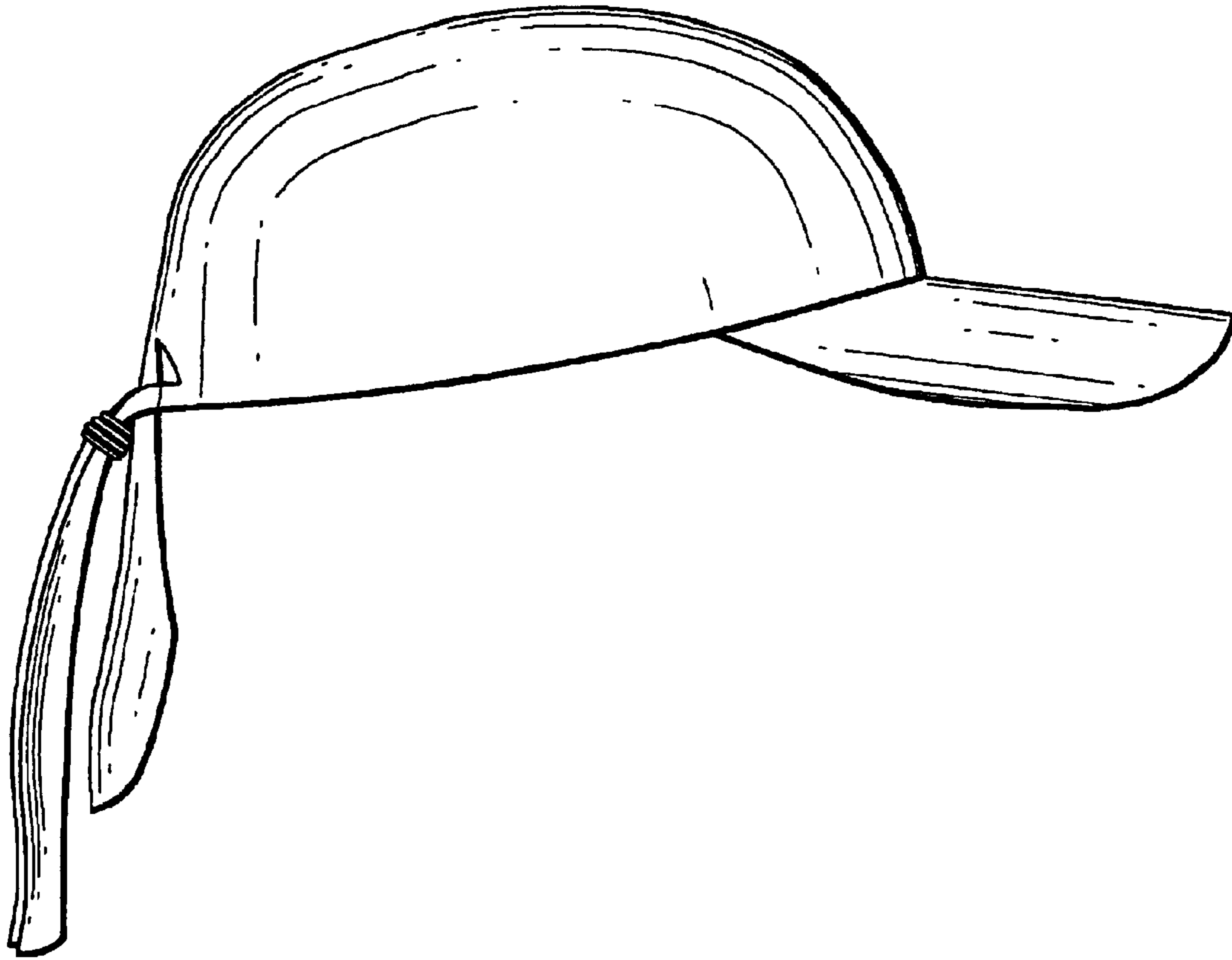
**DESCRIPTION**

FIG. 1 is a right side, elevation view of a headgear having regular bill and rear tie enclosure embodying my design; FIG. 2 is a top view of the headgear having regular bill and rear tie enclosure; FIG. 3 is a left side elevation view of the headgear having regular bill and rear tie enclosure; FIG. 4 is a bottom view of the headgear having regular bill and rear tie enclosure; FIG. 5 is a front elevation view of the headgear having regular bill and rear tie enclosure; and, FIG. 6 is a rear elevation view of the headgear having regular bill and rear tie enclosure.

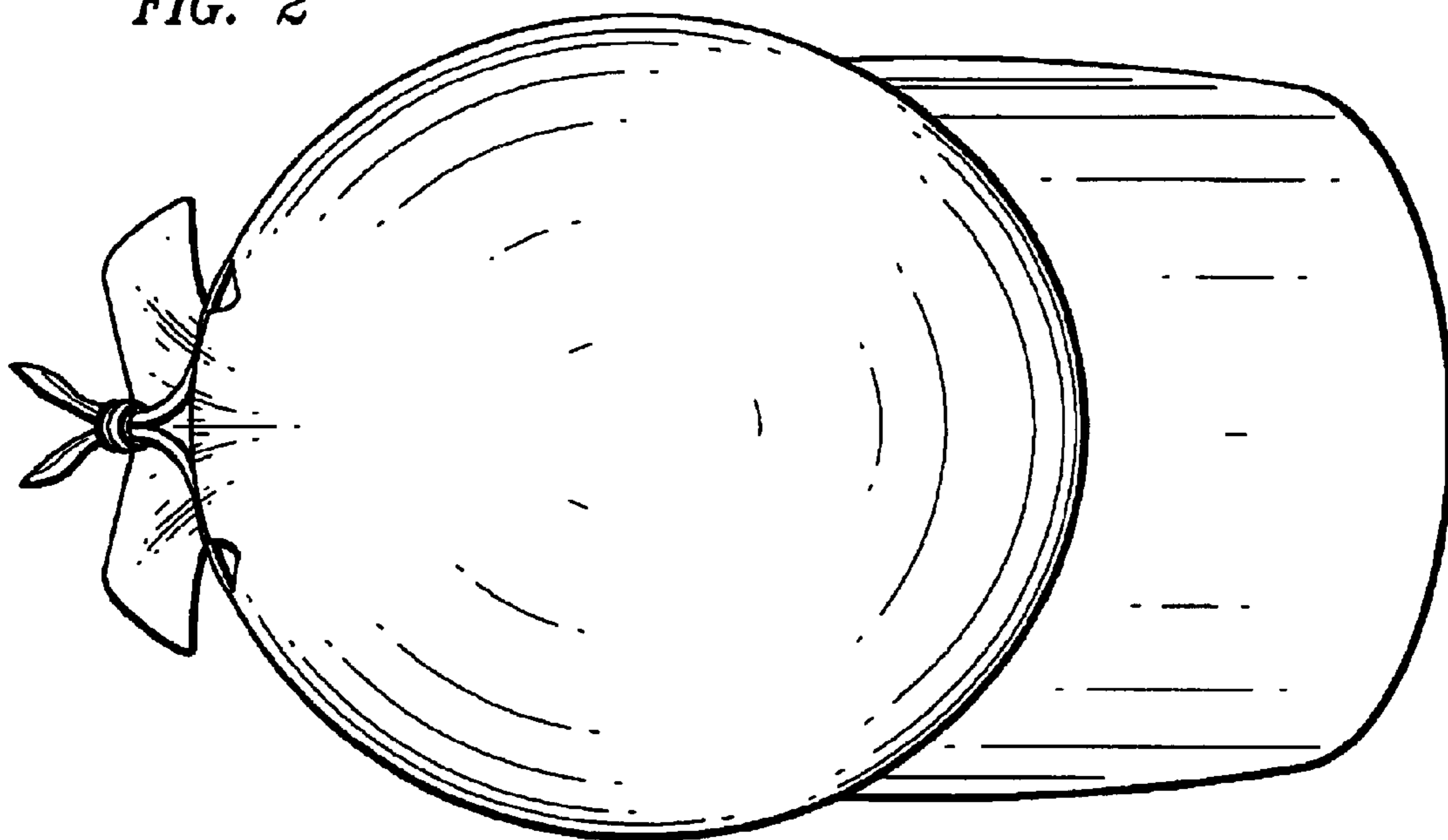
**1 Claim, 3 Drawing Sheets**



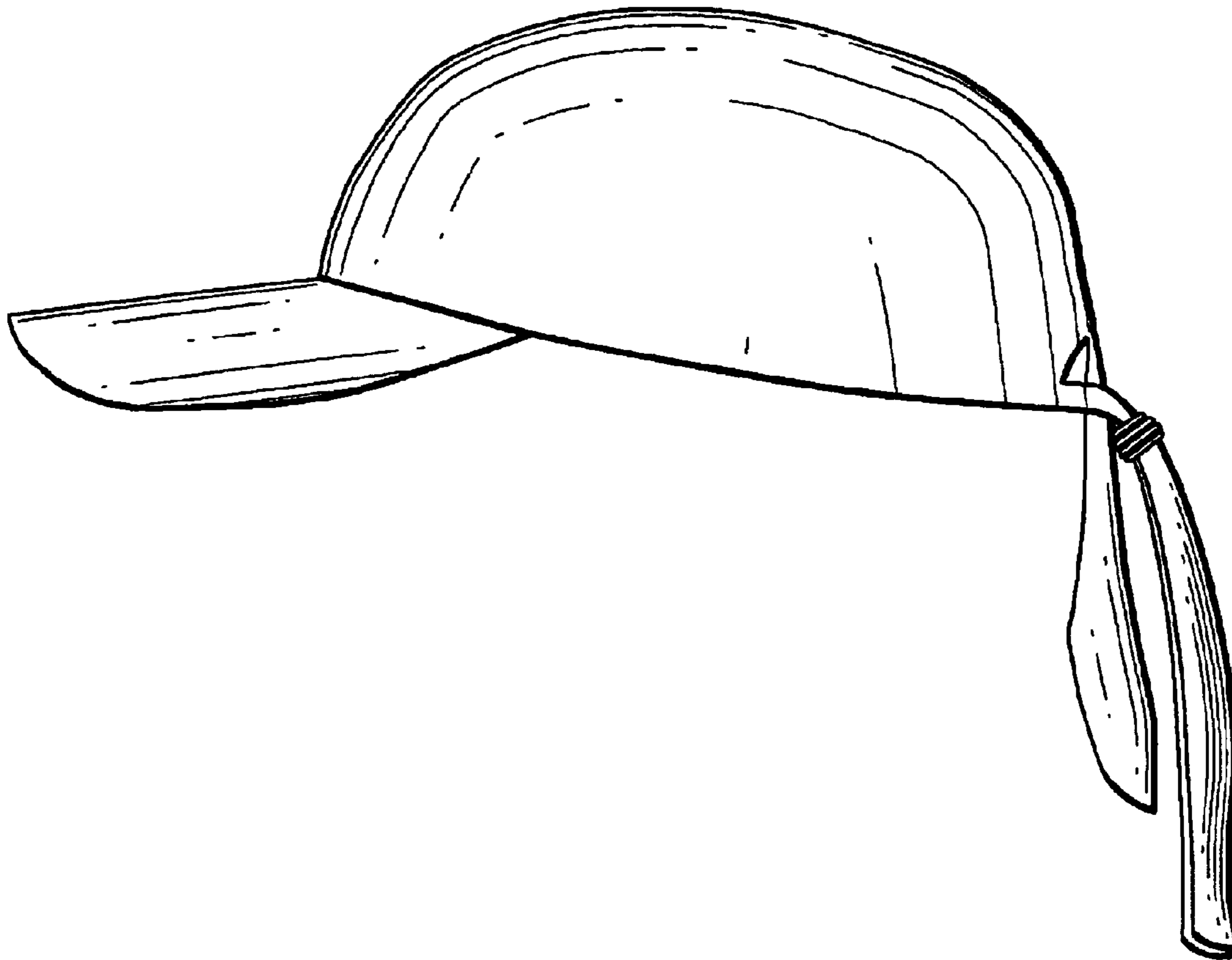
*FIG. 1*



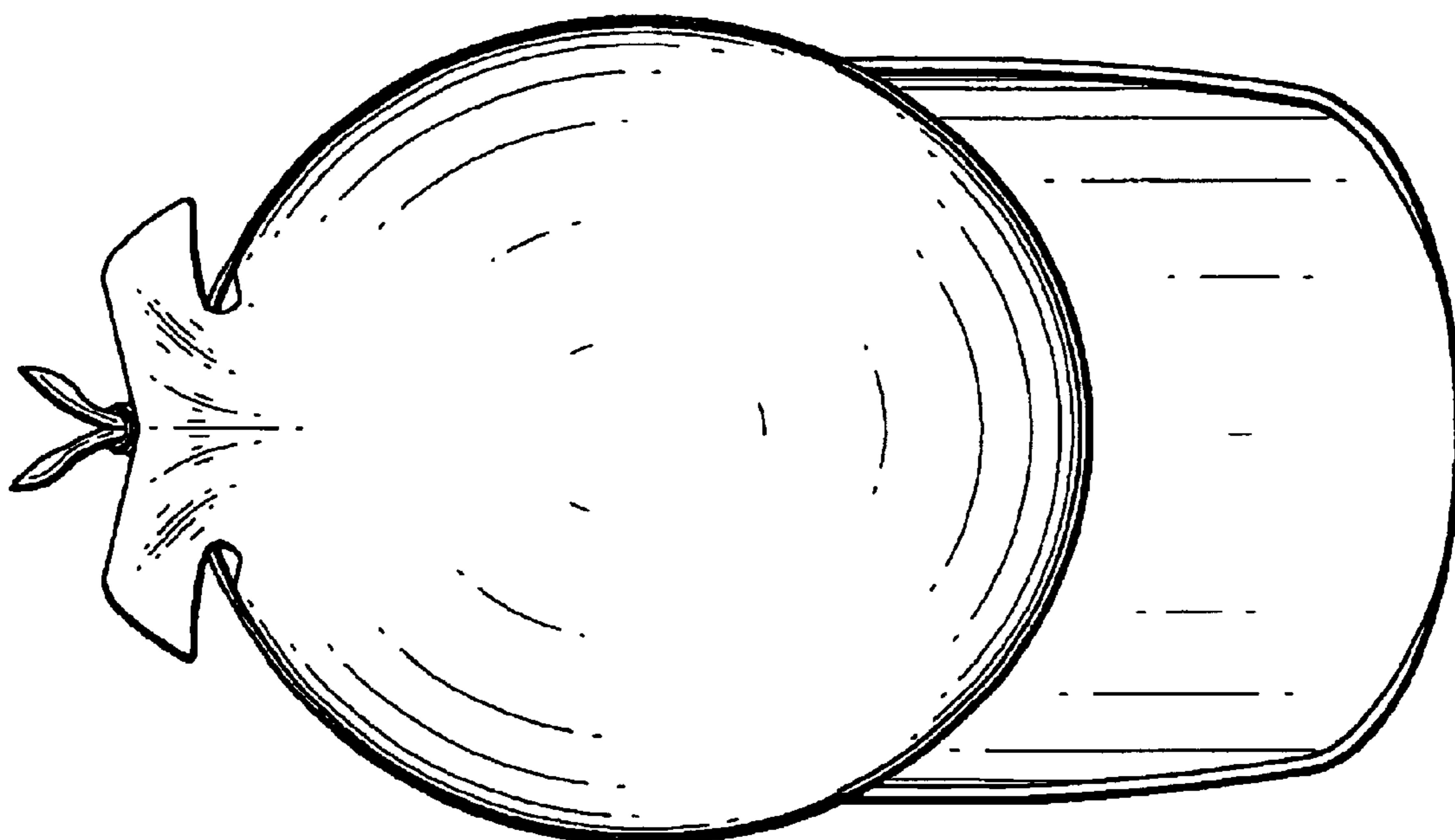
*FIG. 2*



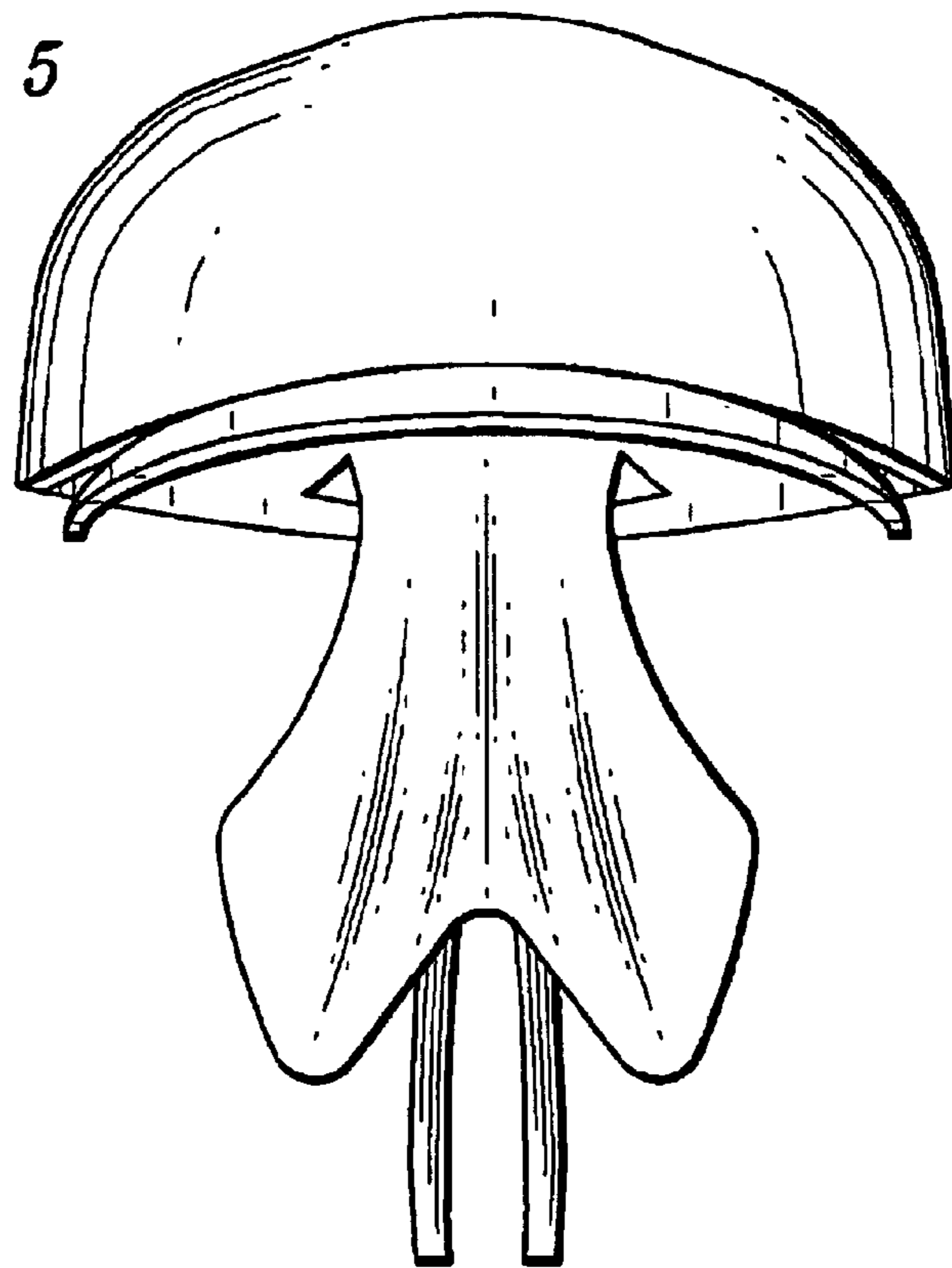
*FIG. 3*



*FIG. 4*



*FIG. 5*



*FIG. 6*

