

US00D500184S

(12) **United States Design Patent** (10) **Patent No.:** **US D500,184 S**
Libman et al. (45) **Date of Patent:** **** Dec. 21, 2004**

(54) **SQUEEGEE**

(75) Inventors: **Robert J. Libman**, Champaign, IL
(US); **Enzo Berti**, Dolo/Venice (IT)

(73) Assignee: **The Libman Company**, Arcola, IL
(US)

(**) Term: **14 Years**

(21) Appl. No.: **29/181,726**

(22) Filed: **May 15, 2003**

(51) **LOC (7) Cl.** **04-01**

(52) **U.S. Cl.** **D32/41**

(58) **Field of Search** D32/40, 41, 46,
D32/48, 49; D8/14, 45; 15/121, 143.1,
236.01, 236.02, 245, 245.1; 16/430; 30/169,
171

(56) **References Cited**

U.S. PATENT DOCUMENTS

1,647,751 A	11/1927	Schacht
D152,375 S	1/1949	Seley
D219,303 S	11/1970	Golden
D292,532 S	10/1987	Strongwater

D318,157 S	7/1991	Perior
D360,505 S	7/1995	Goodman et al.
D362,934 S	10/1995	Hansen
6,266,839 B1 *	7/2001	Oretti et al.
D469,120 S	1/2003	Maloney
D469,230 S *	1/2003	Libman et al. D32/41
D481,500 S *	10/2003	Libman et al. D32/41

* cited by examiner

Primary Examiner—Alan P. Douglas
Assistant Examiner—Lavone D. Tabor
(74) *Attorney, Agent, or Firm*—Banner & Witcoff, Ltd.

(57) **CLAIM**

The ornamental design for a squeegee, as shown.

DESCRIPTION

FIG. 1 is a perspective view of a squeegee in accordance with the present invention;
FIG. 2 is a top view of the squeegee;
FIG. 3 is a perspective view of the bottom of the squeegee; and,
FIG. 4 is a side view of the squeegee, the opposite side view being a mirror image thereof.

1 Claim, 3 Drawing Sheets

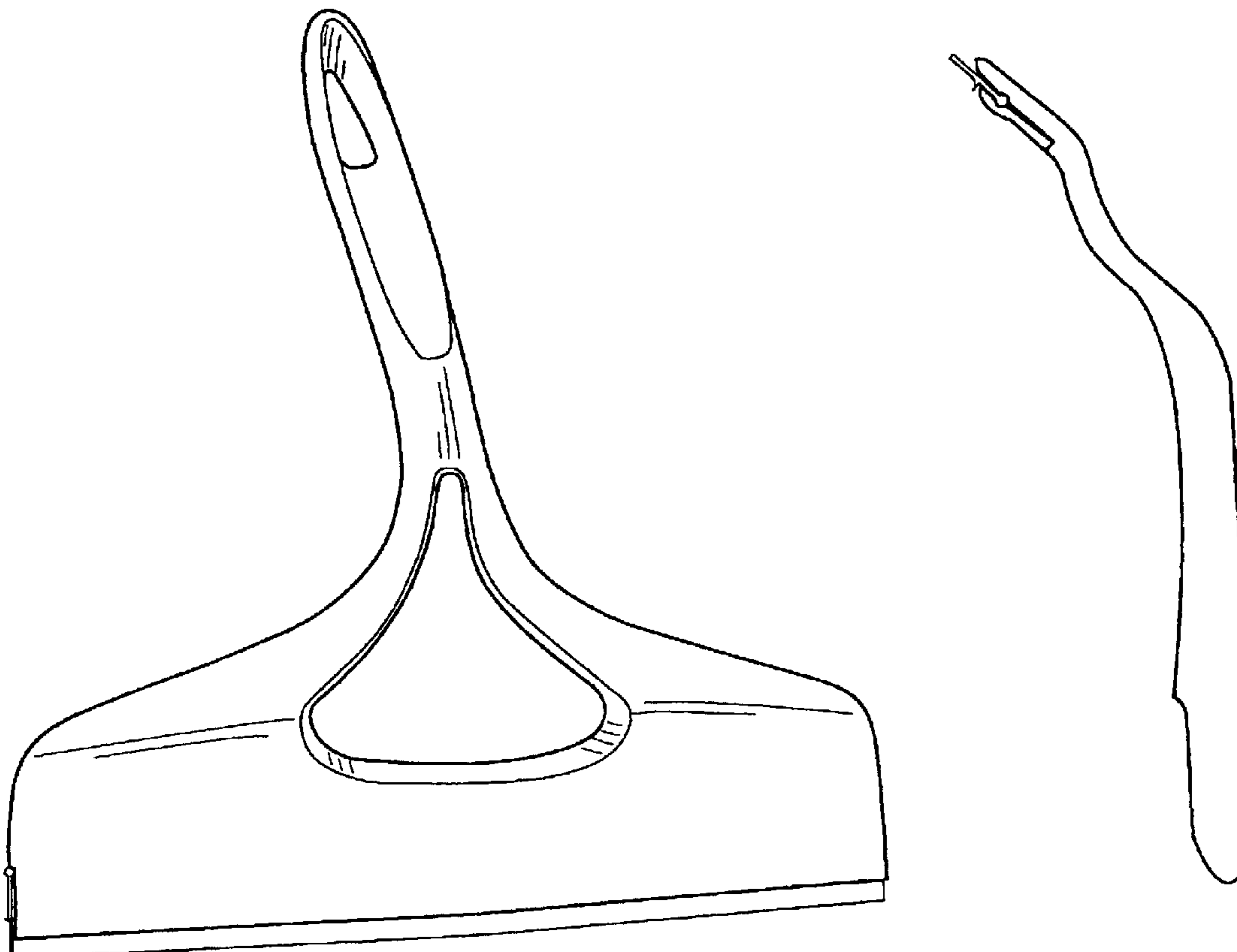


FIG. 1

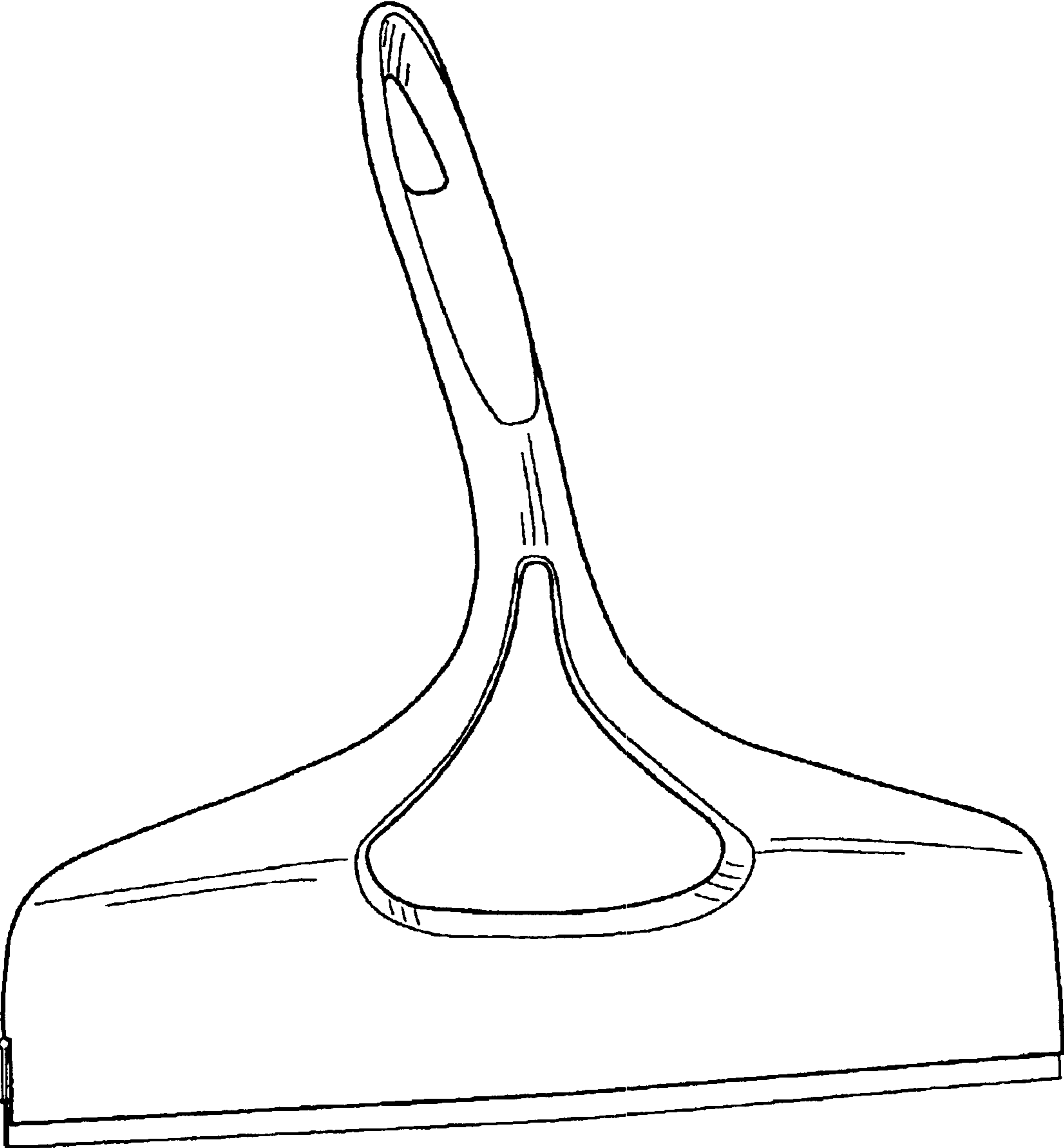


FIG. 2

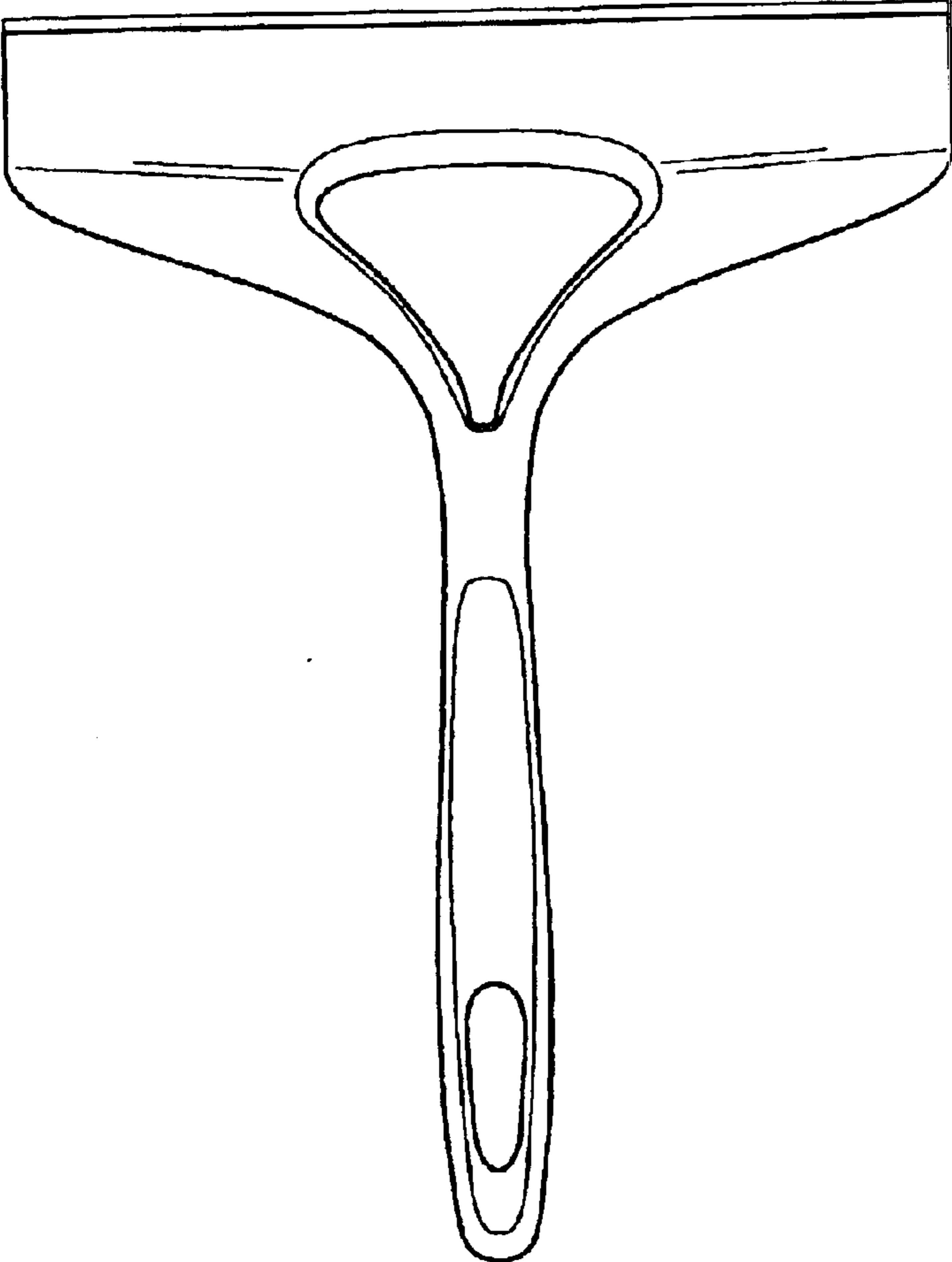


FIG. 4

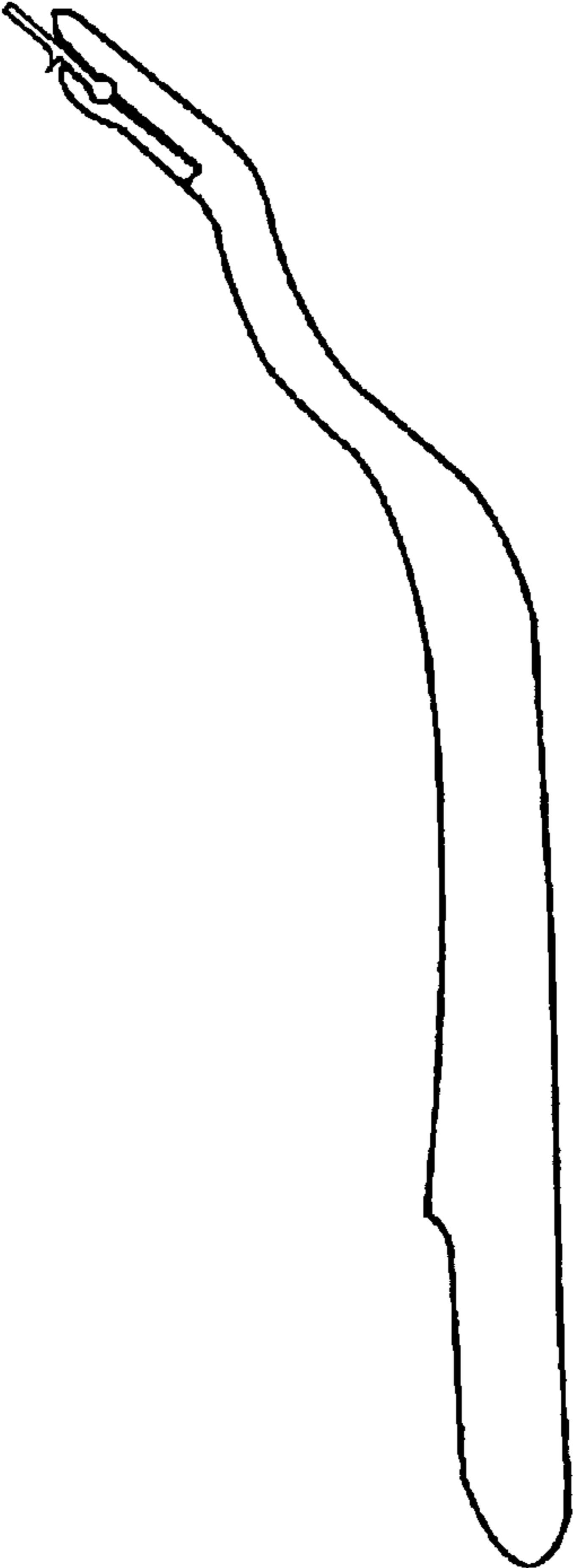


FIG. 3

