

US00D500181S

(12) **United States Design Patent**  
**Hwang**

(10) **Patent No.:** **US D500,181 S**  
(45) **Date of Patent:** **\*\* Dec. 21, 2004**

(54) **REAR COVER FOR A LAUNDRY DRYER**

(75) **Inventor:** **Sung Gi Hwang, Changwon-si (KR)**

(73) **Assignee:** **LG Electronics Inc., Seoul (KR)**

(\*\*) **Term:** **14 Years**

(21) **Appl. No.:** **29/181,951**

(22) **Filed:** **May 19, 2003**

(30) **Foreign Application Priority Data**

Feb. 27, 2003 (KR) ..... 2003-05235

(51) **LOC (7) Cl.** ..... **15-05**

(52) **U.S. Cl.** ..... **D32/29**

(58) **Field of Search** ..... D32/1, 5-8, 10,  
D32/13, 25, 29; 34/523, 108, 600-603,  
63, 417, 499; 312/313, 228; 68/3 R, 12.01,  
212

(56) **References Cited**

**U.S. PATENT DOCUMENTS**

4,586,269 A \* 5/1986 St. Louis ..... 34/601  
4,700,495 A \* 10/1987 Drews et al. .... 34/603

4,854,054 A \* 8/1989 Johnson ..... 34/603  
5,127,169 A \* 7/1992 Ellingson ..... 34/603  
5,257,448 A \* 11/1993 Pearce et al. .... 34/601  
6,732,447 B2 \* 5/2004 Tomasi et al. .... 34/600

\* cited by examiner

*Primary Examiner*—Robert A. Delehanty

(74) *Attorney, Agent, or Firm*—Birch, Stewart, Kolasch & Birch, LLP

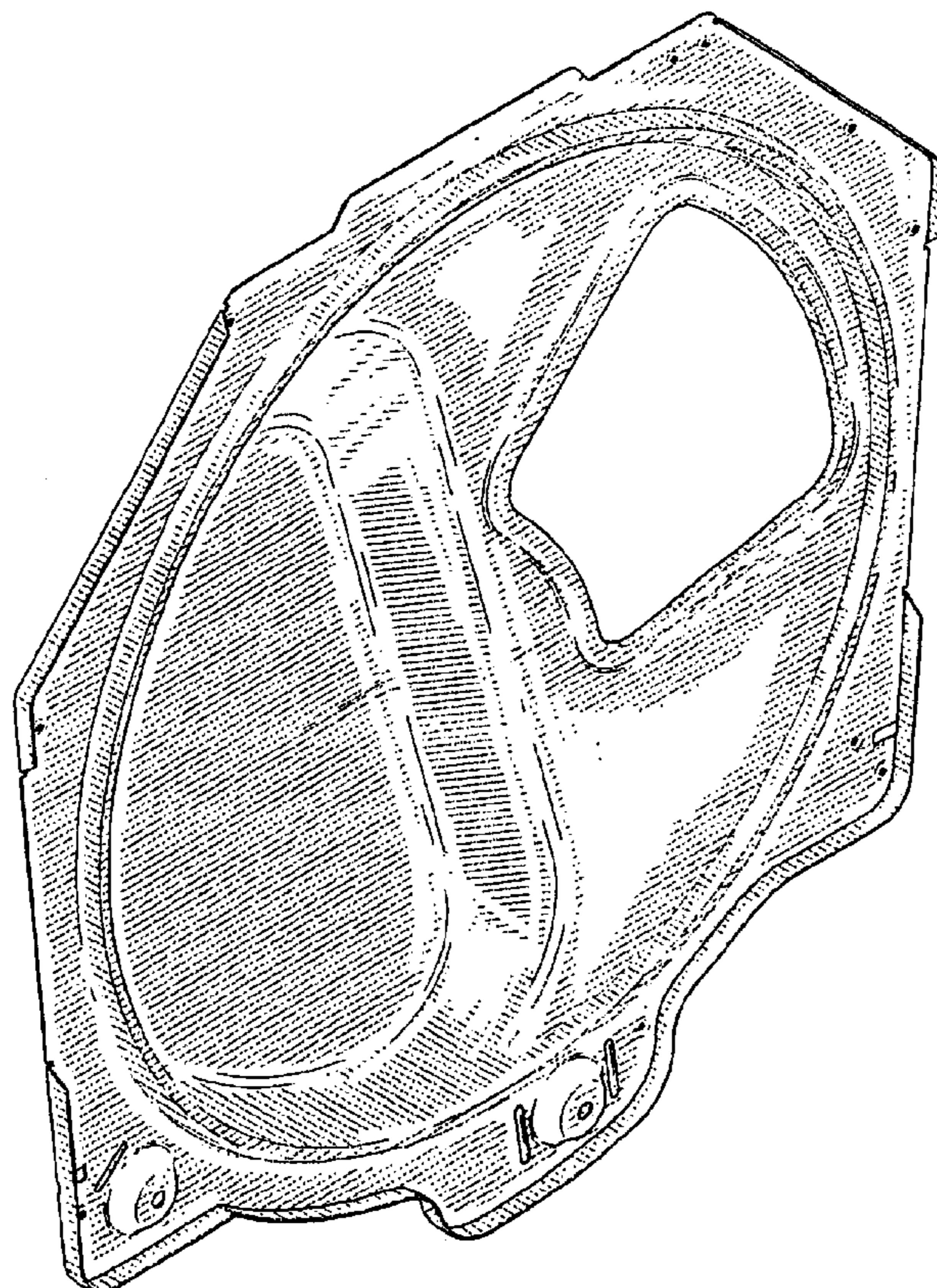
(57) **CLAIM**

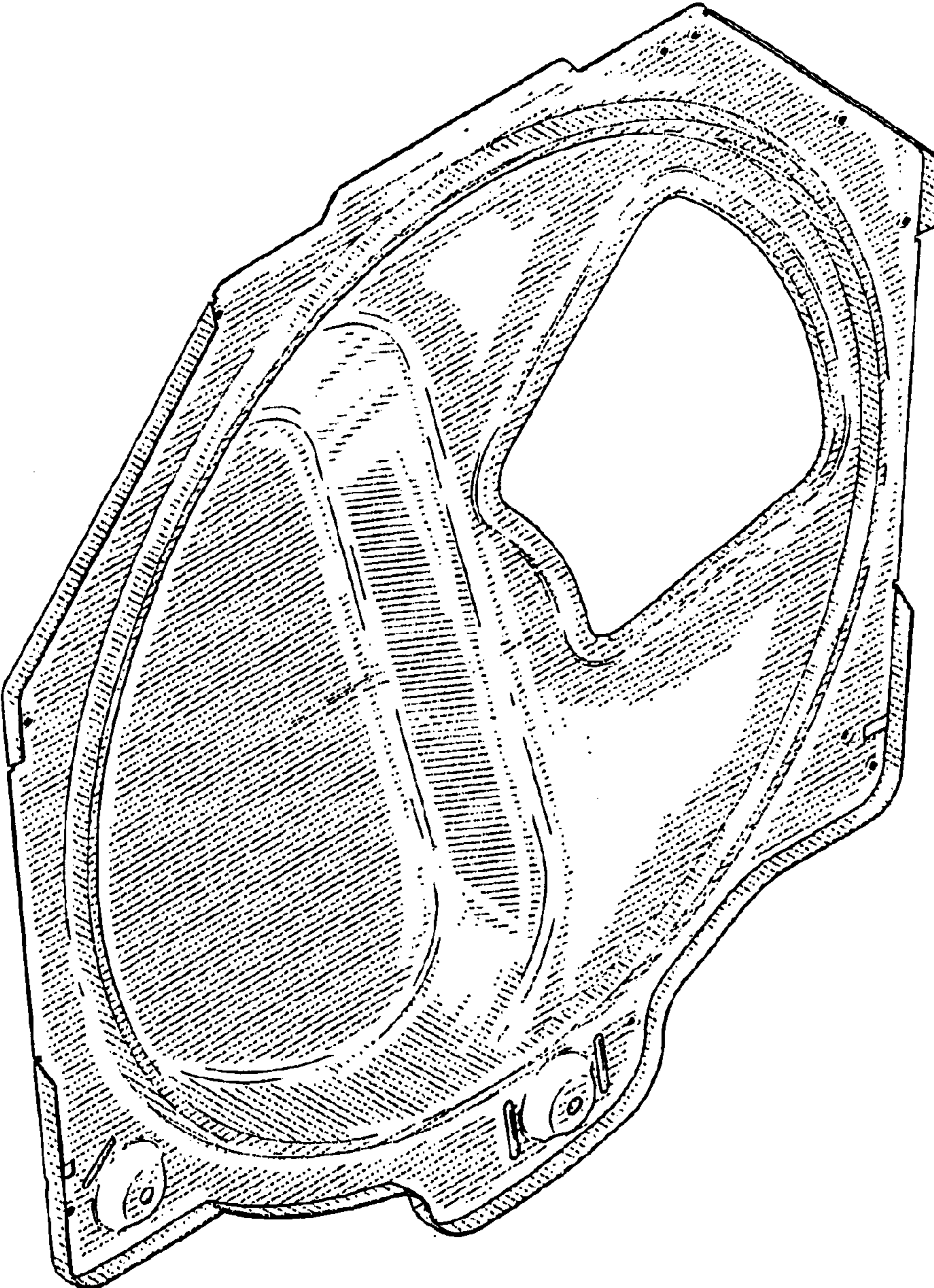
The ornamental design for a rear cover for a laundry dryer, as shown.

**DESCRIPTION**

FIG. 1 is a front perspective view of the rear cover for a laundry dryer showing my new design;  
FIG. 2 is a front view thereof;  
FIG. 3 is a rear view thereof;  
FIG. 4 is a left side view thereof;  
FIG. 5 is a right side view thereof;  
FIG. 6 is a top view thereof; and,  
FIG. 7 is a bottom view thereof.

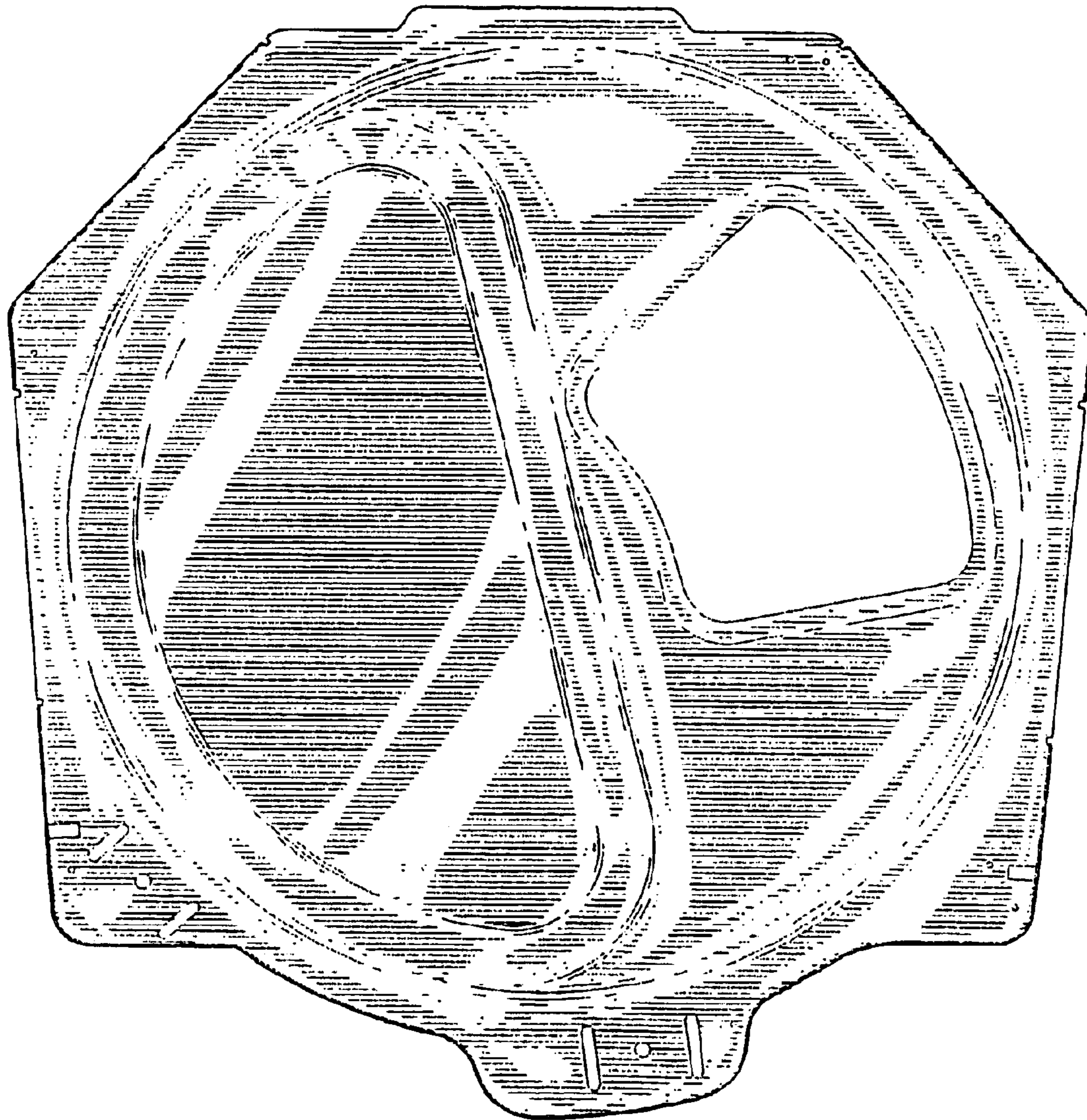
**1 Claim, 6 Drawing Sheets**



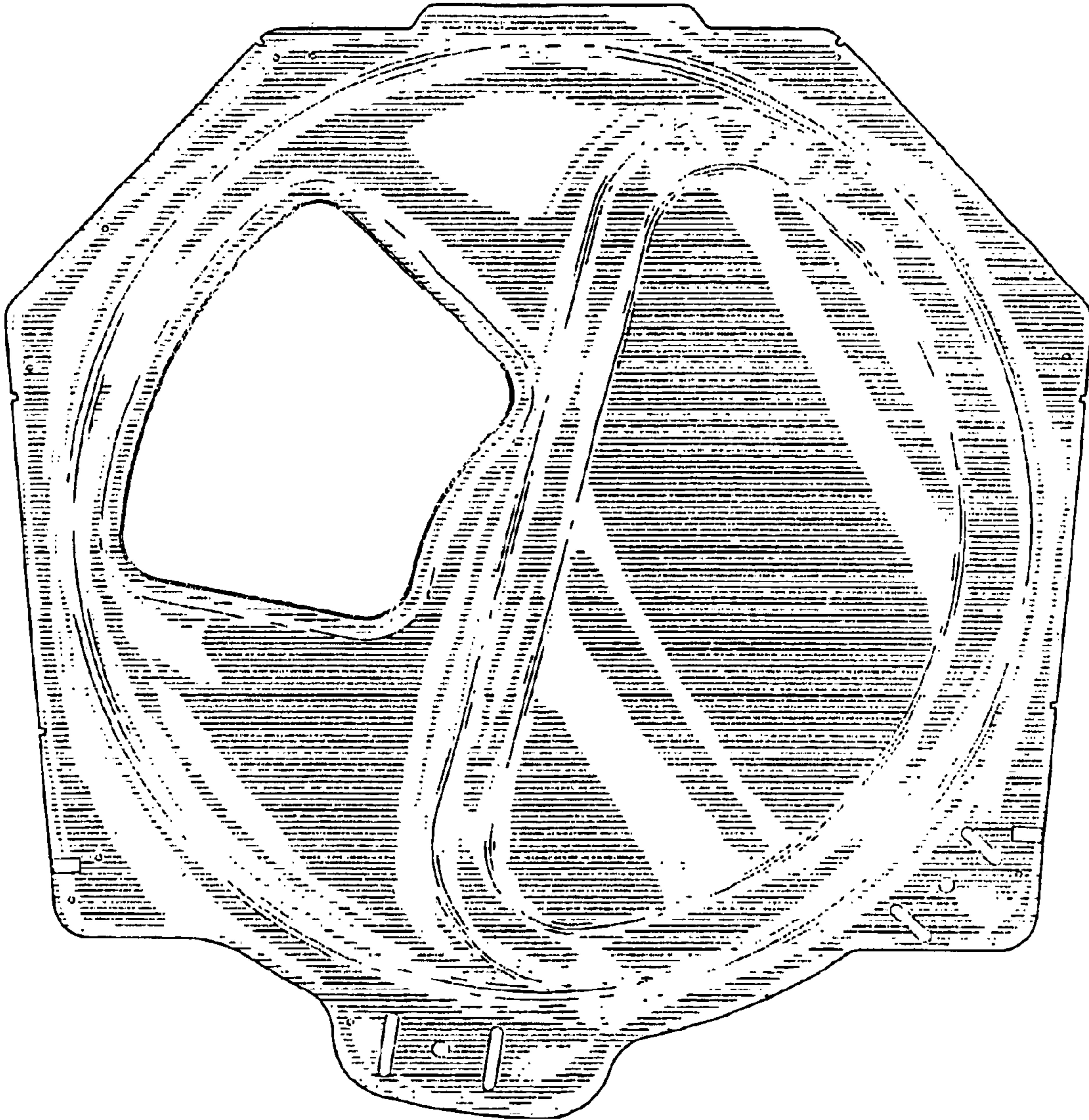


**FIG. 1**







**FIG. 2**



**FIG. 3**



**FIG. 4**



**FIG. 5**



**FIG. 6**



**FIG. 7**