

US00D500174S

(12) **United States Design Patent** (10) **Patent No.:** **US D500,174 S**  
**Gray** (45) **Date of Patent:** **\*\* Dec. 21, 2004**

(54) **RAZOR HANDLE**  
 (75) Inventor: **Michael J. Gray, Duxbury, MA (US)**  
 (73) Assignee: **The Gillette Company, Boston, MA (US)**  
 (\*\*) Term: **14 Years**  
 (21) Appl. No.: **29/197,096**  
 (22) Filed: **Jan. 9, 2004**  
 (51) **LOC (7) Cl.** ..... **28-03**  
 (52) **U.S. Cl.** ..... **D28/48**  
 (58) **Field of Search** ..... D28/44, 44.1,  
 D28/45-48; 30/32, 34.05, 34.1, 34.2, 41,  
 47, 48, 50, 51, 57, 526-528, 532

D377,238 S 1/1997 Byrne ..... D28/48  
 D377,696 S 1/1997 Schultz ..... D28/45  
 D391,676 S 3/1998 Sulik ..... D28/51  
 D392,417 S 3/1998 Gray ..... D28/48  
 D392,418 S 3/1998 Gray ..... D28/45  
 D396,129 S 7/1998 Gray ..... D28/46  
 5,782,346 A 7/1998 Gray et al. .... 206/228  
 5,784,790 A 7/1998 Carson, III et al. .... 30/532  
 D397,512 S 8/1998 Gray ..... D28/48  
 D404,527 S 1/1999 Gray ..... D28/45  
 5,890,296 A \* 4/1999 Metcalf et al. .... 30/526  
 D416,109 S 11/1999 Wonderley ..... D28/48  
 D419,265 S 1/2000 Gray ..... D28/48  
 D422,117 S 3/2000 Motta ..... D28/48  
 D438,342 S 2/2001 Gray ..... D28/48  
 D444,267 S 6/2001 Gray ..... D28/48

(56) **References Cited**  
**U.S. PATENT DOCUMENTS**

1,373,874 A 4/1921 Engstrom  
 D131,940 S 4/1942 VanSlyke  
 2,370,815 A 3/1945 Ross ..... 30/62  
 D150,439 S 8/1948 Neilsen ..... D22/3  
 2,665,476 A 1/1954 Leonard ..... 30/30  
 D193,299 S 7/1962 Dreyfuss ..... D22/3  
 D248,577 S 7/1978 Byrne ..... D28/48  
 D254,692 S 4/1980 Del Re ..... D28/46  
 4,281,455 A 8/1981 Dixon et al. .... 30/47  
 D260,944 S 9/1981 Gray ..... D28/46  
 D266,960 S 11/1982 Gray et al. .... D28/48  
 4,403,414 A 9/1983 Kiraly et al. .... 30/57  
 4,413,411 A 11/1983 Trotta ..... 30/85  
 4,422,237 A 12/1983 Trotta ..... 30/85  
 D277,987 S 3/1985 Jacobson et al. .... D28/48  
 D293,036 S 12/1987 Iten et al. .... D28/48  
 D305,265 S 12/1989 Motta et al. .... D28/48  
 D307,334 S 4/1990 Ferraro et al. .... D28/46  
 D311,784 S 10/1990 Schwartz ..... D28/48  
 5,031,319 A 7/1991 Althaus et al. .... 30/85  
 5,041,319 A 8/1991 Becker et al. .... 30/85  
 5,331,740 A 7/1994 Carson, III et al. .... 30/50  
 D351,485 S 10/1994 Miskin ..... D28/46  
 D355,049 S 1/1995 Yasui ..... D28/48  
 5,533,263 A 7/1996 Gilder ..... 30/87

**FOREIGN PATENT DOCUMENTS**

EP 418726 1/1995 ..... B26B/21/52  
 GB 1565296 4/1980  
 GB 2139541 11/1984  
 RU 1481061 5/1989

\* cited by examiner

*Primary Examiner*—Jennifer Rivard  
 (74) *Attorney, Agent, or Firm*—Chester Cekala

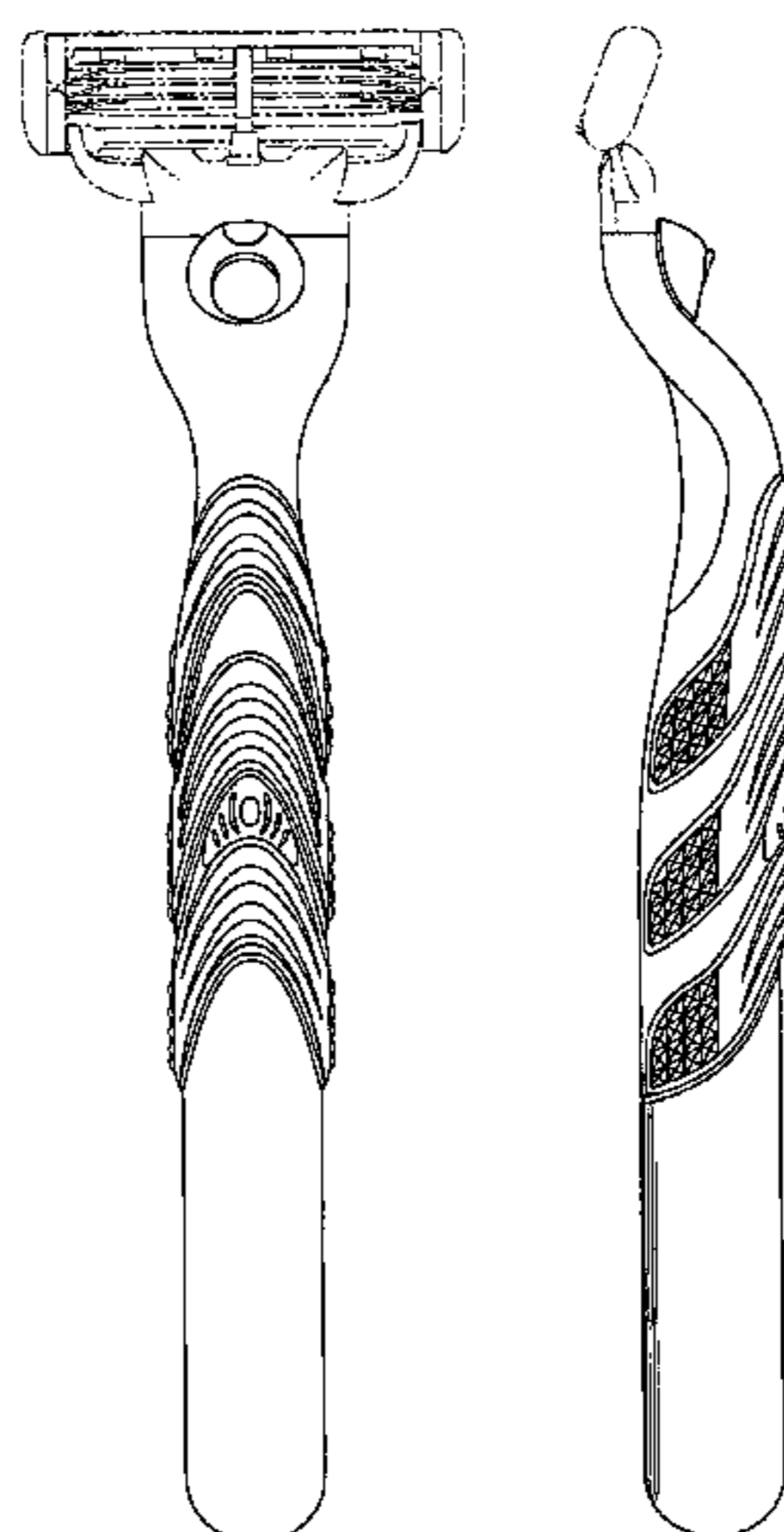
(57) **CLAIM**

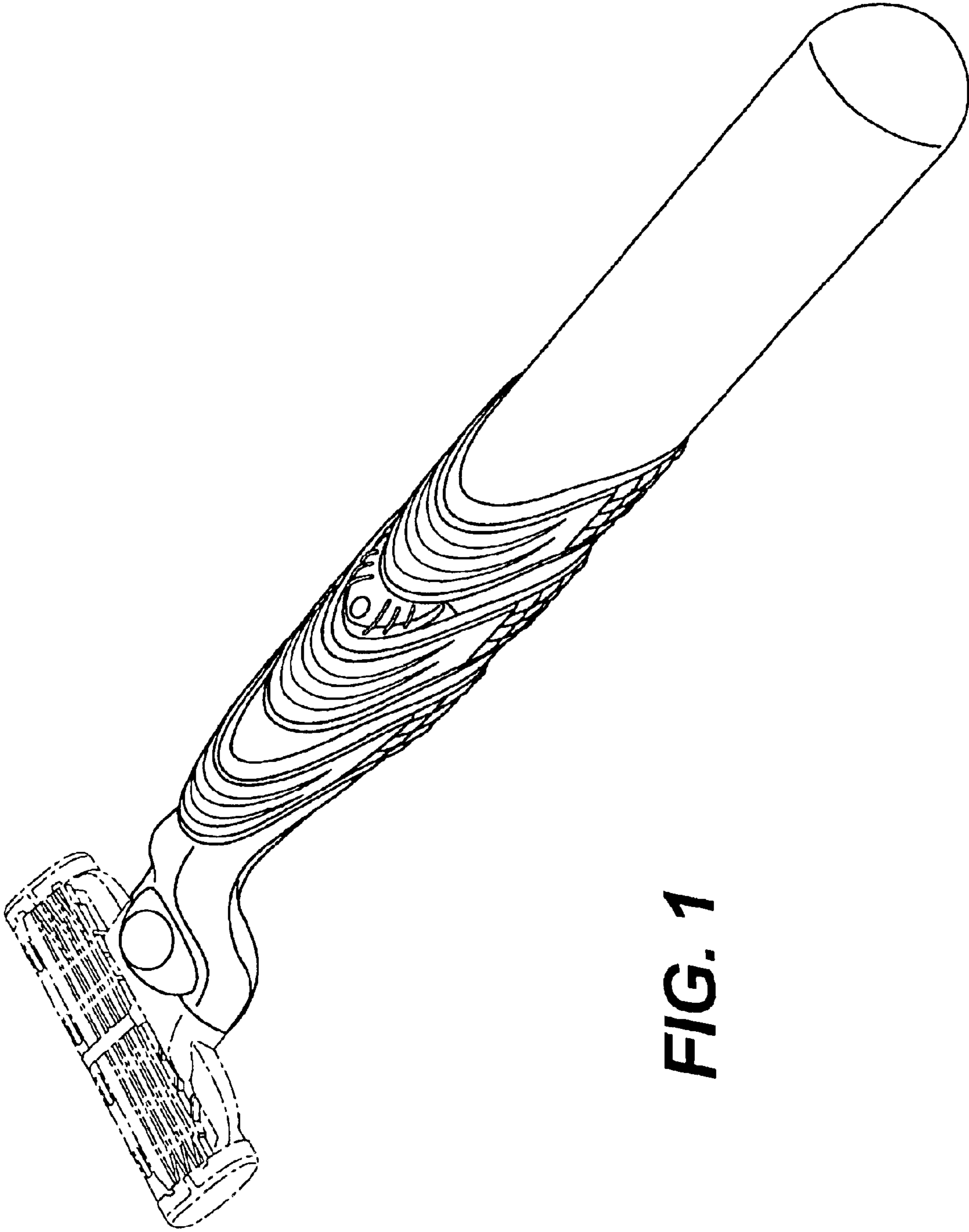
The ornamental design for a razor handle, as shown and described.

**DESCRIPTION**

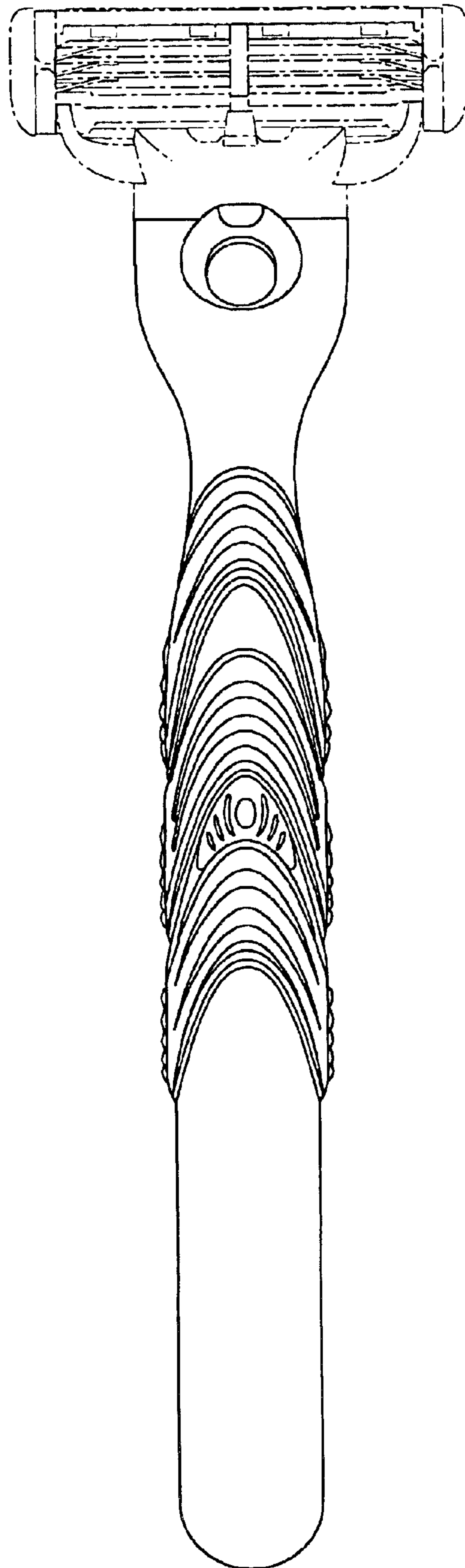
FIG. 1 is a top perspective view of a razor handle showing my new design;  
 FIG. 2 is a top plan view thereof;  
 FIG. 3 is a left side elevational view, the right side elevational view being a mirror image thereof;  
 FIG. 4 is a bottom plan view thereof;  
 FIG. 5 is a front elevational view thereof; and,  
 FIG. 6 is a rear elevational view thereof.  
 The broken lines showing the razor handle cartridge are for illustrative purposes only and form no part of the claimed design.

**1 Claim, 5 Drawing Sheets**



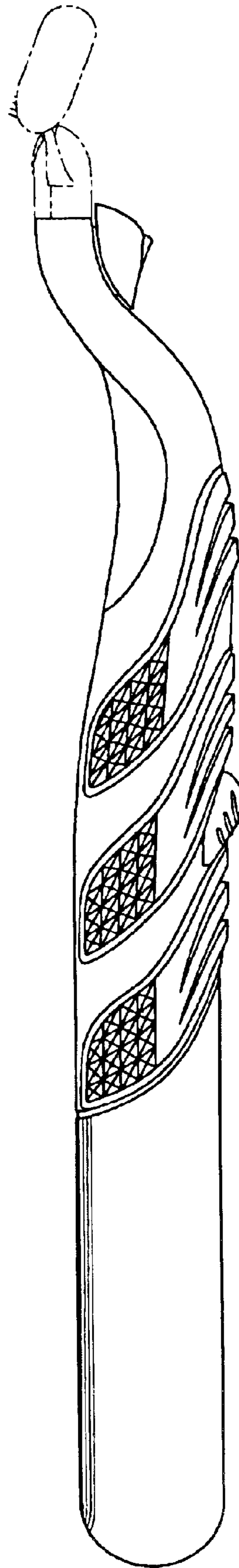


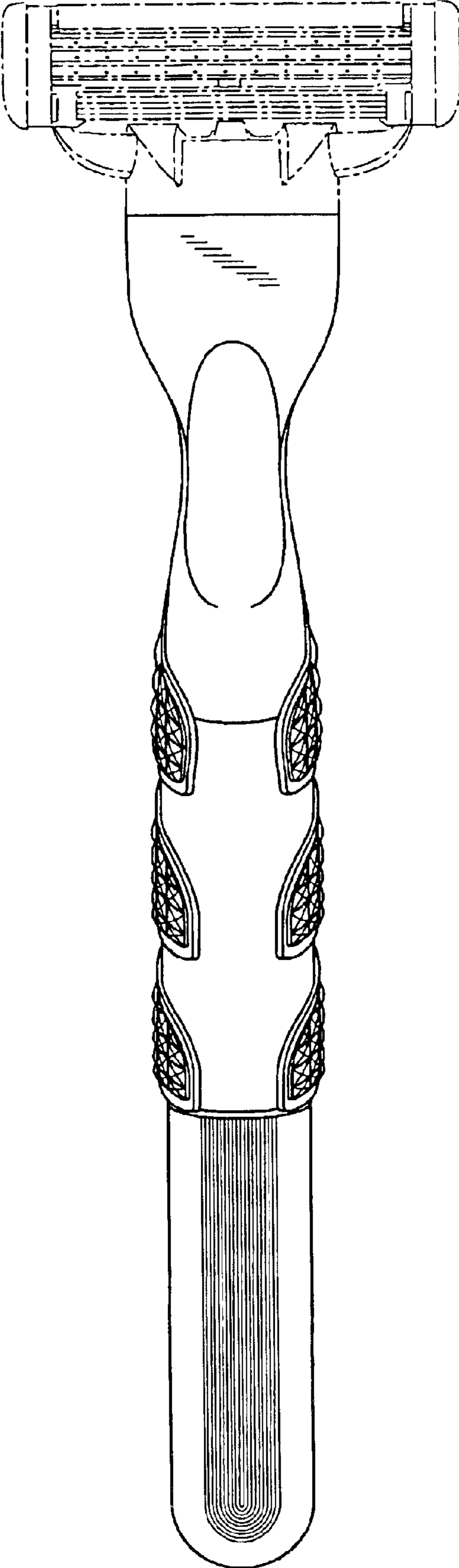
**FIG. 1**



**FIG. 2**

**FIG. 3**

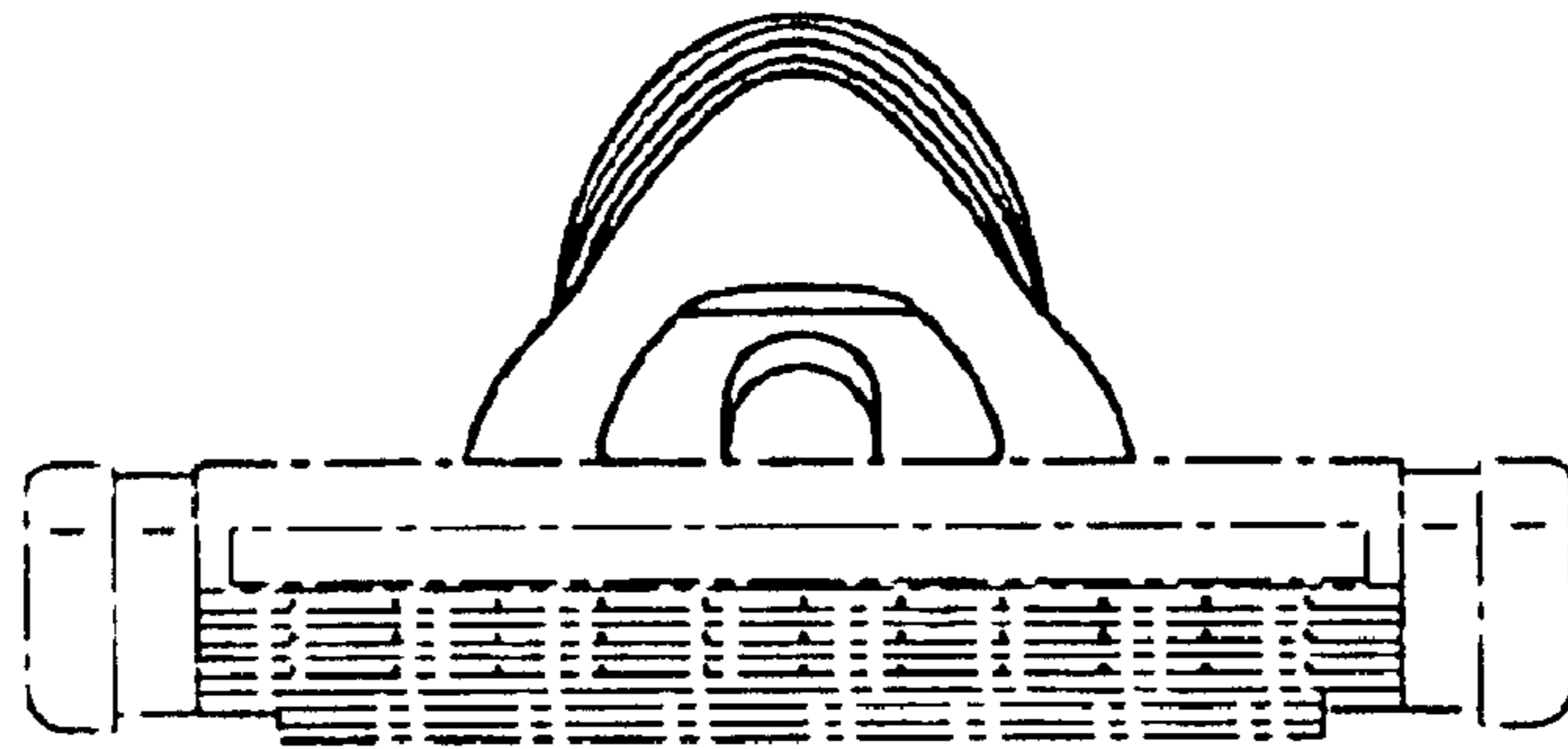




**FIG. 4**



**FIG. 5**



**FIG. 6**

