

US00D500172S

(12) **United States Design Patent**  
**Fields**

(10) **Patent No.:** **US D500,172 S**

(45) **Date of Patent:** **\*\* Dec. 21, 2004**

(54) **EXTENDED REACH RAZOR**

(76) **Inventor:** **Kenneth W. Fields**, 6425 Banks Ave.,  
Cocoa, FL (US) 32927

(\*\*) **Term:** **14 Years**

(21) **Appl. No.:** **29/205,766**

(22) **Filed:** **May 21, 2004**

(51) **LOC (7) Cl.** ..... **28-03**

(52) **U.S. Cl.** ..... **D28/46**

(58) **Field of Search** ..... D28/44, 44.1,  
D28/45-48; 30/32, 34.05, 34.1, 34.2, 41,  
47, 48, 50, 51, 57, 526-528, 532

(56) **References Cited**

**U.S. PATENT DOCUMENTS**

3,703,765 A	11/1972	Perez	
5,167,069 A *	12/1992	Quinn	30/527
D369,437 S *	4/1996	Armbruster et al.	D28/46
D370,742 S *	6/1996	Chase	D28/46

5,704,127 A	1/1998	Cordio
5,911,480 A	6/1999	Morgan
D431,681 S	10/2000	Seger
6,189,222 B1	2/2001	Doyle
6,266,888 B1	7/2001	Zowaski

\* cited by examiner

*Primary Examiner*—Jennifer Rivard

(57) **CLAIM**

The ornamental design for an extended reach razor, as shown and described.

**DESCRIPTION**

FIG. 1 is a side elevational view of an extended reach razor showing my new design; the opposite side view being a mirror image thereof;

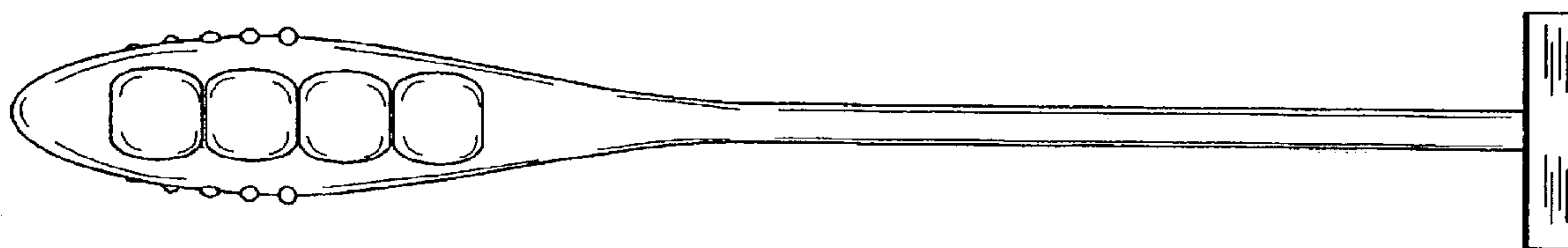
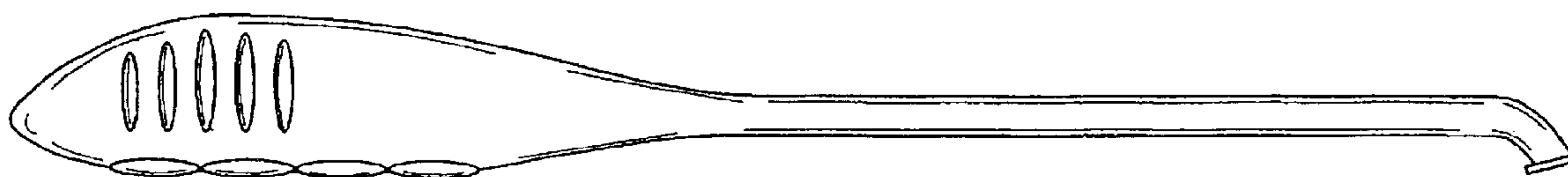
FIG. 2 is a front elevational view thereof;

FIG. 3 is a rear elevational view thereof;

FIG. 4 is a top plan view thereof; and,

FIG. 5 is a bottom plan view thereof.

**1 Claim, 3 Drawing Sheets**



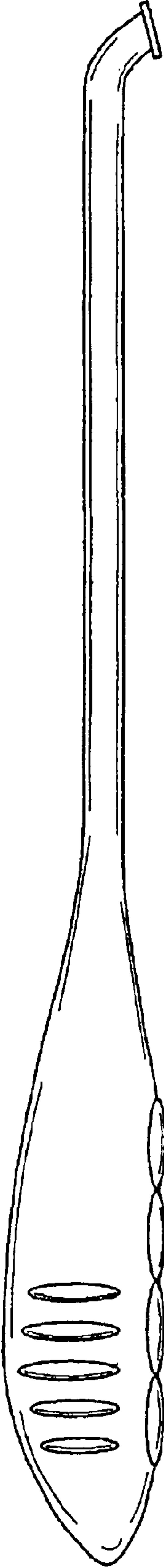


FIG. 1

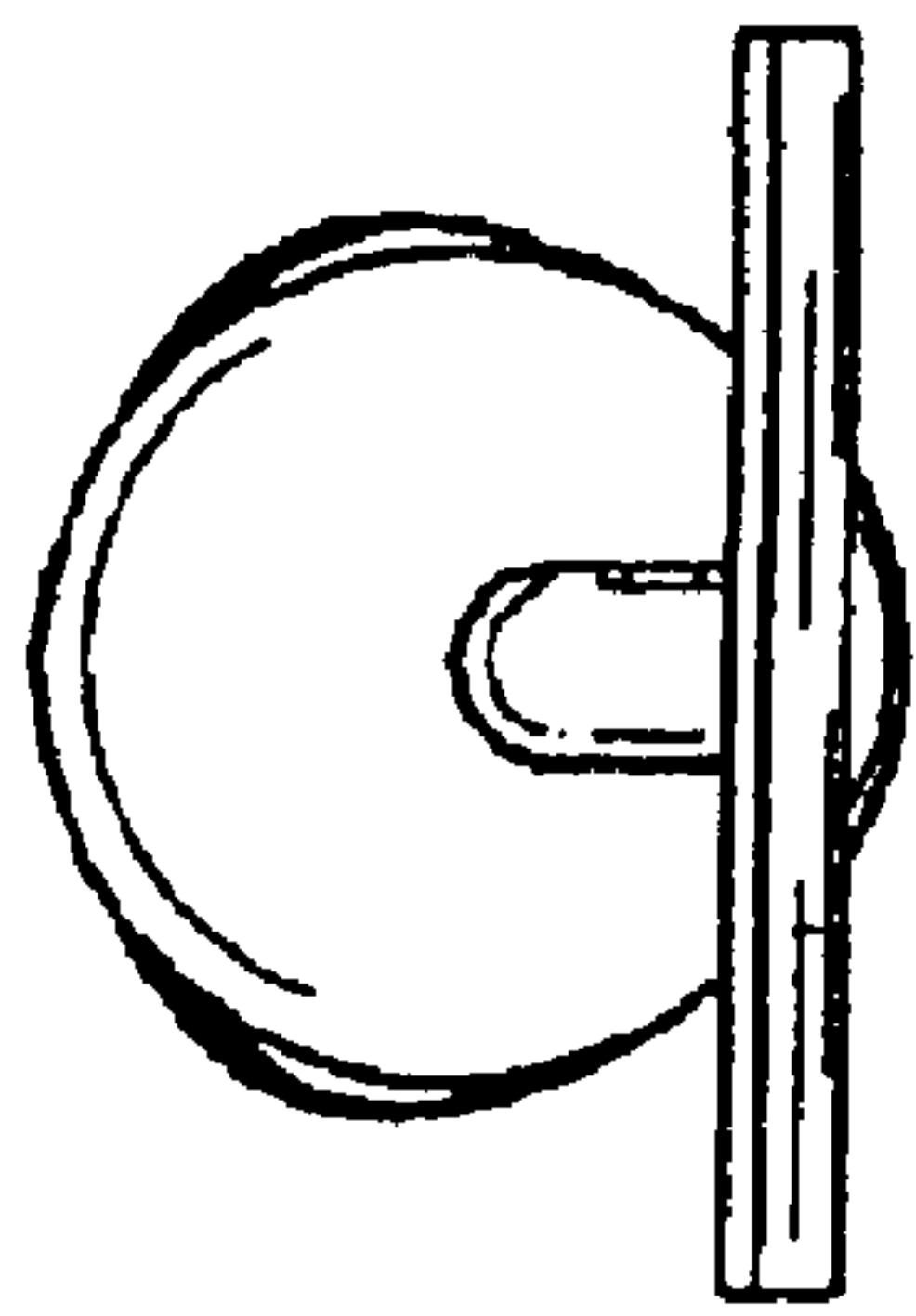


FIG. 2

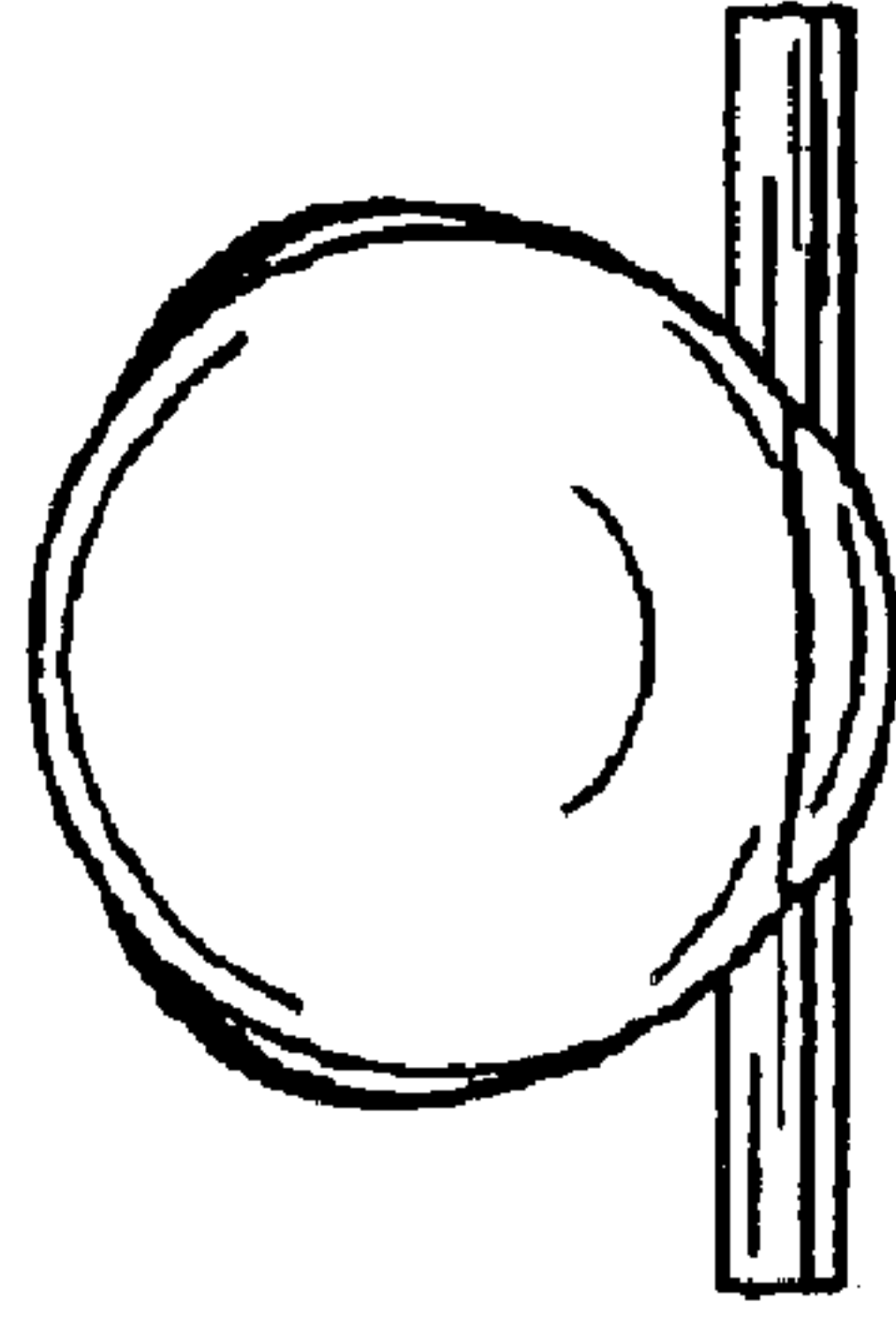


FIG. 3

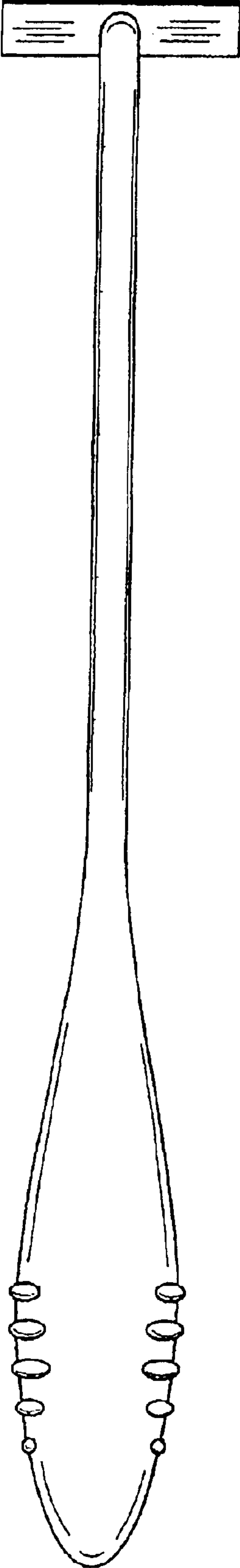


FIG. 4

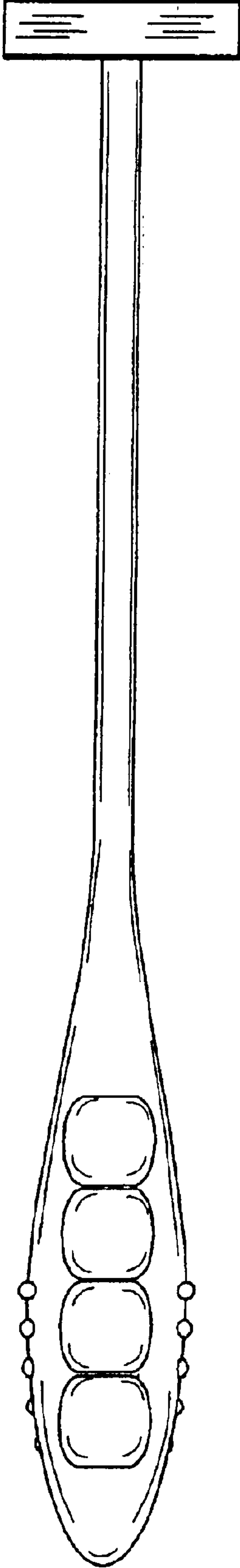


FIG. 5