



US00D500164S

(12) **United States Design Patent** (10) **Patent No.:** **US D500,164 S**
Chen (45) **Date of Patent:** **** Dec. 21, 2004**

(54) **DECORATIVE HOUSING OF LAMP**

(74) *Attorney, Agent, or Firm*—Troxell Law Office PLLC

(75) Inventor: **Wen T. Chen**, Hsinchu (TW)

(57) **CLAIM**

(73) Assignee: **Willis Electric Co., Ltd.**, Hsinchu (TW)

The ornamental design for a decorative housing of lamp, as shown and described.

(**) Term: **14 Years**

DESCRIPTION

(21) Appl. No.: **29/183,701**

FIG. 1 is an elevational view of a decorative housing of lamp showing my new design;

(22) Filed: **Jun. 17, 2003**

(51) **LOC (7) Cl.** **26-99**

FIG. 2 is a front elevational view thereof;

(52) **U.S. Cl.** **D26/118**

FIG. 3 is a rear elevational view thereof;

(58) **Field of Search** D26/118, 128–137;
362/351, 355, 360, 361, 362, 363

FIG. 4 is a left elevational view thereof;

(56) **References Cited**

FIG. 5 is a right elevational view thereof;

U.S. PATENT DOCUMENTS

FIG. 6 is a top plan elevational view thereof;

D79,723 S * 10/1929 Kopp D26/134
D487,818 S * 3/2004 Pu D26/118

FIG. 7 is a bottom plan elevational view thereof; and,

OTHER PUBLICATIONS


FIG. 8 is a cross-sectional view taken along line 8—8 in FIG. 2.

2140 Griffe 80, Vianne Catalog, p. 52, Oct. 1995.*

* cited by examiner

Primary Examiner—Jennifer Rivard

1 Claim, 5 Drawing Sheets






FIG. 1

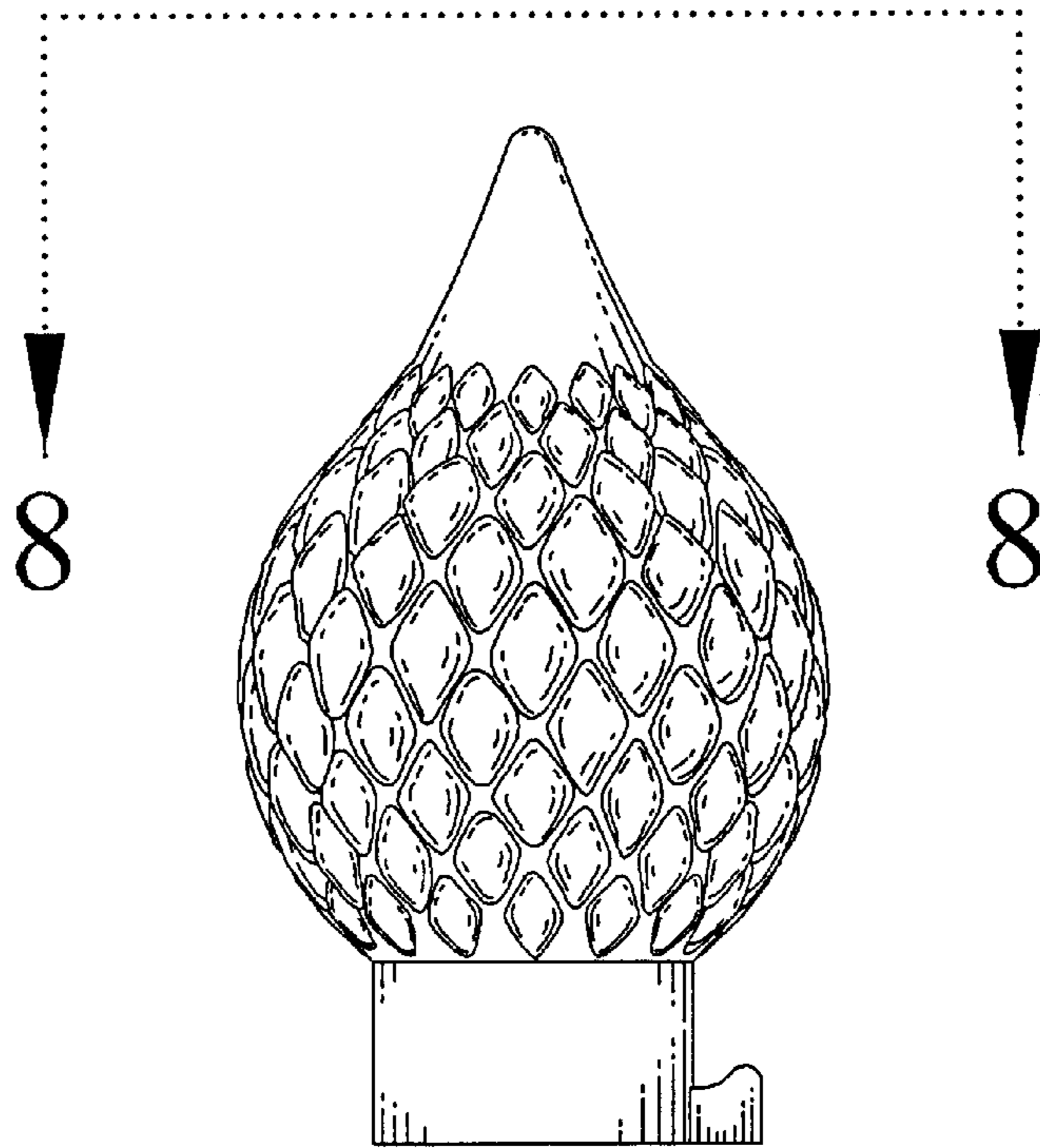


FIG. 2




FIG. 3




FIG. 4




FIG. 5

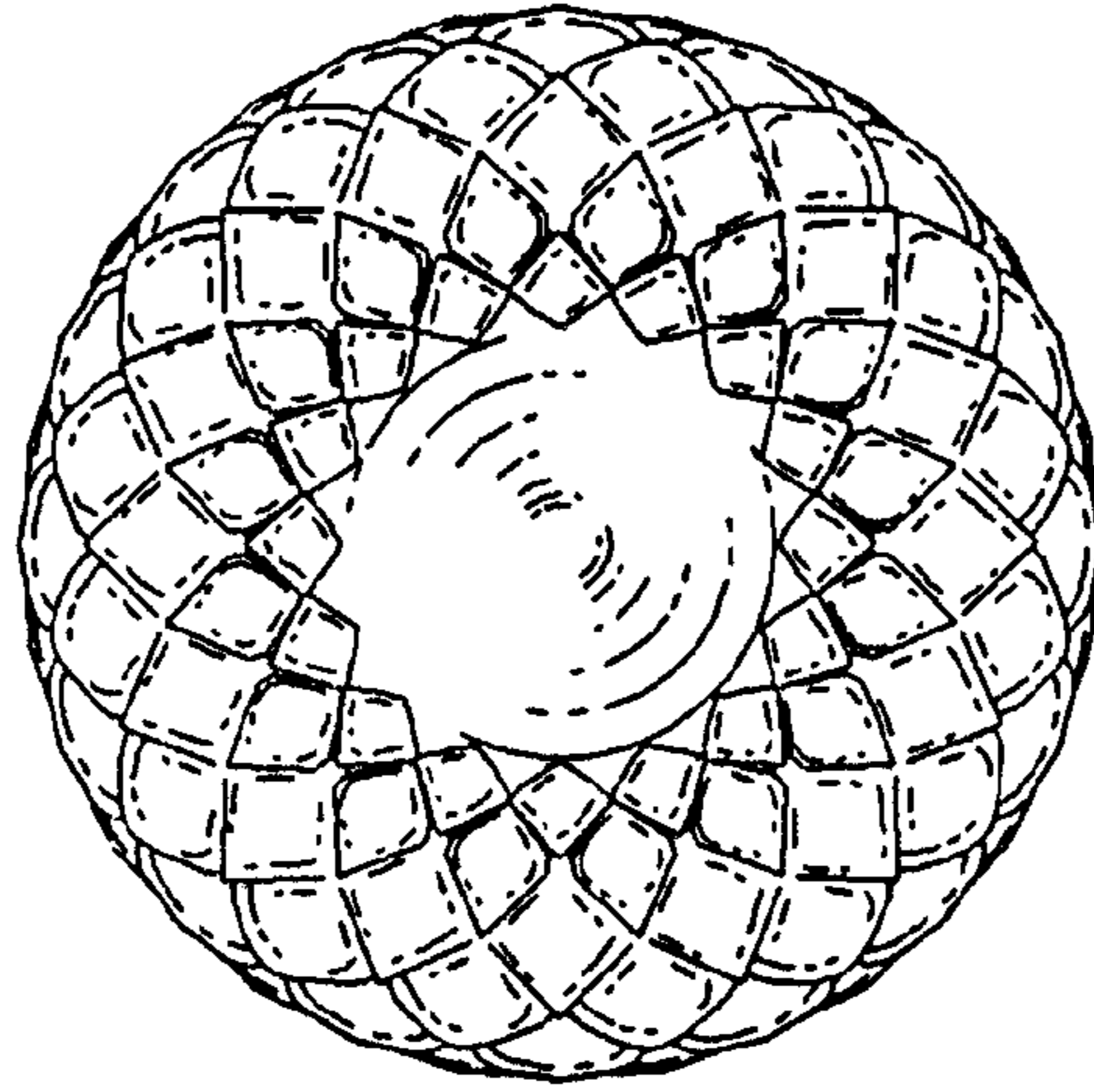


FIG. 6




FIG. 7

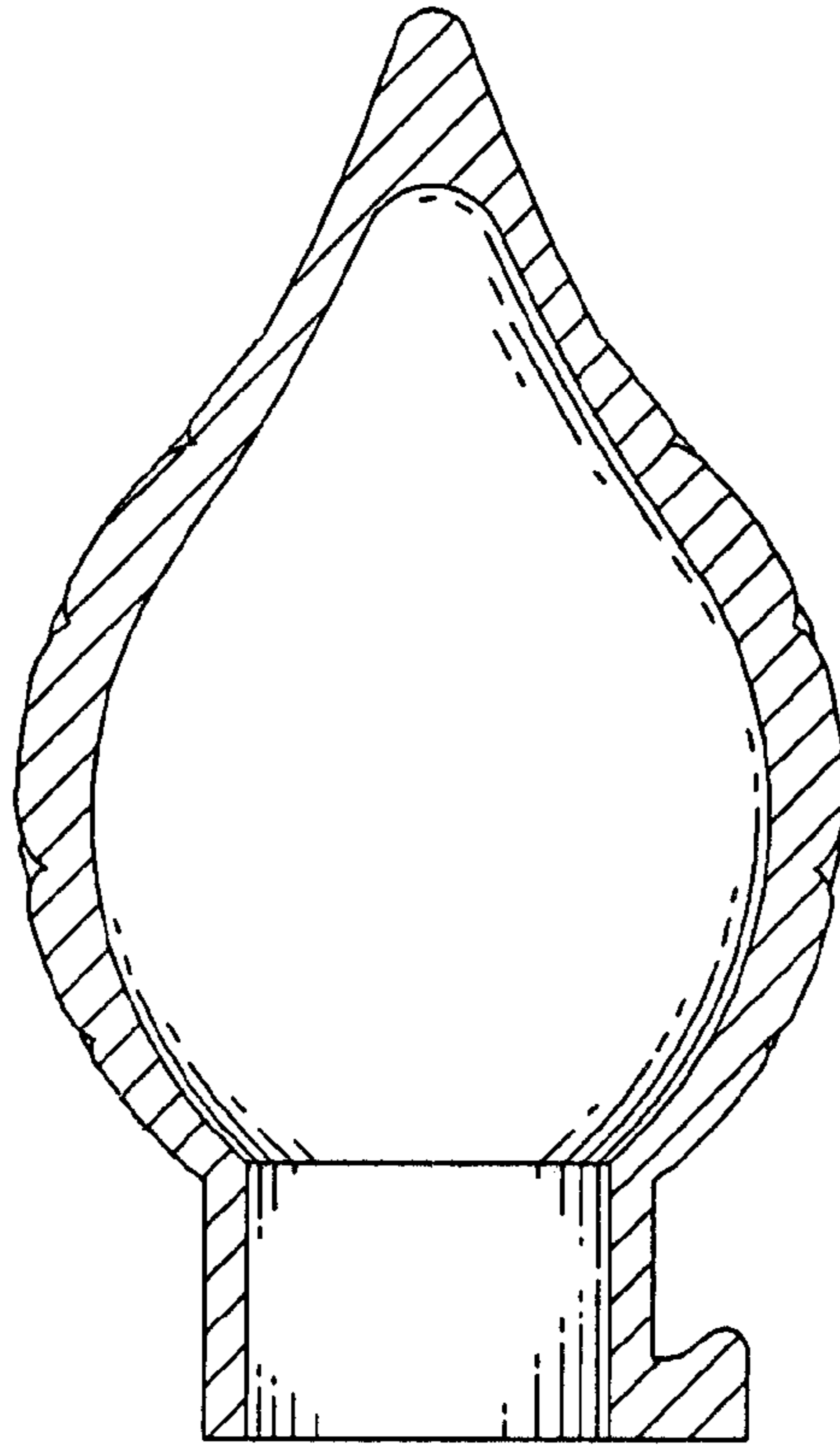


FIG. 8