

US00D500148S

(12) **United States Design Patent** (10) **Patent No.:** **US D500,148 S**  
**Westby et al.** (45) **Date of Patent:** **\*\* Dec. 21, 2004**

(54) **BALUSTER**

(75) Inventors: **Richard J. Westby**, Danbury, CT (US);  
**Kehinde Odunsi**, Wingdale, NY (US)

(73) Assignee: **Allwood Stillwell Stairs & Railings, Inc.**, Goldens Bridge, NY (US)

(\*\*) Term: **14 Years**

(21) Appl. No.: **29/202,122**

(22) Filed: **Mar. 26, 2004**

(51) **LOC (7) Cl.** ..... **25-01**

(52) **U.S. Cl.** ..... **D25/126**

(58) **Field of Search** ..... D25/126, 42, 43,  
D25/44; 52/720.2

(56) **References Cited**

**U.S. PATENT DOCUMENTS**

D422,369 S \* 4/2000 DeSouza ..... D25/126  
D465,584 S \* 11/2002 Green ..... D25/126

\* cited by examiner

*Primary Examiner*—Doris Clark  
(74) *Attorney, Agent, or Firm*—Connolly Bove Lodge & Hutz LLP; Myron K. Wyche

(57) **CLAIM**

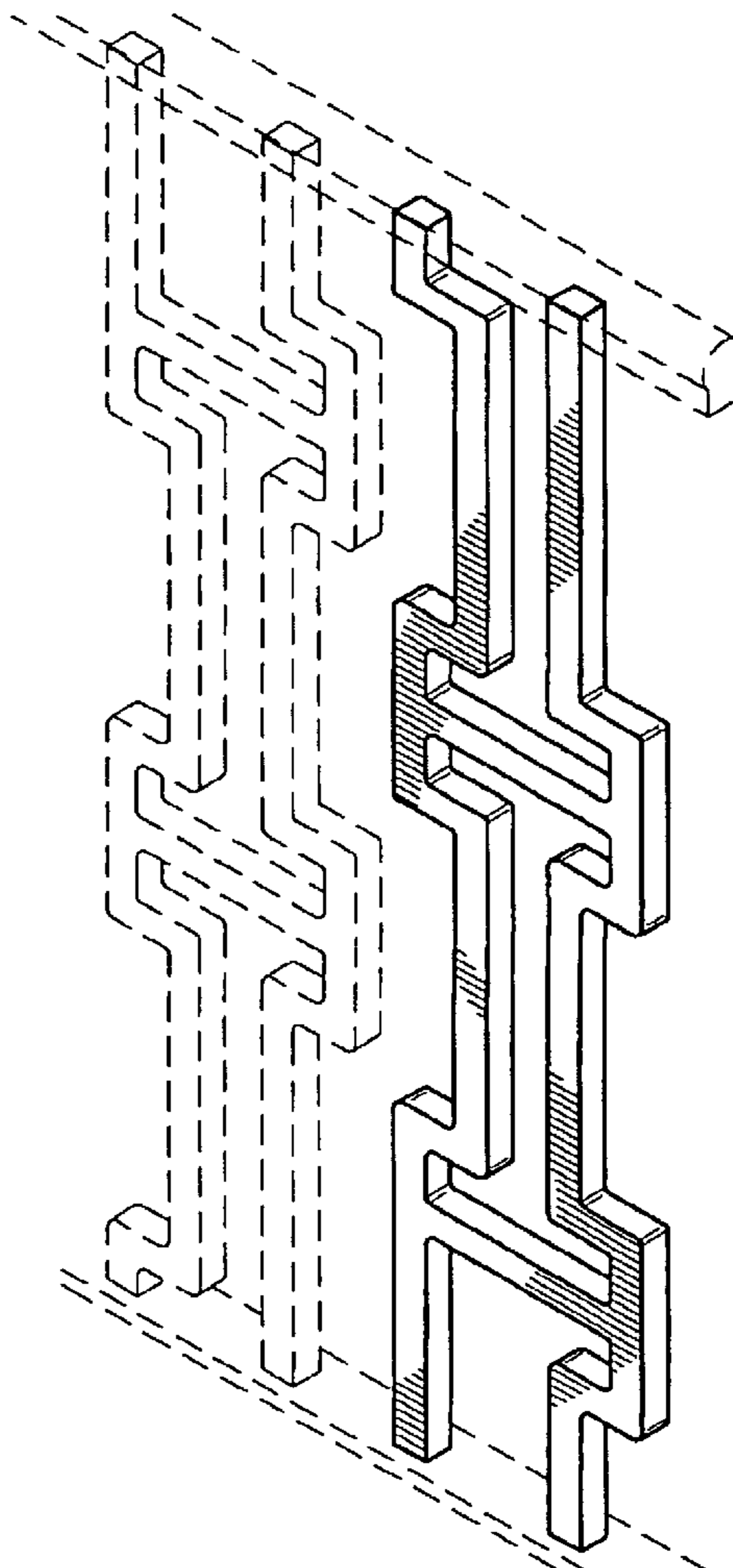
The ornamental design for a baluster, as shown and described.

**DESCRIPTION**

FIG. 1 is a top-front perspective view showing our new design;  
FIG. 2 is a left side elevational view thereof;  
FIG. 3 is a rear elevational view thereof;  
FIG. 4 is a right side elevational view thereof;  
FIG. 5 is a top plan view thereof; and,  
FIG. 6 is a bottom plan view thereof.

The broken lines are for illustrative purposes only and form no part of the claimed design.

**1 Claim, 1 Drawing Sheet**



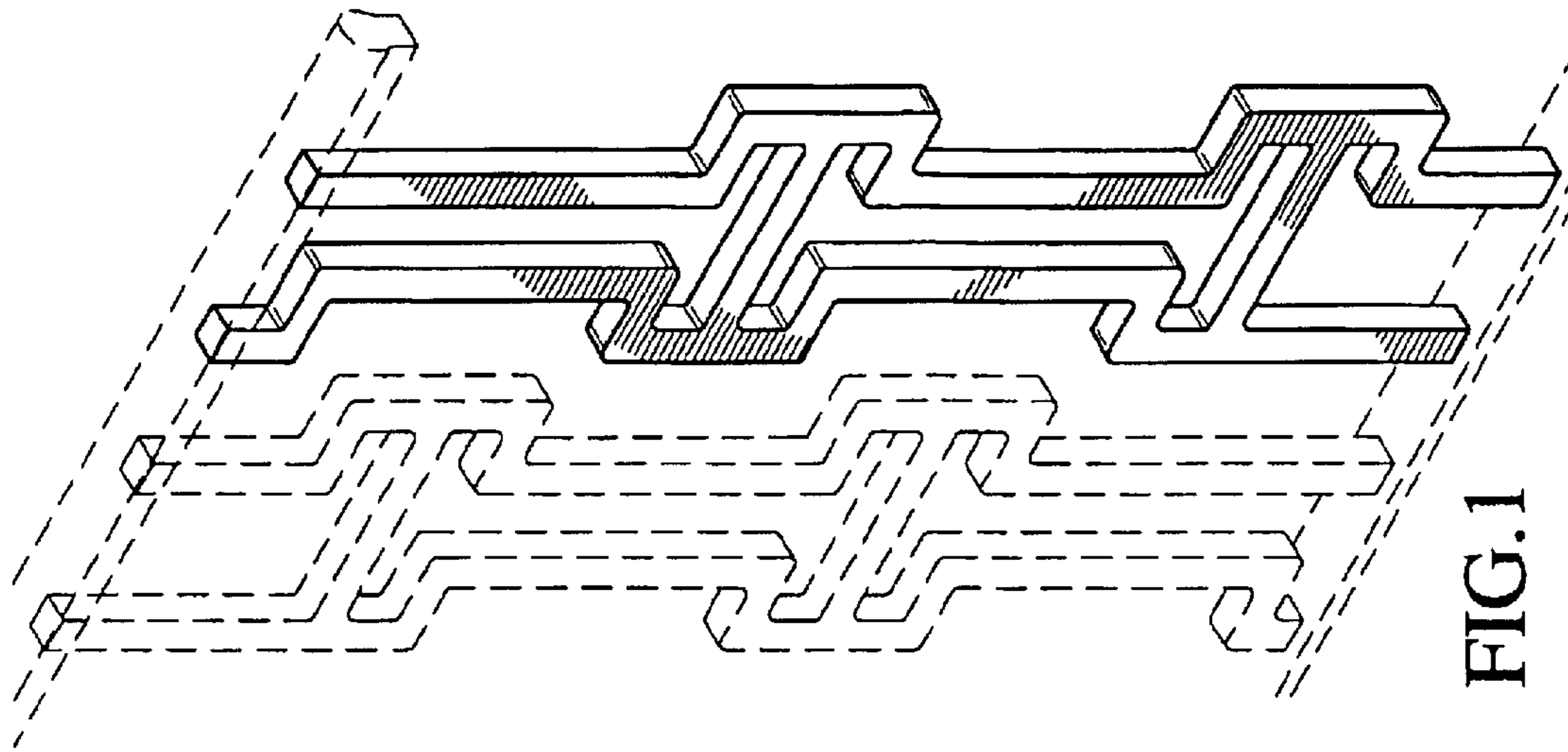


FIG. 1

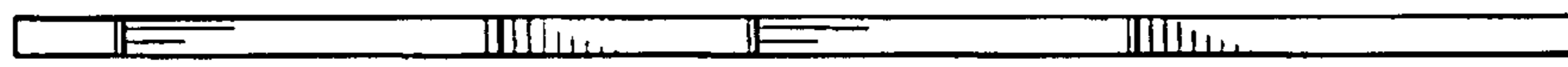


FIG. 2

FIG. 5

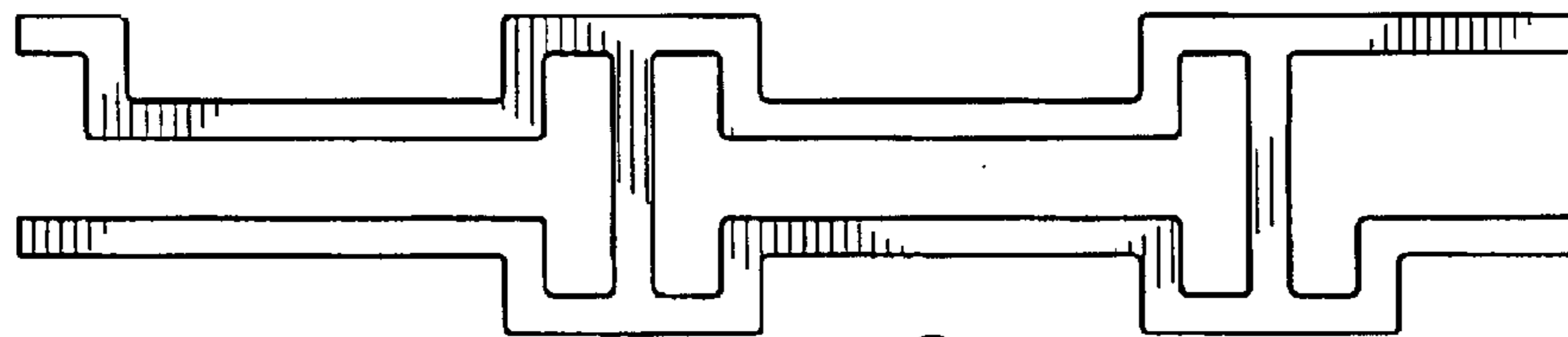


FIG. 3



FIG. 6

FIG. 4

