

US00D500140S

(12) **United States Design Patent** (10) **Patent No.:** **US D500,140 S**
Krahner et al. (45) **Date of Patent:** **** Dec. 21, 2004**

- (54) **THERMAL THERAPY PAD**
- (75) Inventors: **Angela M. Krahner**, San Diego, CA (US); **Lan Franklin**, Vista, CA (US)
- (73) Assignee: **DJ Orthopedics, LLC**, Vista, CA (US)
- (**) Term: **14 Years**
- (21) Appl. No.: **29/189,259**
- (22) Filed: **Aug. 29, 2003**
- (51) **LOC (7) Cl.** **24-04**
- (52) **U.S. Cl.** **D24/206**
- (58) **Field of Search** D24/206, 207, D24/190, 191; 607/108, 111, 96, 109, 114; 602/14, 61, 62

- 5,496,357 A 3/1996 Jensen et al.
- 5,507,792 A 4/1996 Mason et al.
- D383,546 S 9/1997 Amis et al.
- 5,683,439 A 11/1997 Jensen
- 5,806,335 A 9/1998 Herbert et al.
- 5,865,841 A 2/1999 Kolen et al.
- D425,996 S * 5/2000 Owen, Jr. D24/206
- 6,238,427 B1 5/2001 Matta
- 6,352,550 B1 3/2002 Gildersleeve et al.
- 2001/0018604 A1 8/2001 Elkins

FOREIGN PATENT DOCUMENTS

WO WO 94/00086 1/1994

* cited by examiner

Primary Examiner—Ian Simmons
(74) *Attorney, Agent, or Firm*—Knobbe, Martens, Olson & Bear, LLP

(56) **References Cited**

U.S. PATENT DOCUMENTS

- 222,690 A 12/1879 Goldschmidt
- 1,257,086 A 2/1918 Marcellus
- 2,769,892 A * 11/1956 Collins 607/111
- 3,178,559 A * 4/1965 Fogel et al. D24/206
- 3,463,161 A 8/1969 Andrassy
- 3,867,939 A 2/1975 Moore et al.
- 4,114,620 A 9/1978 Moore et al.
- 4,149,541 A 4/1979 Gammons et al.
- 4,575,097 A 3/1986 Brannigan et al.
- 5,050,620 A 9/1991 Cooper
- 5,080,089 A 1/1992 Mason et al.
- 5,086,771 A 2/1992 Molloy
- 5,230,335 A 7/1993 Johnson, Jr. et al.
- 5,241,951 A 9/1993 Mason et al.
- D340,526 S 10/1993 Molloy
- 5,277,695 A 1/1994 Johnson, Jr. et al.
- D345,609 S 3/1994 Mason et al.
- 5,314,455 A 5/1994 Johnson, Jr. et al.
- 5,324,319 A 6/1994 Mason et al.
- 5,409,500 A 4/1995 Dyrek
- 5,411,542 A 5/1995 Jensen
- 5,417,720 A 5/1995 Mason
- 5,449,379 A 9/1995 Hadtke
- 5,466,250 A 11/1995 Johnson, Jr. et al.
- 5,476,489 A 12/1995 Koewler
- 5,476,490 A 12/1995 Silver

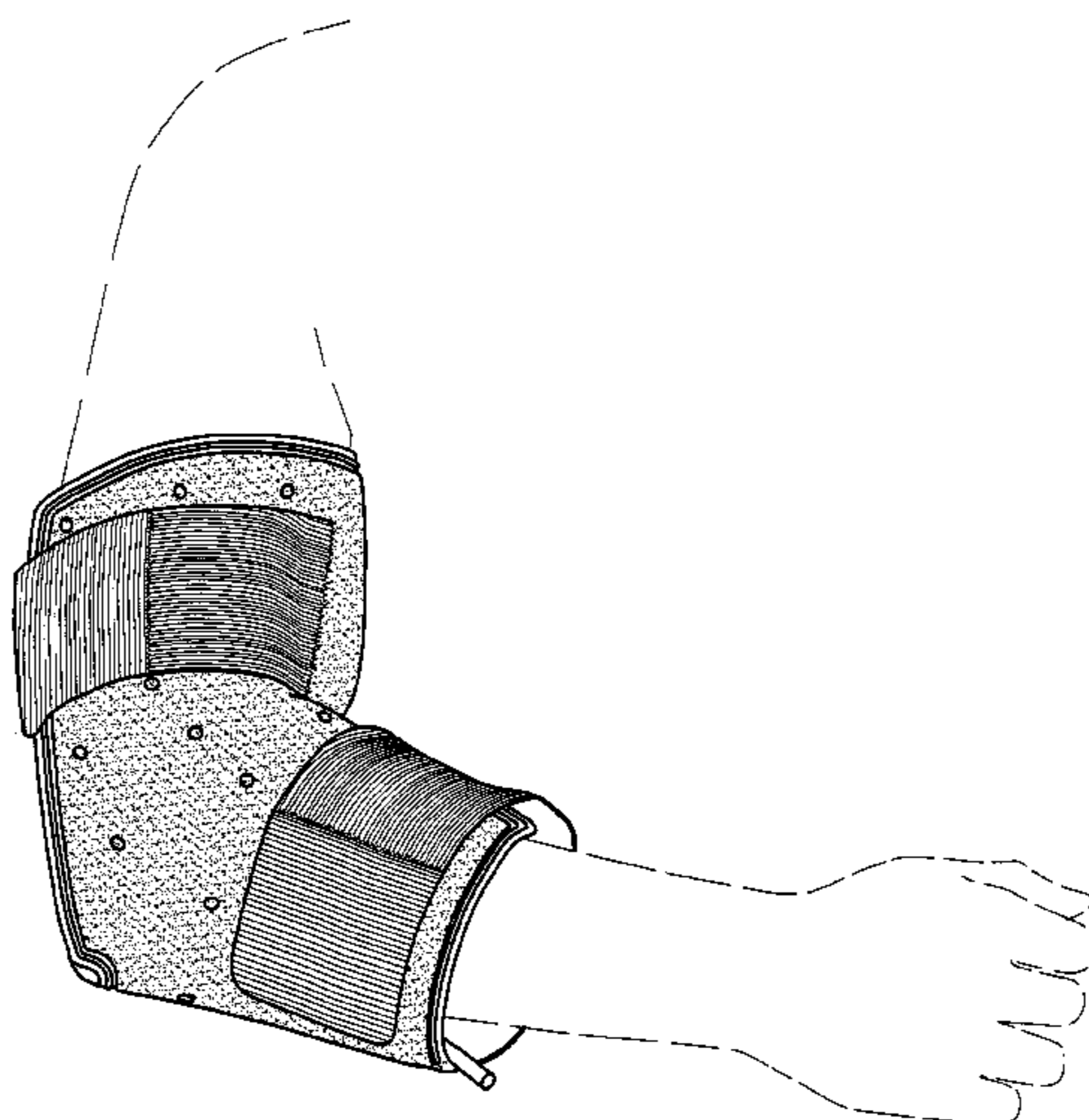
(57) **CLAIM**

The ornamental design for a thermal therapy pad, as shown and described.

DESCRIPTION

FIG. 1 is a front perspective view of a preferred embodiment of the thermal therapy pad according to the present design, illustrating the pad applied to a wearer's elbow; FIG. 2 is a top plan view of the thermal therapy pad of FIG. 1; FIG. 3 is a bottom plan view of the thermal therapy pad of FIG. 1; FIG. 4 is a front elevational view of the thermal therapy pad of FIG. 1; FIG. 5 is a rear elevational view of the thermal therapy pad of FIG. 1; FIG. 6 is a right-side elevational view of the thermal therapy pad of FIG. 1; and, FIG. 7 is a left-side elevational view of the thermal therapy pad of FIG. 1. Phantom lining, where used, is for illustrative purposes only and is not intended to limit the claimed design to the features shown in phantom.

1 Claim, 5 Drawing Sheets



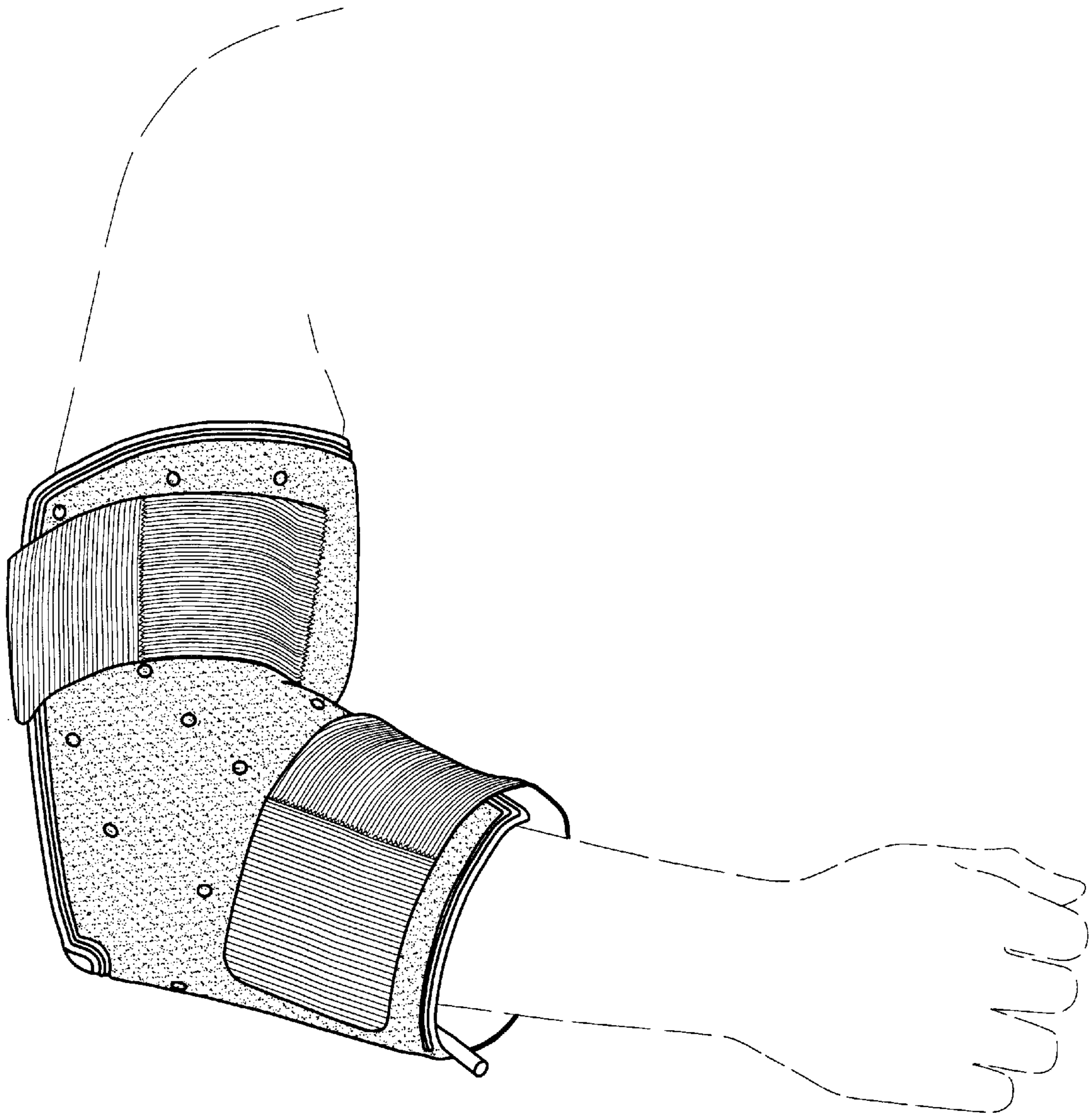


FIG. 1

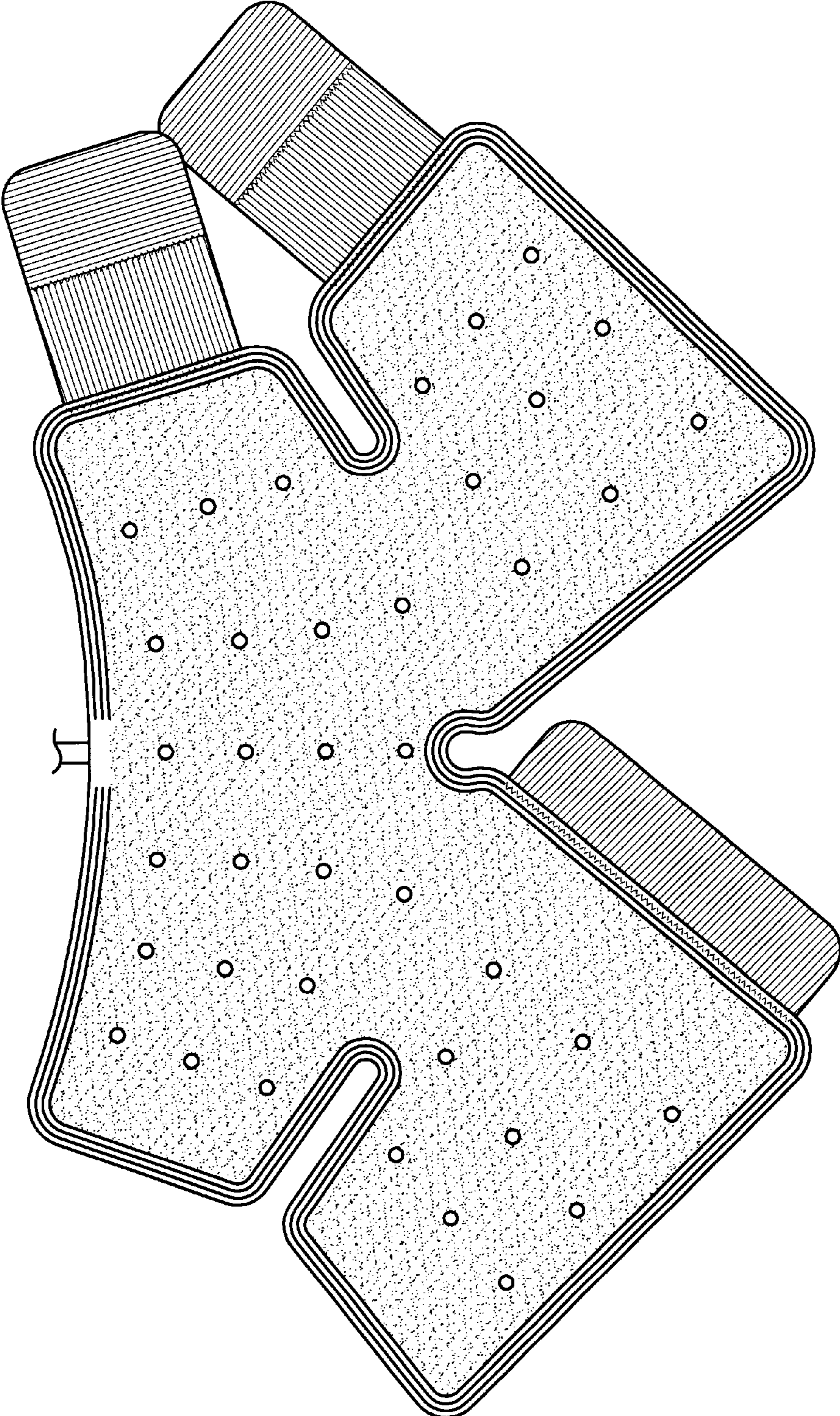


FIG. 2

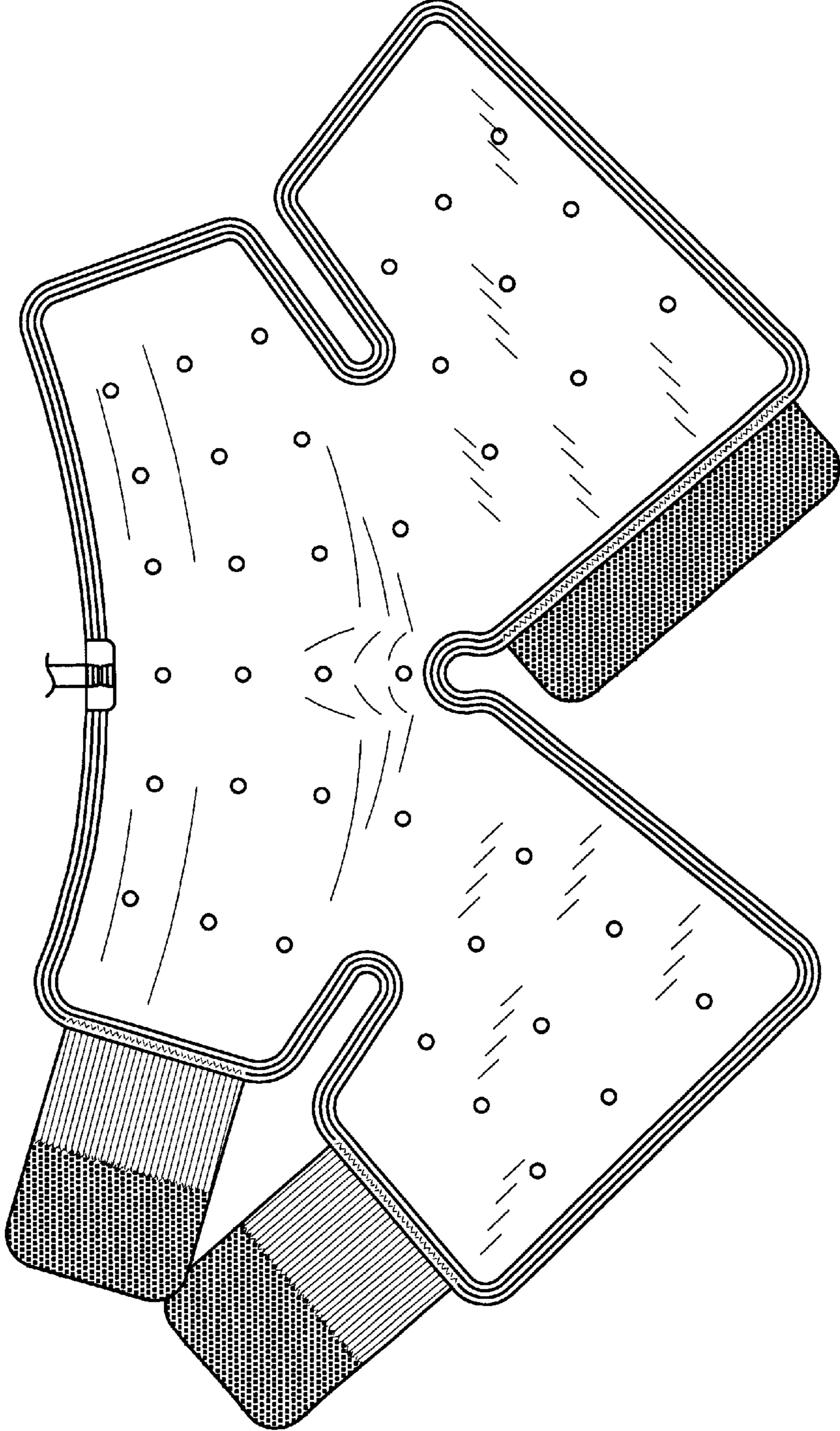


FIG. 3



FIG. 4



FIG. 5




FIG. 6

FIG. 7