

US00D500137S

(12) **United States Design Patent**
Hely

(10) **Patent No.:** **US D500,137 S**

(45) **Date of Patent:** **** *Dec. 21, 2004**

(54) **TENDONITIS STRAP**

5,759,167 A * 6/1998 Shields, Jr. et al. 602/26
6,080,124 A * 6/2000 Falk et al. 602/26

(75) **Inventor:** **John P. Hely**, Oxnard, CA (US)

* cited by examiner

(73) **Assignee:** **Weber Orthopedic, Inc.**, Santa Paula, CA (US)

Primary Examiner—Stella Reid

(74) *Attorney, Agent, or Firm*—William W. Haefliger

(*) **Notice:** This patent is subject to a terminal disclaimer.

(57) **CLAIM**

The ornamental design for a tendonitis strap, as shown and described.

(**) **Term:** **14 Years**

DESCRIPTION

(21) **Appl. No.:** **29/119,045**

FIG. 1 is a front elevation of a first modified form of the tendonitis strap;

(22) **Filed:** **Feb. 23, 2000**

FIG. 2 is a rear elevation of the FIG. 1 tendonitis strap;

(51) **LOC (7) Cl.** **24-04**

FIG. 3 is a left side elevation of the FIG. 1 tendonitis strap;

(52) **U.S. Cl.** **D24/190**

FIG. 4 is a right side elevation of the FIG. 1 tendonitis strap;

(58) **Field of Search** D24/190, 192;
602/26, 21, 23, 62, 64; 2/24, 911

FIG. 5 is a top plan view of the FIG. 1 tendonitis strap;

FIG. 6 is a bottom plan view of the FIG. 1 tendonitis strap;

FIG. 7 is a front elevation of a third modified form of the tendonitis strap; and,

FIG. 8 is a rear elevation of the FIG. 7 tendonitis strap.

(56) **References Cited**

U.S. PATENT DOCUMENTS

4,334,528 A * 6/1982 Gauvry 602/26

1 Claim, 3 Drawing Sheets

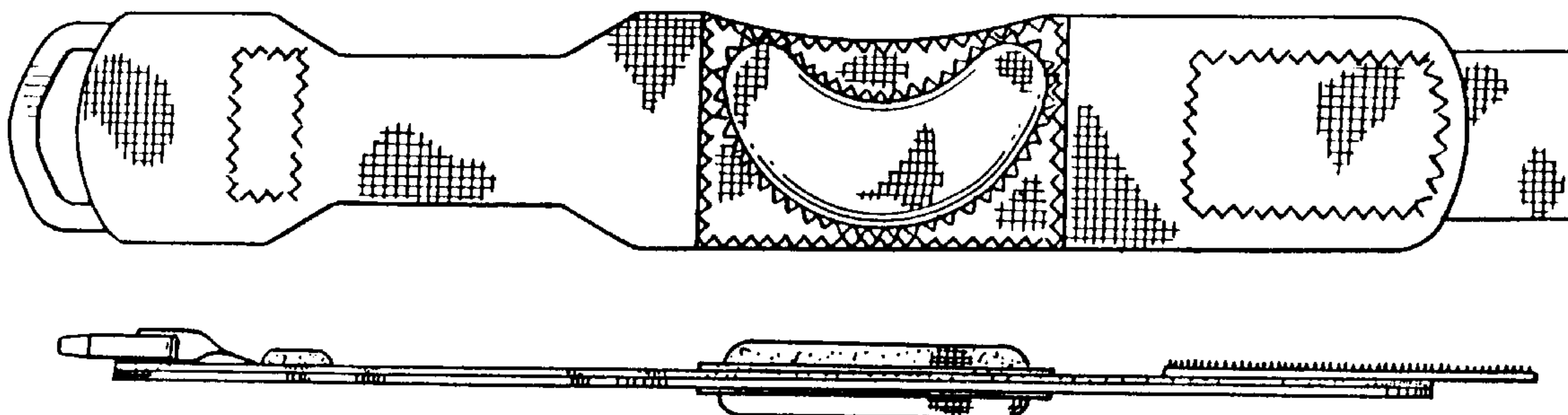


FIG. 1.

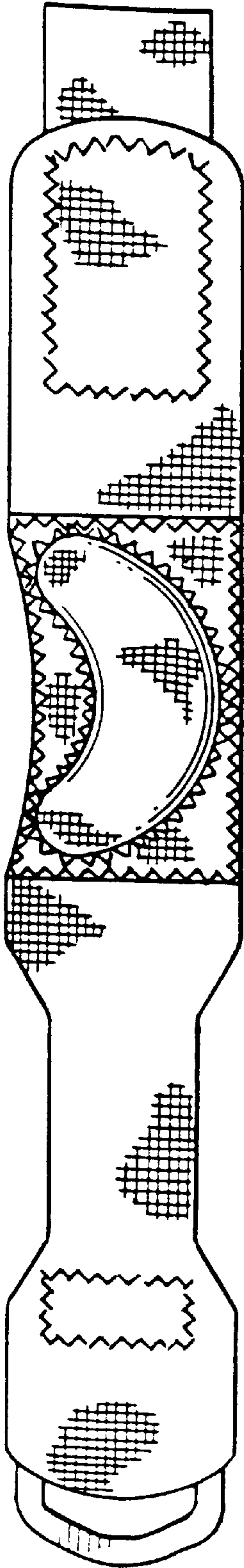


FIG. 2.

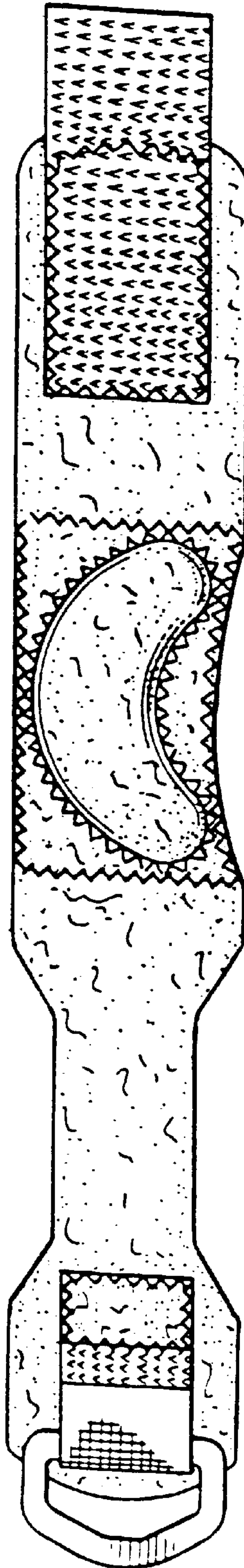


FIG. 3.




FIG. 4.

FIG. 5.



FIG. 6.




FIG. 7.




FIG. 8.

