



US00D500136S

(12) **United States Design Patent**  
**Rehkemper et al.**

(10) **Patent No.: US D500,136 S**  
(45) **Date of Patent: \*\* Dec. 21, 2004**

(54) **ORAL CLEANING DEVICE**

FOREIGN PATENT DOCUMENTS

(75) Inventors: **Steven Rehkemper**, Chicago, IL (US);  
**Peter Greenley**, Chicago, IL (US)

GB 2093594 \* 9/2000

\* cited by examiner

(73) Assignee: **Rehco, LLC**, Chicago, IL (US)

*Primary Examiner*—Charles A. Rademaker

(\*\*) Term: **14 Years**

(57) **CLAIM**

(21) Appl. No.: **29/203,381**

The ornamental design for an oral cleaning device, as shown and described.

(22) Filed: **Apr. 15, 2004**

**DESCRIPTION**

**Related U.S. Application Data**

(62) Division of application No. 29/178,454, filed on Mar. 27, 2003, now Pat. No. Des. 492,996, which is a continuation of application No. 10/315,730, filed on Dec. 10, 2002, now Pat. No. 6,689,078.

FIG. 1 is a perspective view of the oral cleaning device showing the new design;

FIG. 2 is a top elevation view of the oral cleaning device shown in FIG. 1;

FIG. 3 is a front elevation view of the oral cleaning device shown in FIG. 1;

(51) **LOC (7) Cl.** ..... **24-04**

(52) **U.S. Cl.** ..... **D24/152**

(58) **Field of Search** ..... D24/152; 601/162;  
15/29

FIG. 4 is a rear elevation view of the oral cleaning device shown in FIG. 1;

FIG. 5 is a left side elevation view of the oral cleaning device shown in FIG. 1; and,

FIG. 6 is a right side elevation view of the oral cleaning device shown in FIG. 1.

(56) **References Cited**

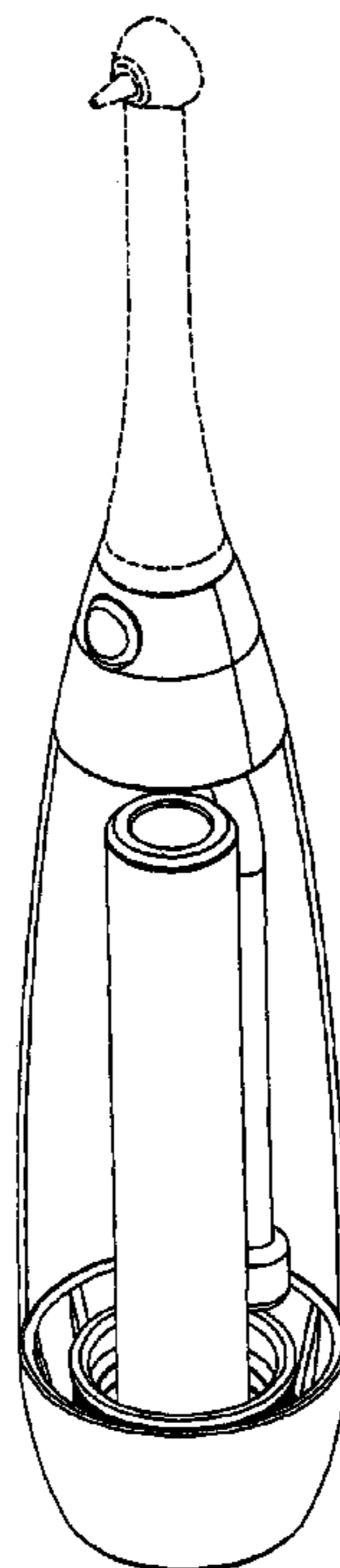
**U.S. PATENT DOCUMENTS**

4,452,238 A \* 6/1984 Kerr ..... 601/162  
4,534,340 A \* 8/1985 Kerr et al. .... 601/162  
6,047,429 A \* 4/2000 Wu ..... 15/29  
6,170,107 B1 \* 1/2001 George et al. .... 15/24  
D459,809 S \* 7/2002 Mangione ..... D24/152  
6,648,641 B1 \* 11/2003 Viltro et al. .... 433/80  
6,689,078 B1 \* 2/2004 Rehkemper et al. .... 601/162

The bottom elevation view of the embodiments herein is flat and unornamented.

Broken lines shown in the drawings show environmental structure and are for illustrative purposes only and form no part of the claimed design.

**1 Claim, 3 Drawing Sheets**



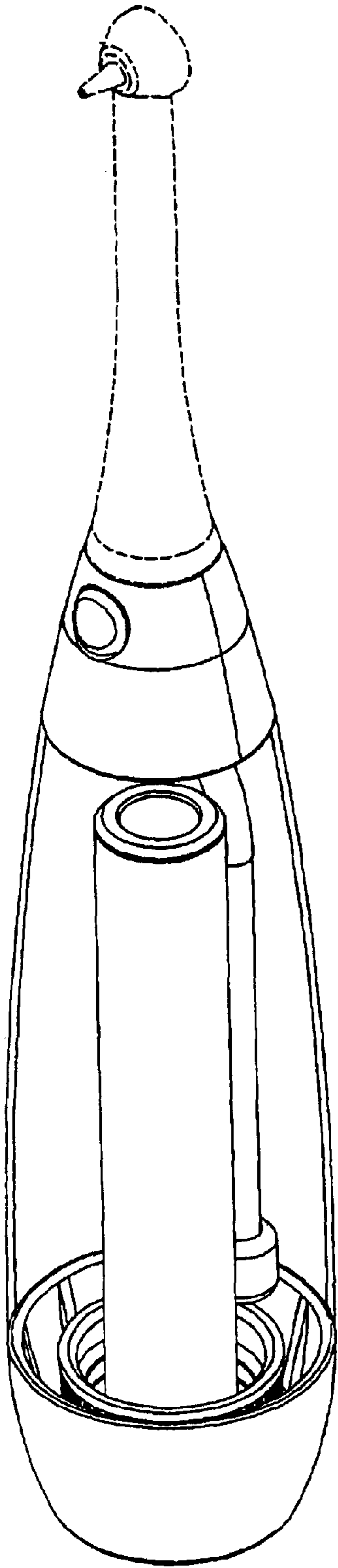


FIG 1

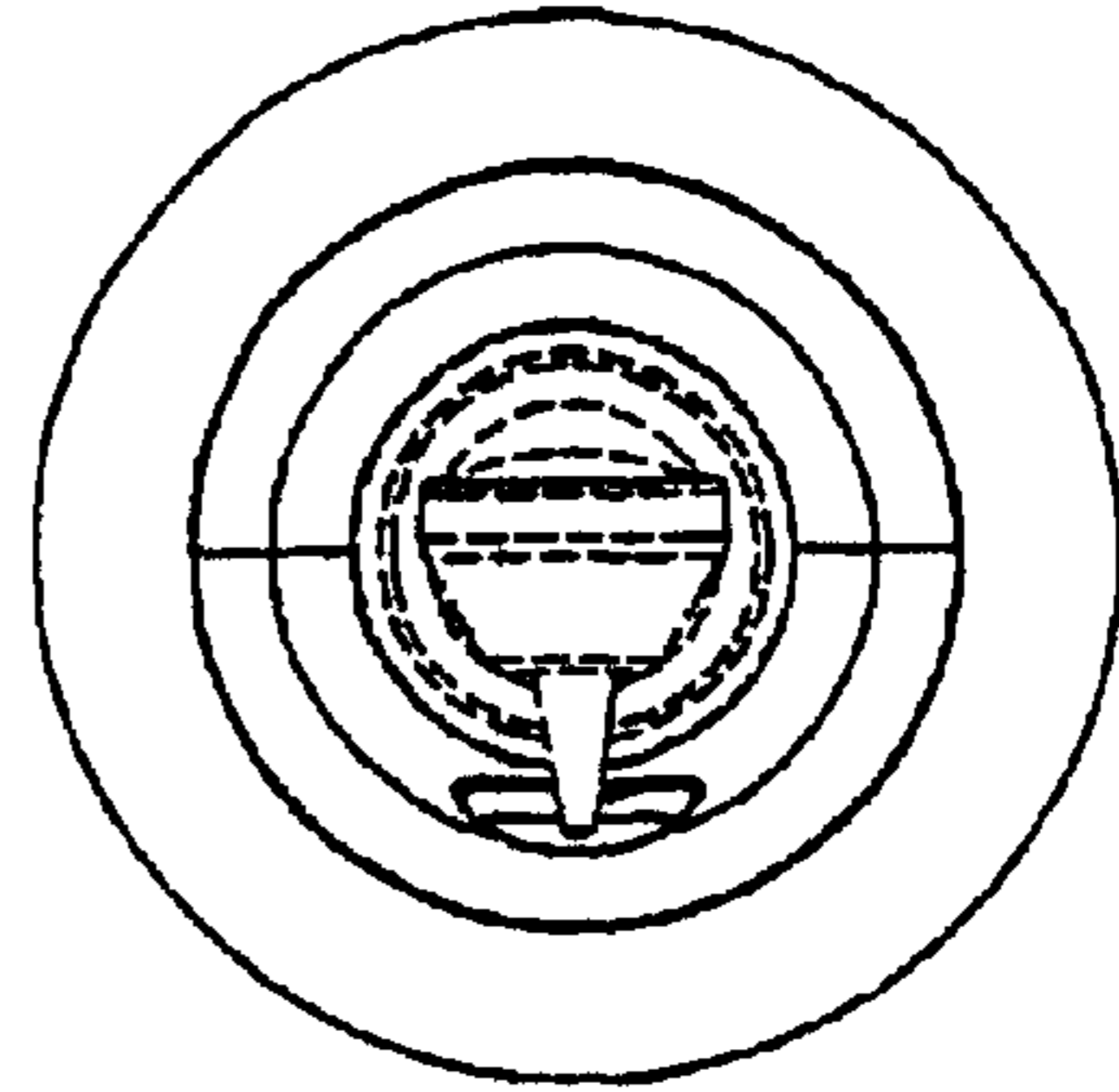


FIG 2

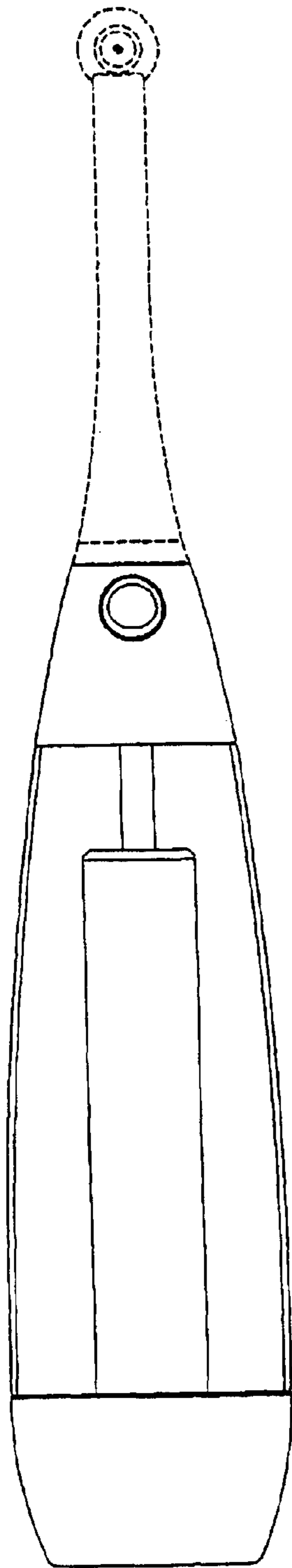


FIG 3

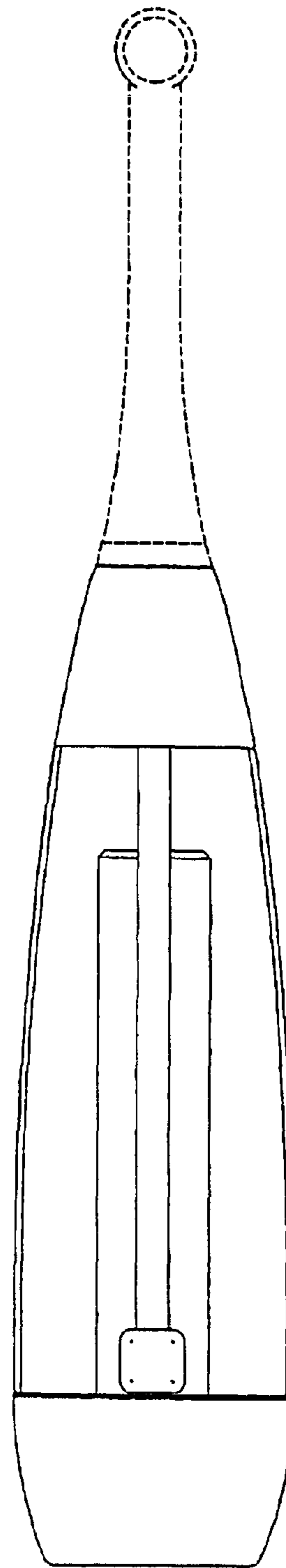


FIG 4

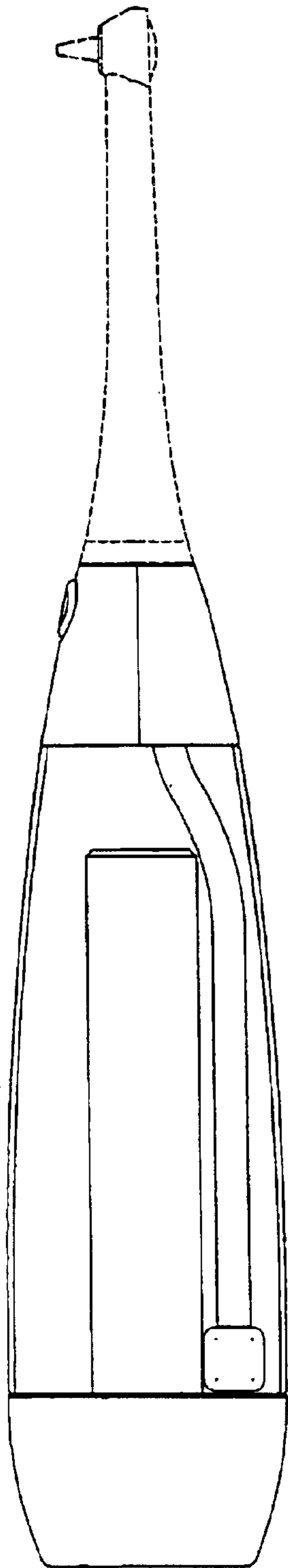


FIG 5

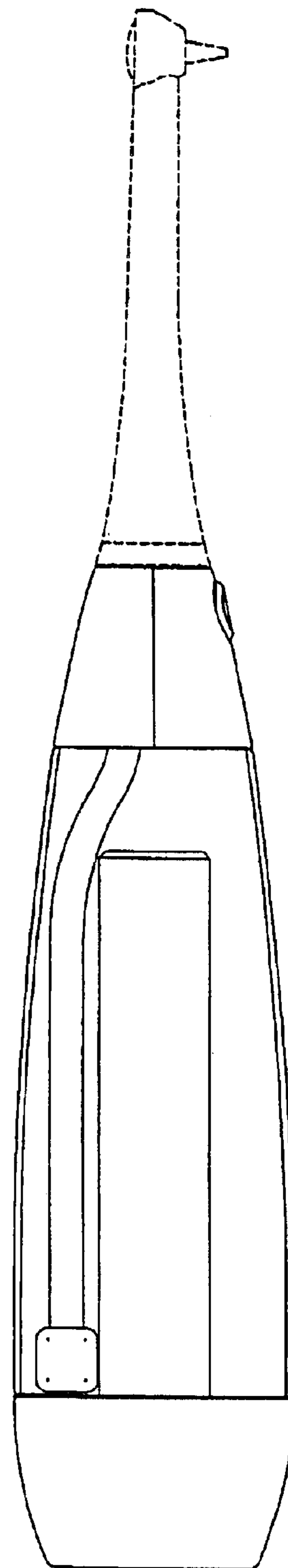


FIG 6