

US00D500135S

(12) **United States Design Patent**
Ripich et al.

(10) **Patent No.: US D500,135 S**

(45) **Date of Patent: ** Dec. 21, 2004**

(54) **HANDLE FOR TONGUE CLEANING DEVICE**

(75) Inventors: **Robert J. Ripich**, Canton, OH (US);
James W. Bower, Canton, OH (US)

(73) Assignee: **Biocurv Medical Instruments, Inc.**,
Canton, OH (US)

(**) Term: **14 Years**

(21) Appl. No.: **29/201,542**

(22) Filed: **Mar. 16, 2004**

Related U.S. Application Data

(62) Division of application No. 29/139,117, filed on Mar. 23,
2001, now Pat. No. Des. 487,803.

(51) **LOC (7) Cl.** **24-02**

(52) **U.S. Cl.** **D24/147; D7/401.2; D24/133**

(58) **Field of Search** D24/147, 133,
D24/146; D4/108, 111, 104, 138, 112, 113;
606/161; 433/141; D7/401.2, 652, 650,
649, 653, 642, 645

(56) **References Cited**

U.S. PATENT DOCUMENTS

D307,376 S * 4/1990 Kawasaki D7/652

D411,938 S * 7/1999 Morrison D7/401.2
6,171,323 B1 * 1/2001 Potti et al. 606/161
D438,305 S * 2/2001 Ripich et al. D24/147
D479,605 S * 9/2003 Ripich et al. D24/147

* cited by examiner

Primary Examiner—Ian Simmons

(74) *Attorney, Agent, or Firm*—Zollinger & Burleson

(57) **CLAIM**

The ornamental design for the handle for tongue cleaning
device, as shown and described.

DESCRIPTION

FIG. 1 is a top plan view of the handle for tongue cleaning
device.

FIG. 2 is a side elevation view of FIG. 1;

FIG. 3 is a front elevation view of FIG. 1;

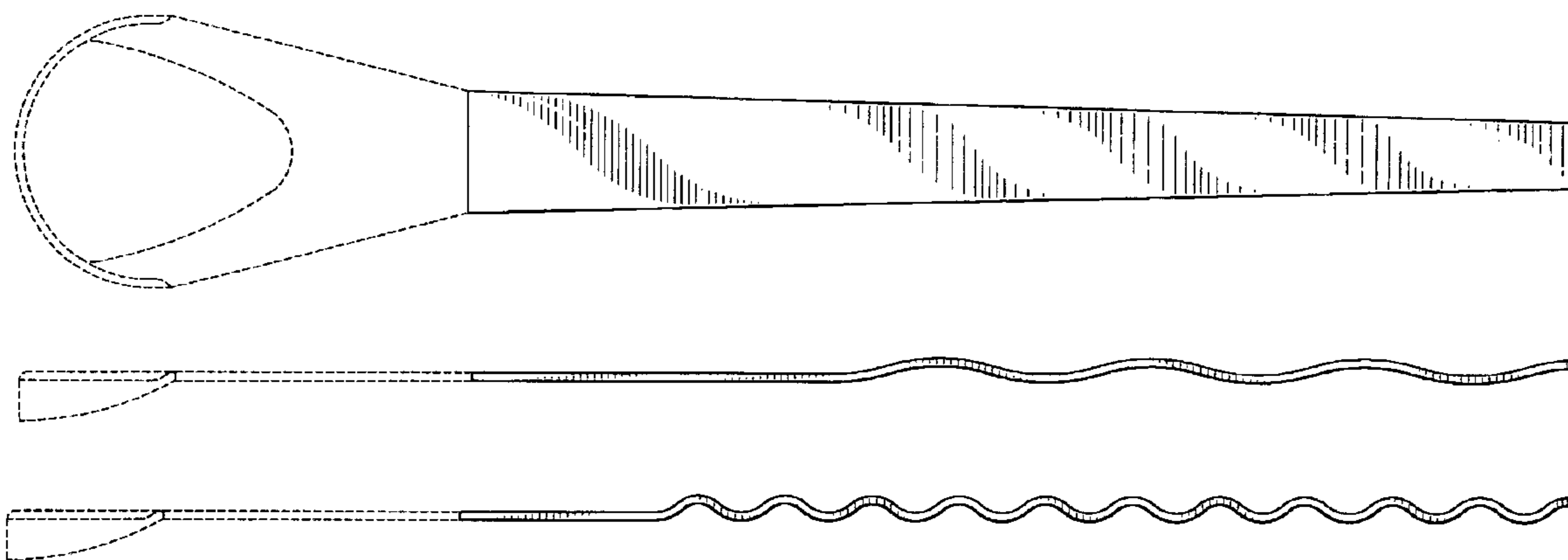
FIG. 4 is a top plan view of a second embodiment of the
handle for tongue cleaning device.

FIG. 5 is a side elevation view of FIG. 4; and,

FIG. 6 is a front elevation view of FIG. 4.

The dashed lines show an exemplary application for the
handle for tongue cleaning device and form no part of the
claimed design.

1 Claim, 2 Drawing Sheets



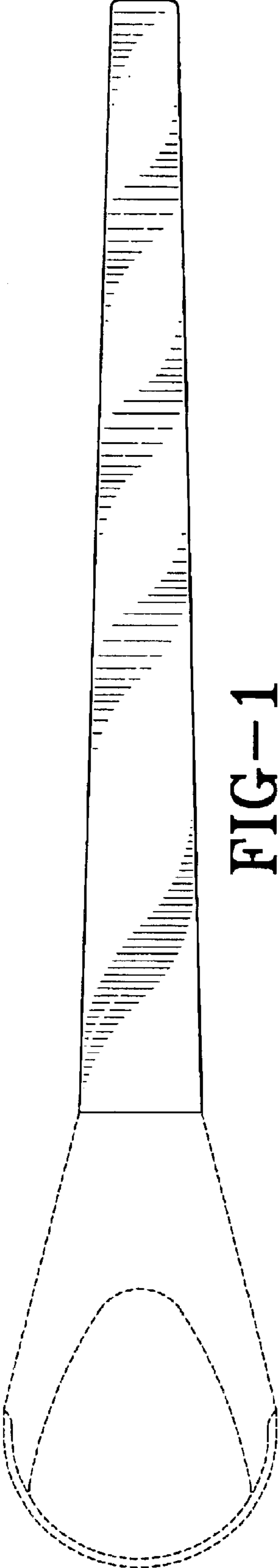


FIG-1

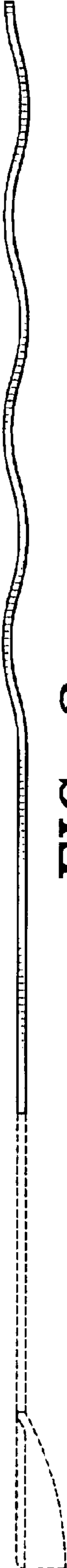


FIG-2

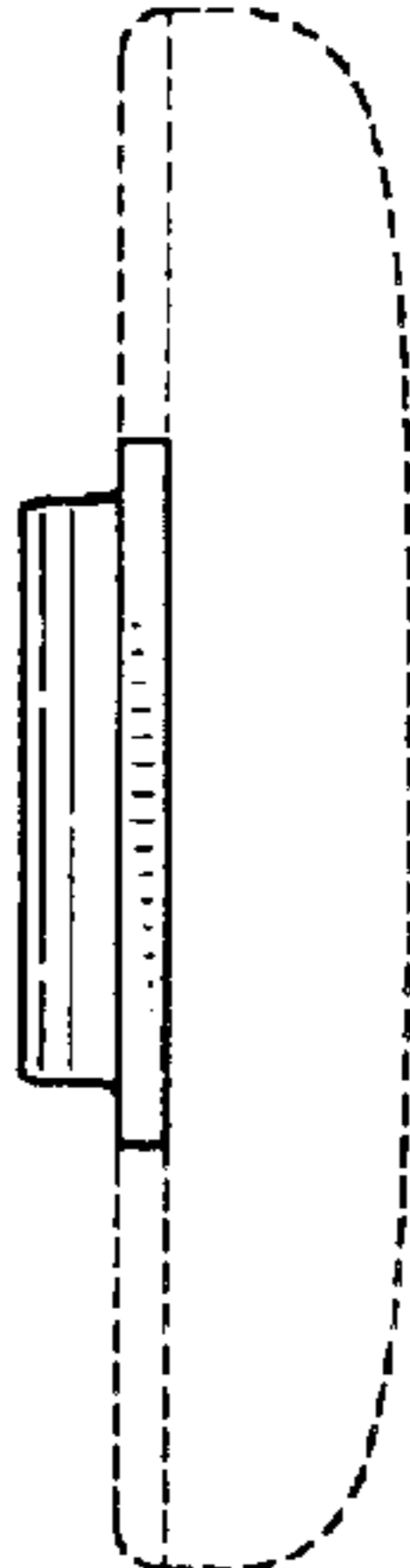


FIG-3

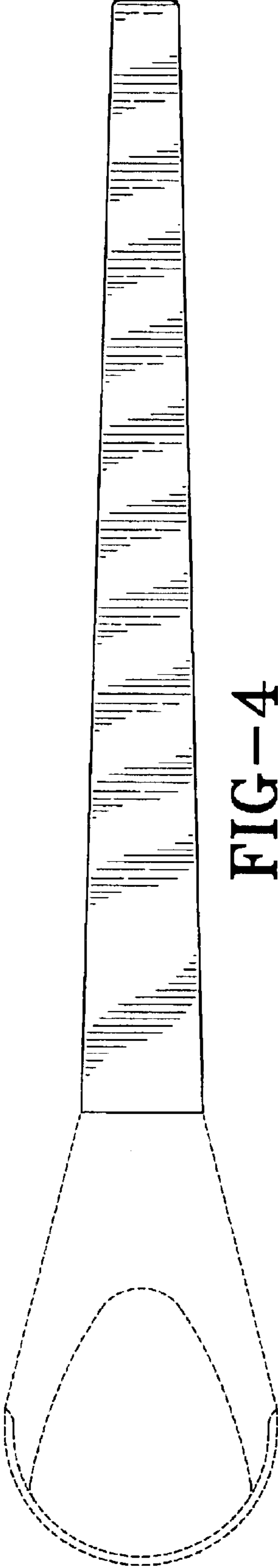


FIG-4



FIG-5

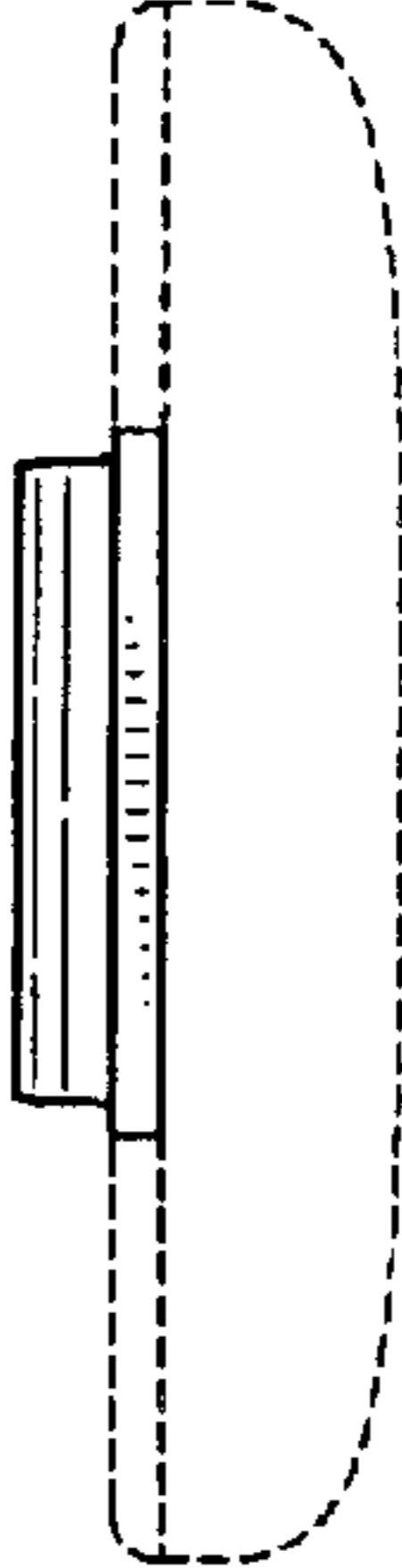


FIG-6