

US00D500132S

(12) **United States Design Patent**
Peterson et al.

(10) **Patent No.:** **US D500,132 S**

(45) **Date of Patent:** **** Dec. 21, 2004**

(54) **BOLSTER**

(75) **Inventors:** **Kristy Peterson**, Salt Lake City, UT (US); **Donald J. McMichael**, South Jordan, UT (US)

(73) **Assignee:** **Kimberly-Clark Worldwide, Inc.**, Neenah, WI (US)

(**) **Term:** **14 Years**

(21) **Appl. No.:** **29/187,701**

(22) **Filed:** **Aug. 6, 2003**

(51) **LOC (7) Cl.** **24-02**

(52) **U.S. Cl.** **D24/130**

(58) **Field of Search** D24/130, 112, D24/108, 107, 128; 604/174, 537, 103.03, 910, 180, 533, 284; 128/DIG. 26

(56) **References Cited**

U.S. PATENT DOCUMENTS

4,649,913 A	*	3/1987	Watson	604/174
4,666,433 A		5/1987	Parks		
4,685,901 A		8/1987	Parks		
4,701,163 A		10/1987	Parks		
4,798,592 A		1/1989	Parks		
5,073,166 A		12/1991	Parks et al.		
5,234,417 A		8/1993	Parks et al.		
5,250,040 A		10/1993	Parks et al.		
D349,765 S	*	8/1994	Russo	D24/128
5,356,391 A		10/1994	Stewart		
5,399,173 A		3/1995	Parks et al.		

5,458,583 A		10/1995	McNeely et al.		
2003/0109830 A1	*	6/2003	Picha et al.	604/174
2003/0139703 A1	*	7/2003	Burkett et al.	604/284
2003/0187424 A1	*	10/2003	Chu et al.	604/537

FOREIGN PATENT DOCUMENTS

EP	0182539 A1	5/1986
EP	0683684 B1	8/2001
EP	0740556 B1	10/2002
WO	WO 91/09643	7/1991
WO	WO 93/08855	5/1993

OTHER PUBLICATIONS

Abstract for JP 09-500796 T2, Jan. 28, 1997.
Abstract for JP 2000-503552 T2, Mar. 28, 2000.

* cited by examiner

Primary Examiner—Ian Simmons
(74) *Attorney, Agent, or Firm*—William W. Letson

(57) **CLAIM**

The ornamental design for a bolster, as shown.

DESCRIPTION

FIG. 1 is an perspective view of a bolster;
FIG. 2 is a top view;
FIG. 3 is a side view showing one alignment of the feet of the bolster;
FIG. 4 is an alternate side view showing an alternate alignment of the feet of the bolster; and,
FIG. 5 is a bottom view.

1 Claim, 1 Drawing Sheet

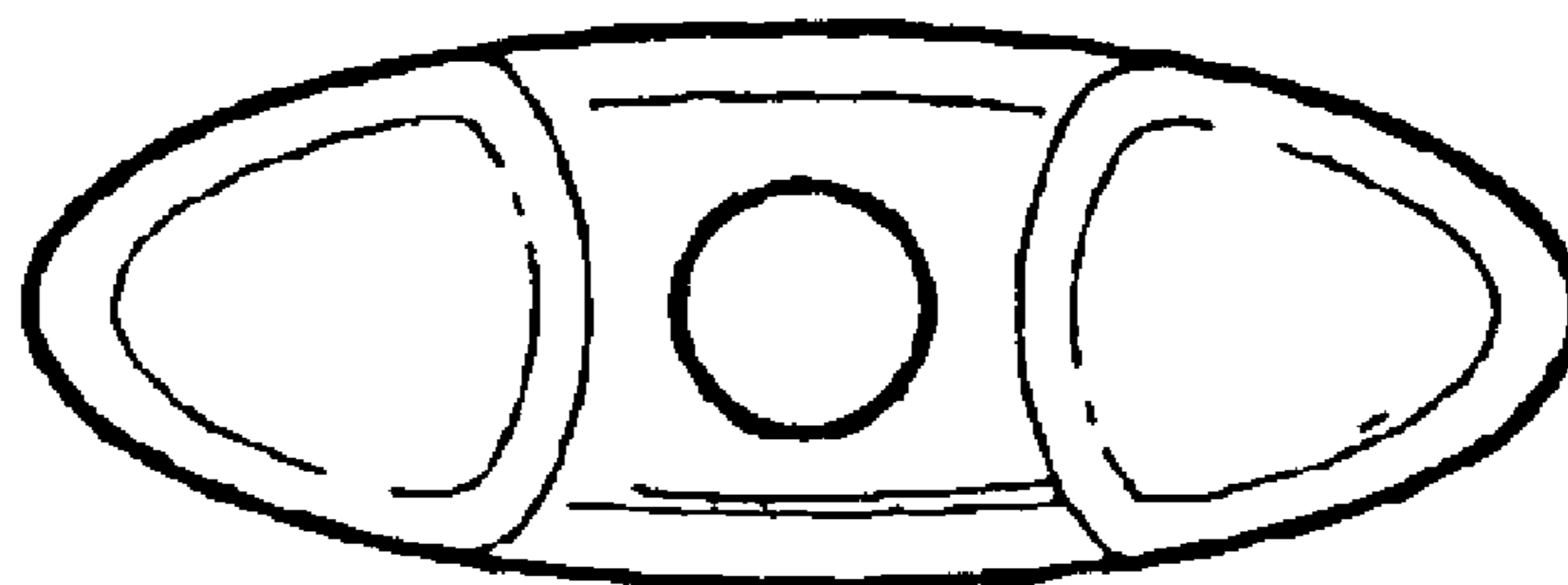
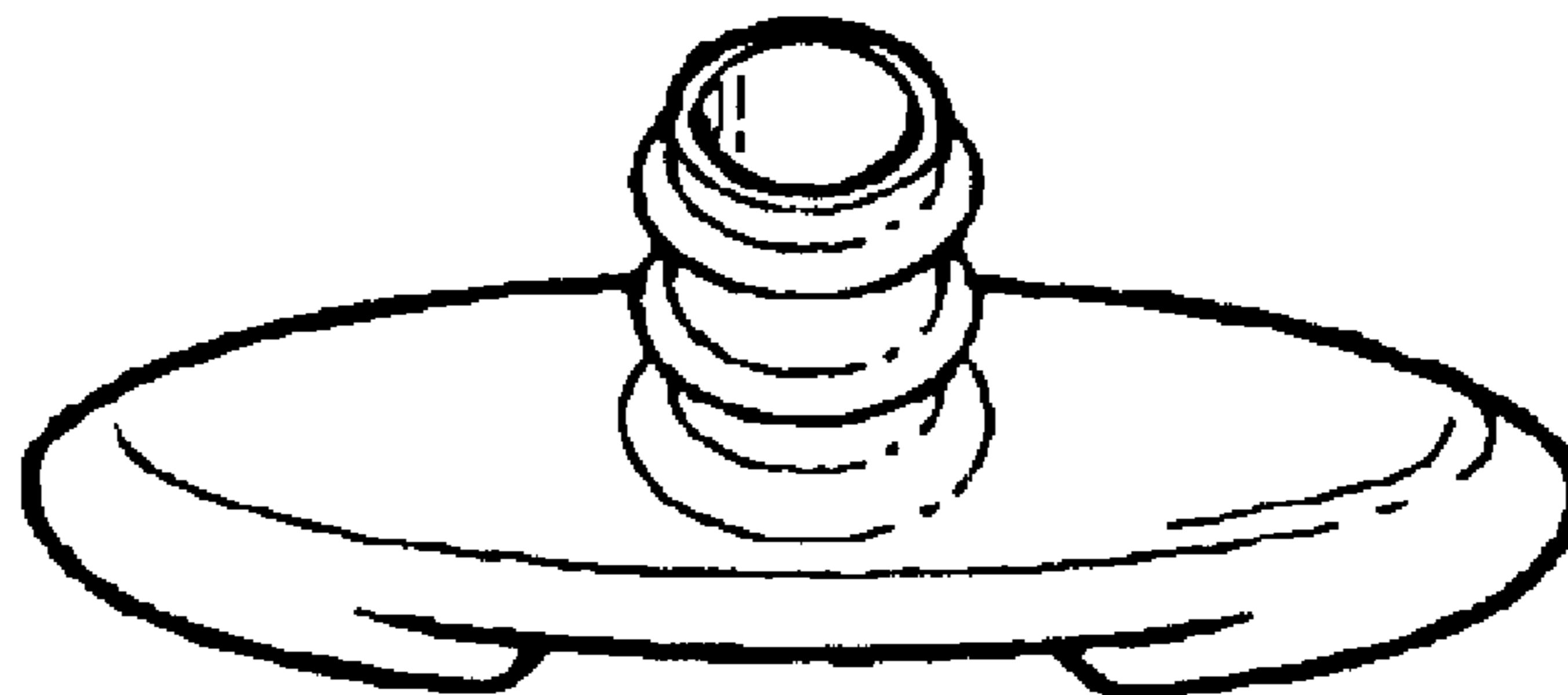


FIG. 1




FIG. 2


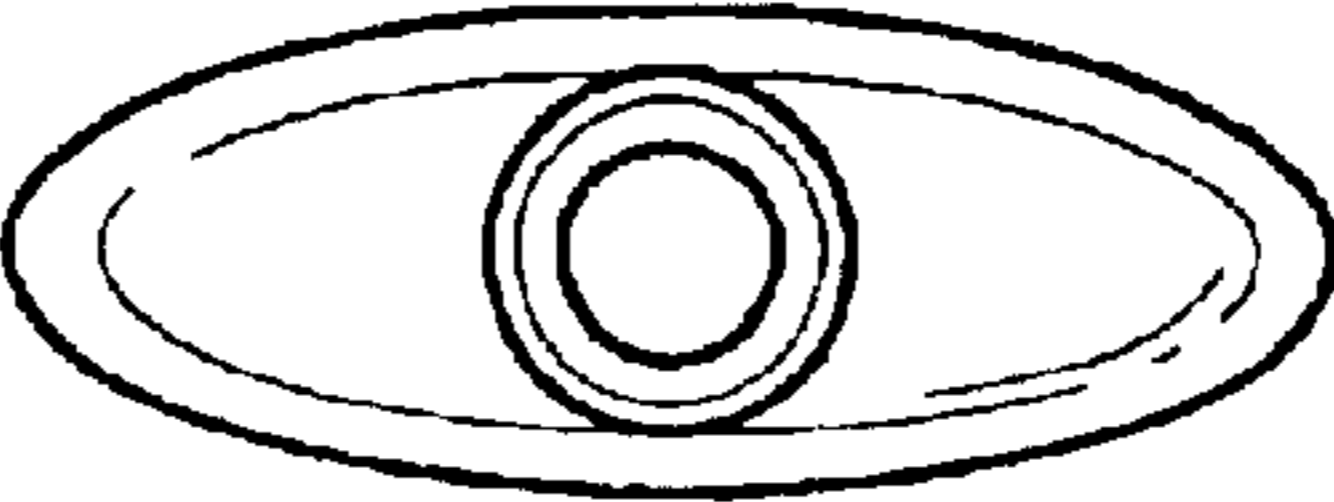


FIG. 4

FIG. 3




FIG. 5

