

US00D500124S

(12) **United States Design Patent** (10) **Patent No.:** **US D500,124 S**
Graves et al. (45) **Date of Patent:** **** Dec. 21, 2004**

(54) **CROSS HANDLE**

(75) Inventors: **Michael Graves**, Princeton, NJ (US);
Donald Strum, Princeton, NJ (US);
William Harrington, Princeton, NJ
(US); **Scott Doty**, Cranbury, NJ (US)

(73) Assignee: **Masco Corporation of Indiana**,
Indianapolis, IN (US)

(**) Term: **14 Years**

(21) Appl. No.: **29/180,381**

(22) Filed: **Apr. 23, 2003**

(51) **LOC (7) Cl.** **23-01**

(52) **U.S. Cl.** **D23/252; D23/250**

(58) **Field of Search** D23/238-243,
D23/245, 250-257; D8/300-322, 350-353,
DIG. 3; 16/110.1; 4/675-678; 132/801

(56) **References Cited**

U.S. PATENT DOCUMENTS

D117,172 S * 10/1939 Fraser D23/254
D268,516 S * 4/1983 Thompson D23/254

D327,531 S * 6/1992 Ko D23/250
D405,508 S * 2/1999 Doughty et al. D23/252
D434,115 S * 11/2000 Meda D23/252

* cited by examiner

Primary Examiner—Louis S. Zarfes

Assistant Examiner—Gregory Andoll

(74) *Attorney, Agent, or Firm*—Kwadjo Adusei-Poku;
Lloyd D. Doigan


(57) **CLAIM**

The ornamental design for a cross handle, as shown and described.

DESCRIPTION

FIG. 1 is a rear perspective view of a cross handle showing our new design;
FIG. 2 is a front perspective view thereof;
FIG. 3 is a front elevational view thereof, the rear elevational view is a mirror image thereof;
FIG. 4 is a top plan view thereof;
FIG. 5 is a left side elevational view, the right side elevational view is a mirror image thereof; and,
FIG. 6 is a bottom plan view thereof.

1 Claim, 3 Drawing Sheets






FIG - 1




FIG - 2

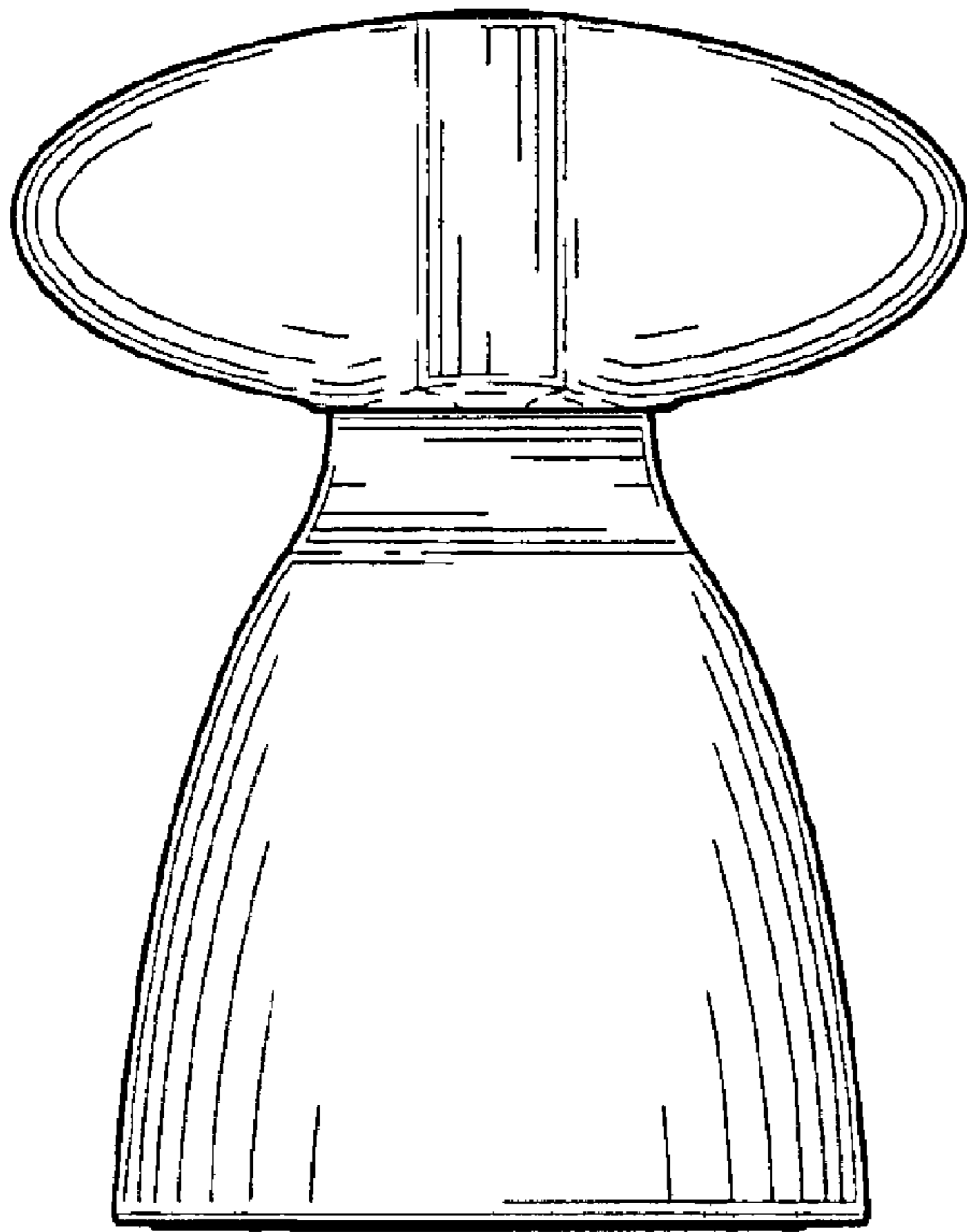


FIG - 3

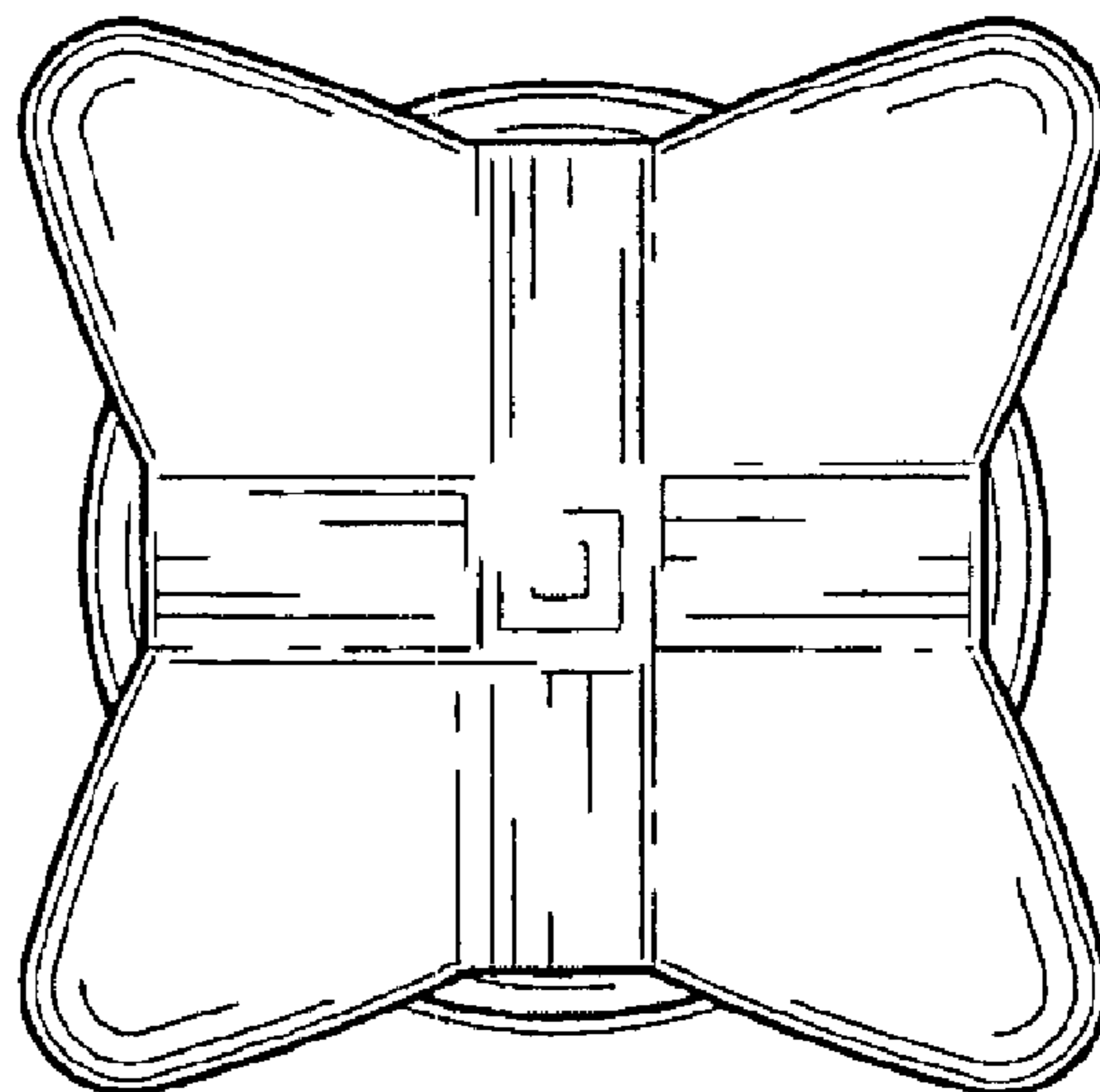


FIG - 4

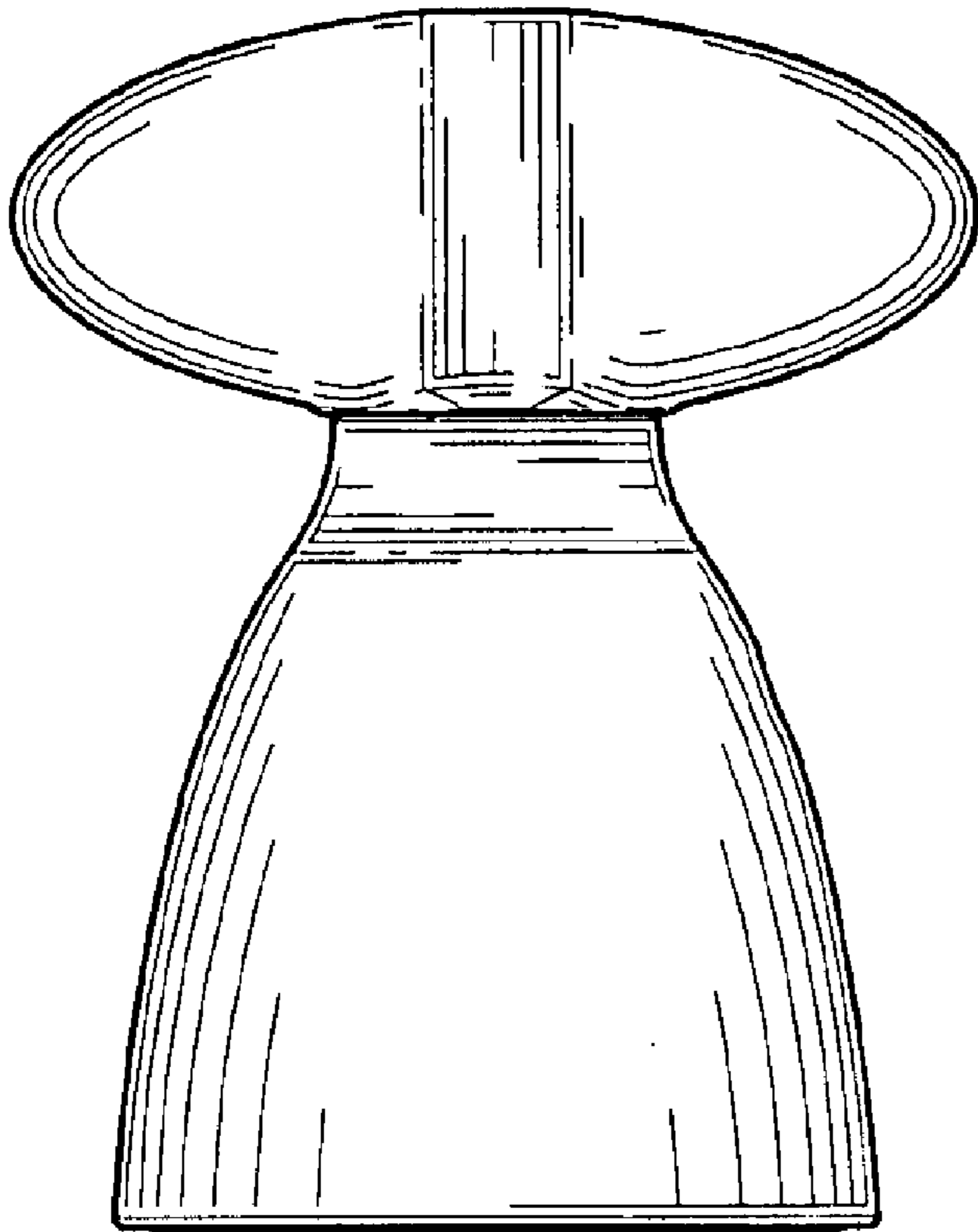


FIG - 5

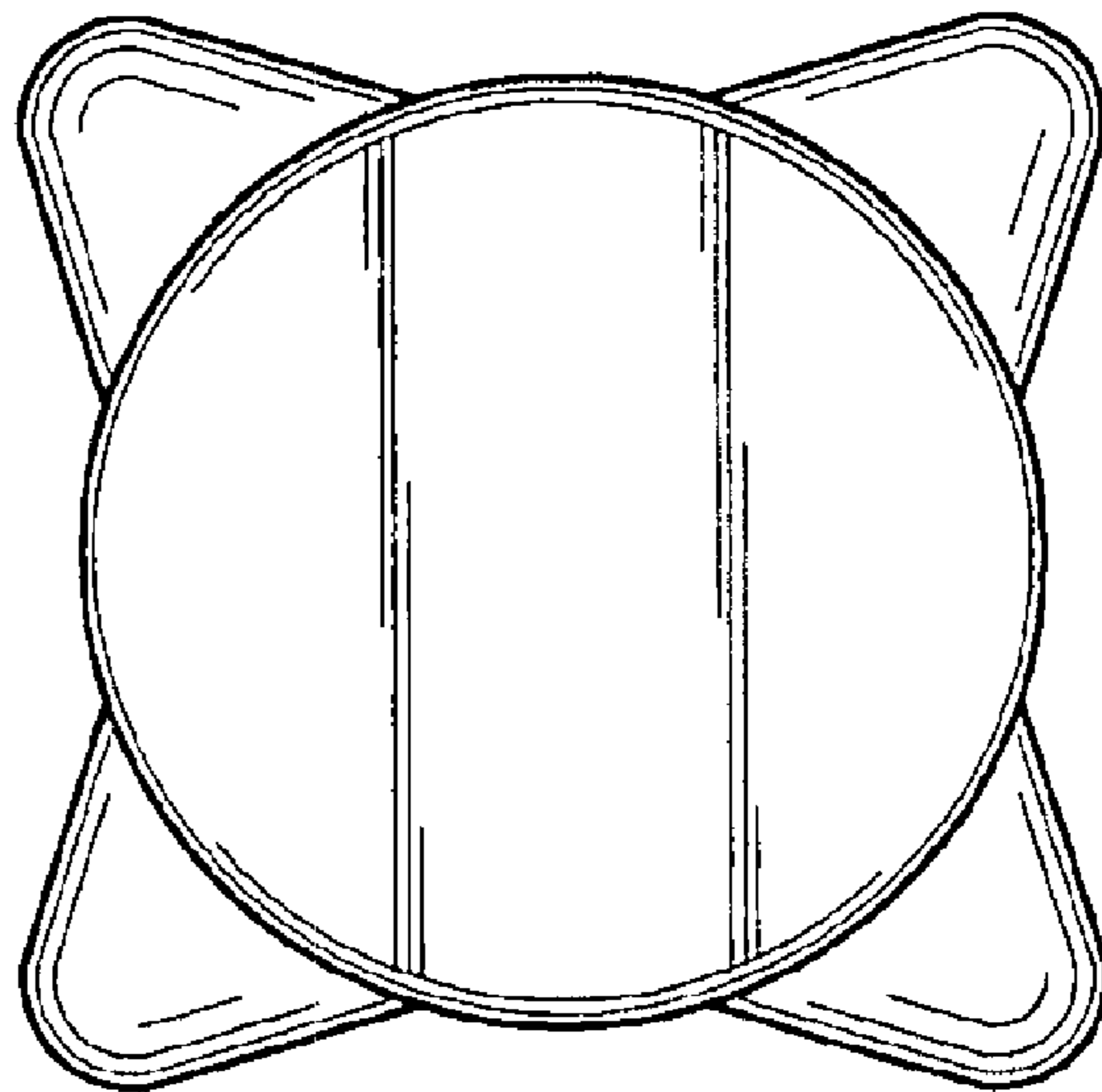


FIG - 6