

US00D500122S

(12) **United States Design Patent**
Schapper

(10) **Patent No.: US D500,122 S**

(45) **Date of Patent: ** Dec. 21, 2004**

(54) **BASE FOR OSCILLATING LAWN
SPRINKLER**

D447,537 S * 9/2001 Chao D23/216
D459,436 S * 6/2002 Chao D23/216

(75) Inventor: **Aaron Schapper**, Park City, UT (US)

* cited by examiner

(73) Assignee: **Orbit Irrigation Products, Inc.**, N. Salt
Lake City, UT (US)

Primary Examiner—Robin V. Taylor

(74) *Attorney, Agent, or Firm*—Thorpe North & Western

(**) Term: **14 Years**

(57) **CLAIM**

The ornamental design for a base for oscillating lawn
sprinkler, as shown and described.

(21) Appl. No.: **29/186,943**

DESCRIPTION

(22) Filed: **Jul. 23, 2003**

(51) **LOC (7) Cl.** **23-01**

(52) **U.S. Cl.** **D23/221; D23/216**

(58) **Field of Search** D23/213, 214,
D23/216, 221; 239/240, 242

FIG. 1 is an elevated, perspective view of the base for
oscillating lawn sprinkler in accordance with my invention;
FIG. 2 is a back elevation view thereof;
FIG. 3 is a front elevation view thereof;
FIG. 4 is a right side elevation view thereof;
FIG. 5 is a left side elevation view thereof;
FIG. 6 is a top plan view thereof; and,
FIG. 7 is a bottom plan view thereof.

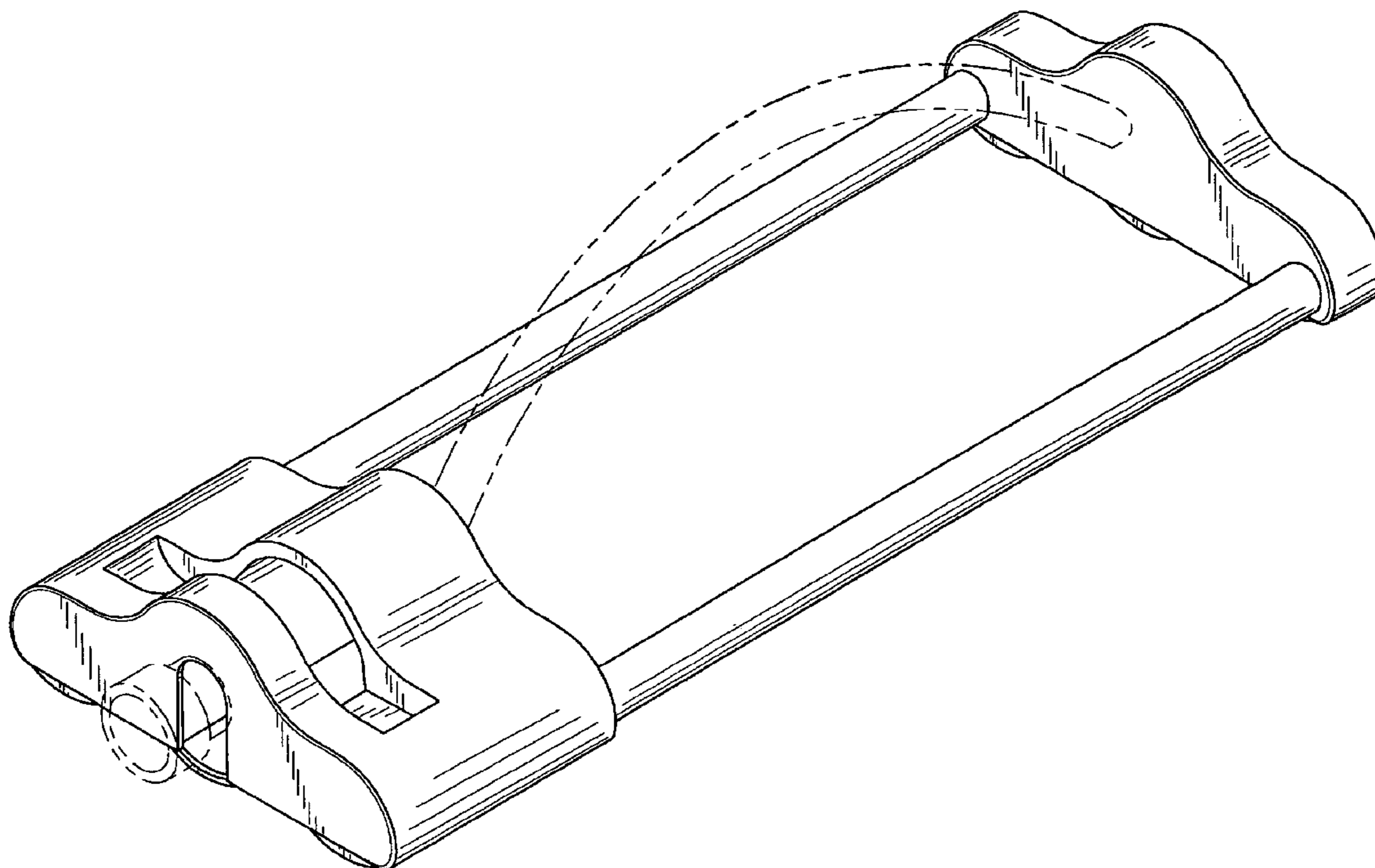
The broken lines shown in FIG. 1 are for illustrative
purposes only and form no part of the claimed design.

(56) **References Cited**

U.S. PATENT DOCUMENTS

D207,575 S * 5/1967 Beinert D23/216
4,877,185 A * 10/1989 Kuftrin 239/242
D387,127 S * 12/1997 Guo D23/216

1 Claim, 5 Drawing Sheets



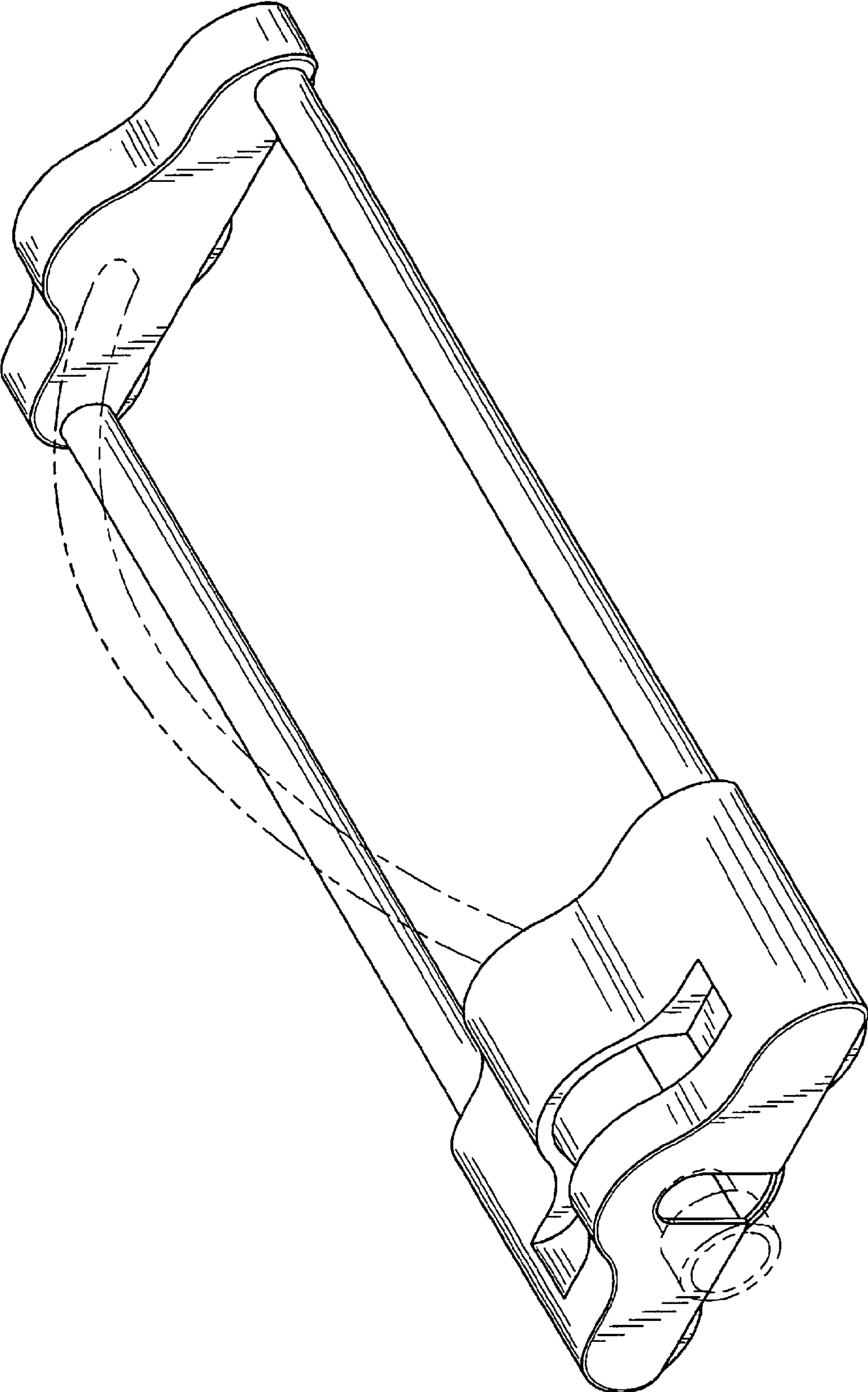


FIG. 1

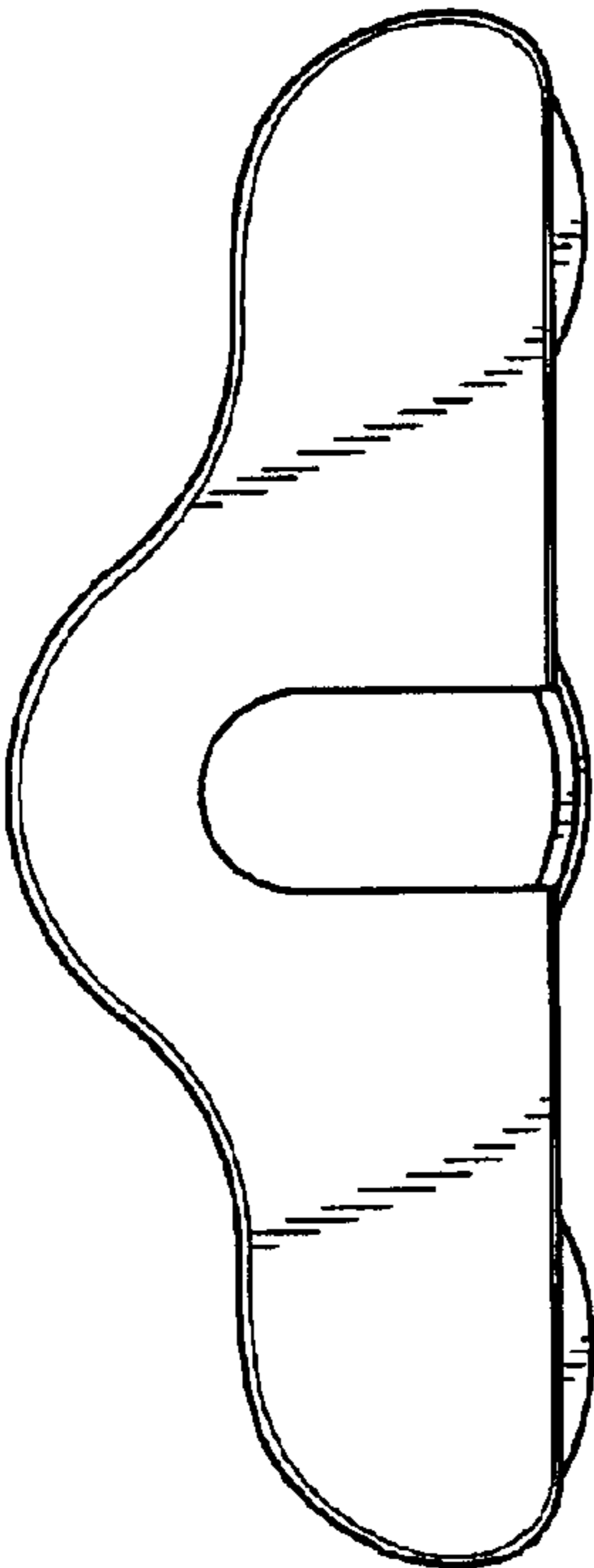


FIG. 2

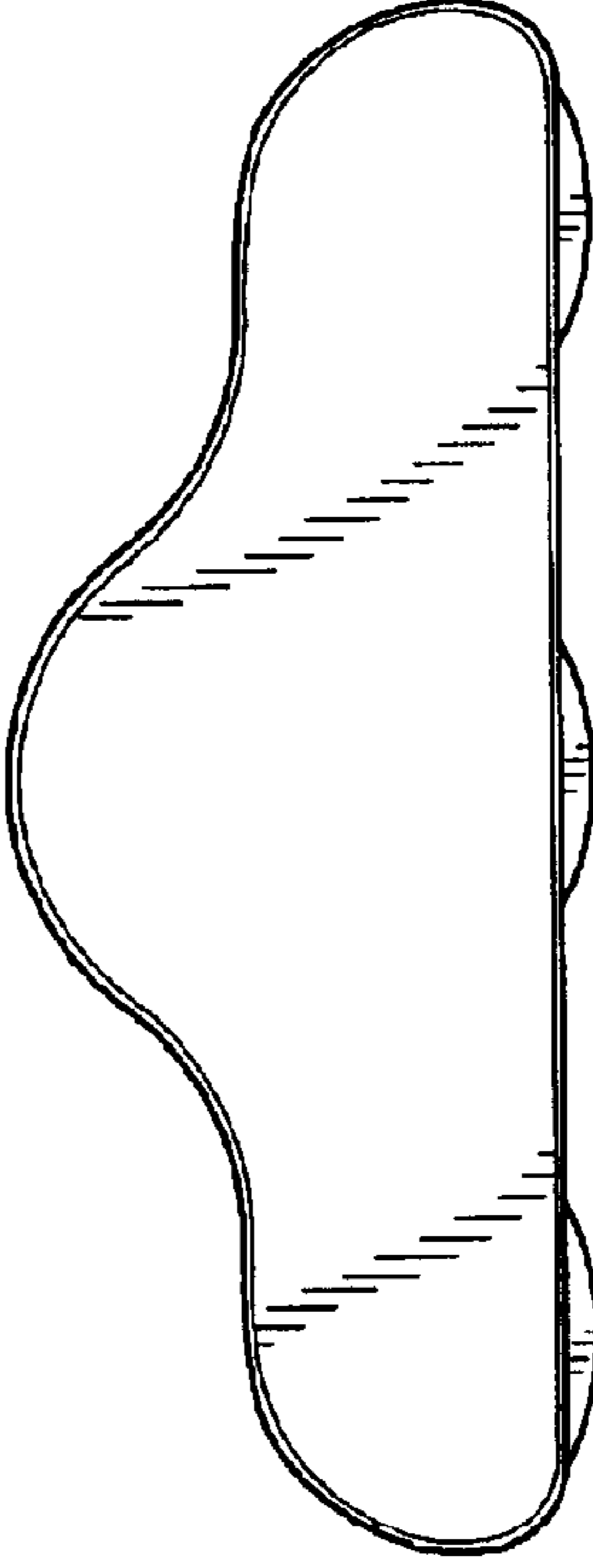


FIG. 3




FIG. 4

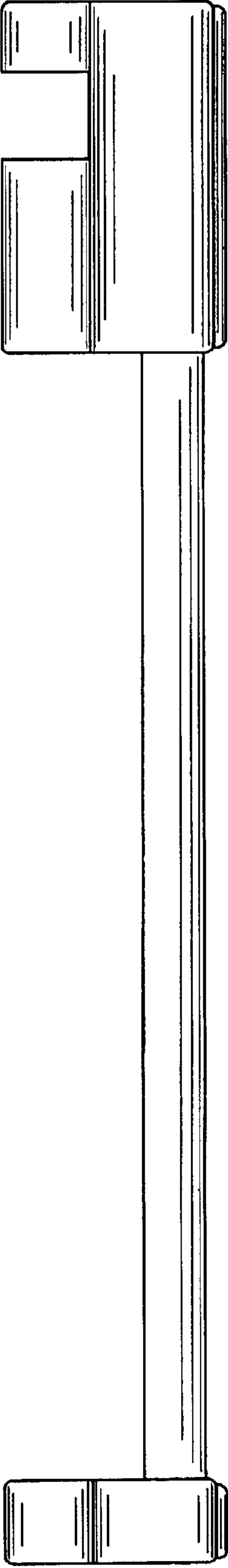


FIG. 5




FIG. 6




FIG. 7