

US00D500117S

(12) **United States Design Patent**  
**Hartmann**

(10) **Patent No.:** **US D500,117 S**

(45) **Date of Patent:** **\*\* Dec. 21, 2004**

(54) **PROPANE TANK SLEEVE**

D486,551 S \* 2/2004 McQuiston ..... D23/206

(76) **Inventor:** **Karen Liette Hartmann**, 9 Whitney Rd., Bethel, CT (US) 06801

(\*\*) **Term:** **14 Years**

(21) **Appl. No.:** **29/183,203**

(22) **Filed:** **Jun. 9, 2003**

**Related U.S. Application Data**

(63) Continuation-in-part of application No. 29/180,602, filed on Apr. 25, 2003.

(51) **LOC (7) Cl.** ..... **23-01**

(52) **U.S. Cl.** ..... **D23/206**

(58) **Field of Search** ..... D23/206; 220/581; 150/154; 206/0.6

(56) **References Cited**

**U.S. PATENT DOCUMENTS**

- 6,012,411 A \* 1/2000 Hochbrueckner ..... 116/207
- 6,057,012 A \* 5/2000 Culp et al. .... 428/34.9
- 6,508,282 B2 1/2003 Garofalo et al. .... 150/154
- D473,629 S \* 4/2003 Johnson ..... D23/206

**OTHER PUBLICATIONS**

EZ-ZIP™ Tank Covers, www.homeworkscoop.com, product advertisement.

Tank Teddy™, www.tankteddy.com, product advertisement.

\* cited by examiner

*Primary Examiner*—Robin V. Taylor

(74) *Attorney, Agent, or Firm*—McCarter & English LLP

(57) **CLAIM**

The ornamental design for a propane tank sleeve, as shown and described.

**DESCRIPTION**


FIG. 1 is a top plan view of a propane tank sleeve showing my new design;


FIG. 2 is a side view thereof; and,

FIG. 3 is a bottom view thereof.

The broken lines showing of the propane tank over which the sleeve of the subject invention is disposed and the artwork presented thereon are for illustrative purposes only and form no part of the claim.

**1 Claim, 1 Drawing Sheet**

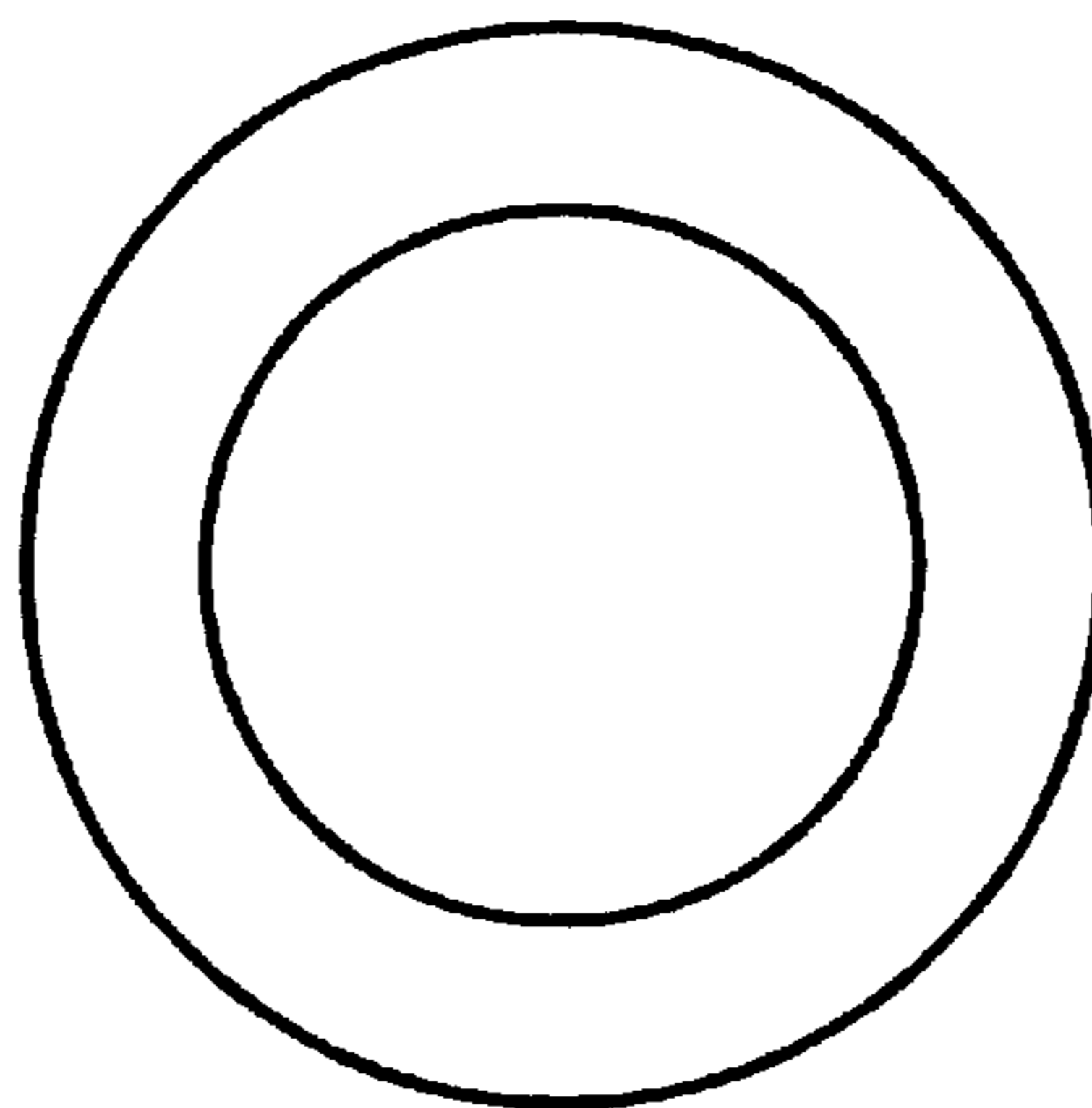




**FIG. 1**



**FIG. 2**



**FIG. 3**