

US00D500112S

(12) **United States Design Patent**  
**Brumpton**

(10) **Patent No.:** **US D500,112 S**

(45) **Date of Patent:** **\*\* Dec. 21, 2004**

(54) **ICE SKATE BLADE**

(75) Inventor: **George Albert Brumpton**, Sheffield (GB)

(73) Assignee: **HD Sports Limited**, Sheffield (GB)

(\*\*) Term: **14 Years**

(21) Appl. No.: **29/188,522**

(22) Filed: **Aug. 20, 2003**

(30) **Foreign Application Priority Data**

May 17, 2003 (GB) ..... 3012765

(51) **LOC (7) Cl.** ..... **21-02**

(52) **U.S. Cl.** ..... **D21/761**

(58) **Field of Search** ..... D21/760-765,  
D21/771; 280/841, 11.12, 11.14-11.18

(56) **References Cited**

**U.S. PATENT DOCUMENTS**

1,751,692 A *	3/1930	Fruhbeis	.....	280/11.15
D135,462 S *	4/1943	McCullough	.....	D21/761
D274,742 S *	7/1984	Couture	.....	D21/761
D275,218 S *	8/1984	Chang	.....	D21/761
6,234,532 B1 *	5/2001	Kollen	.....	280/11.12

\* cited by examiner

*Primary Examiner*—Raphael Barkai

(74) *Attorney, Agent, or Firm*—Alston & Bird LLP

(57) **CLAIM**

The ornamental design for an ice skate blade, as shown and described.

**DESCRIPTION**

FIG. 1 is a perspective view of an ice skate blade according to the present design;

FIG. 2 is a right side elevation view of the ice skate blade shown in FIG. 1;

FIG. 3 is a left side elevation view of the ice skate blade shown in FIG. 1;

FIG. 4 is a top plan view of the ice skate blade shown in FIG. 1;

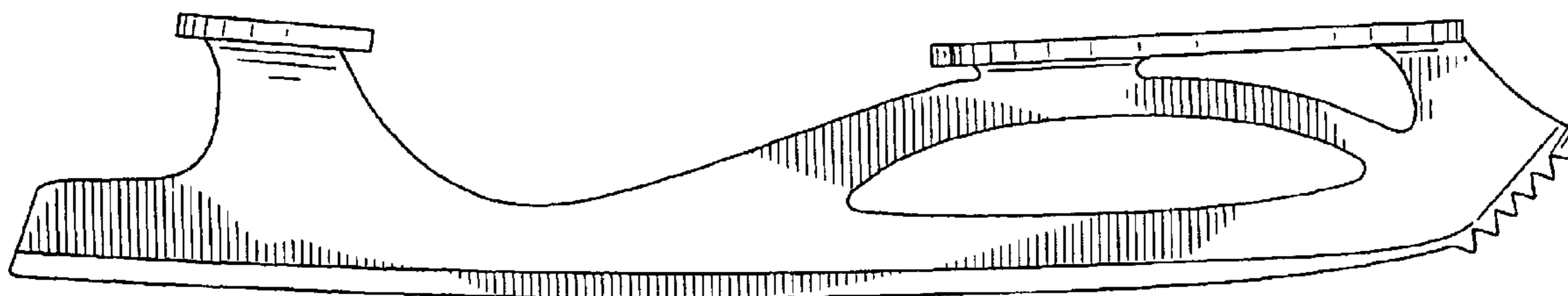
FIG. 5 is a bottom plan view of the ice skate blade shown in FIG. 1;

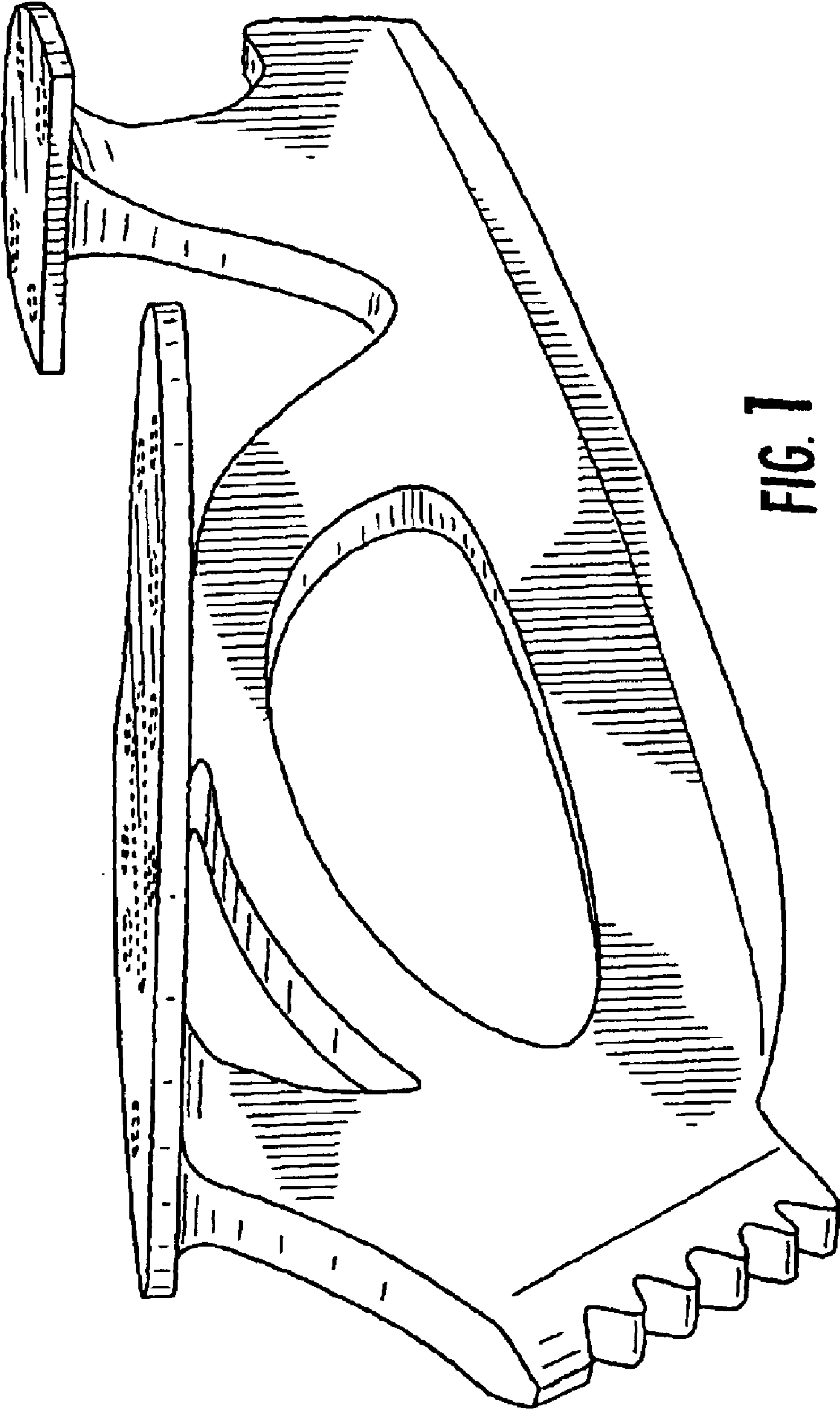
FIG. 6 is a front elevation view of the ice skate blade shown in FIG. 1; and,

FIG. 7 is a rear elevation view of the ice skate blade shown in FIG. 1.

The broken lines shown herein are for illustrative purposes only and form no part of the claimed design.

**1 Claim, 6 Drawing Sheets**





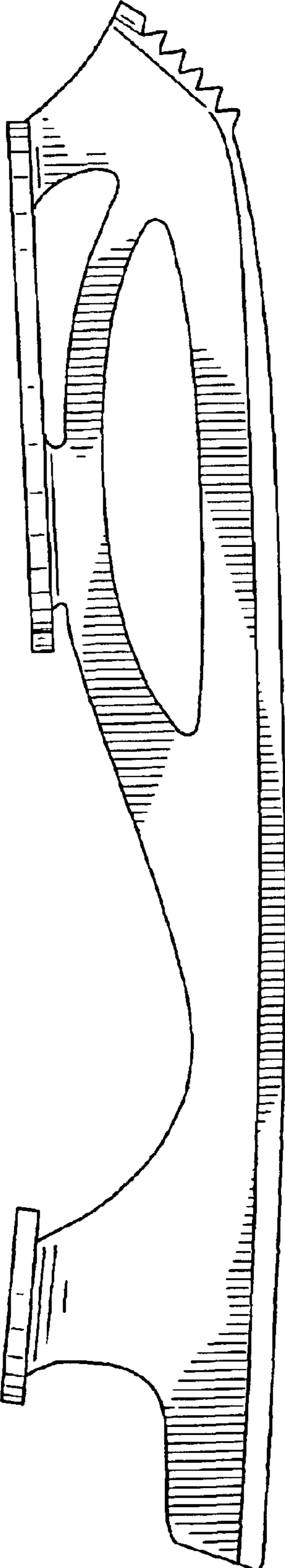


FIG. 2

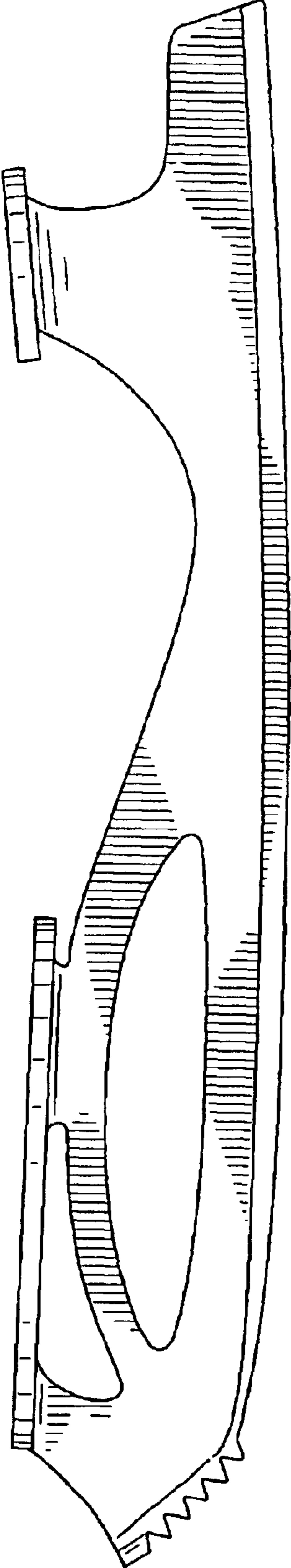


FIG. 3

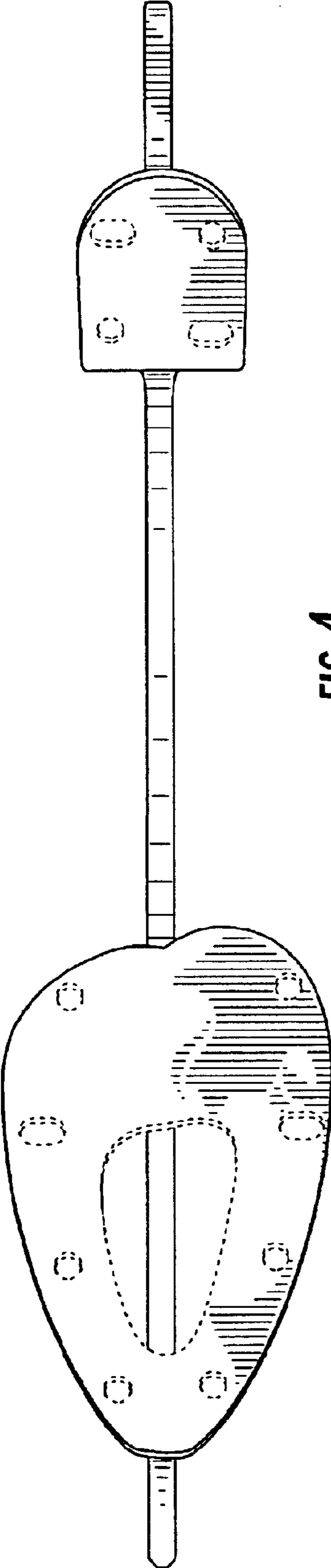


FIG. 4


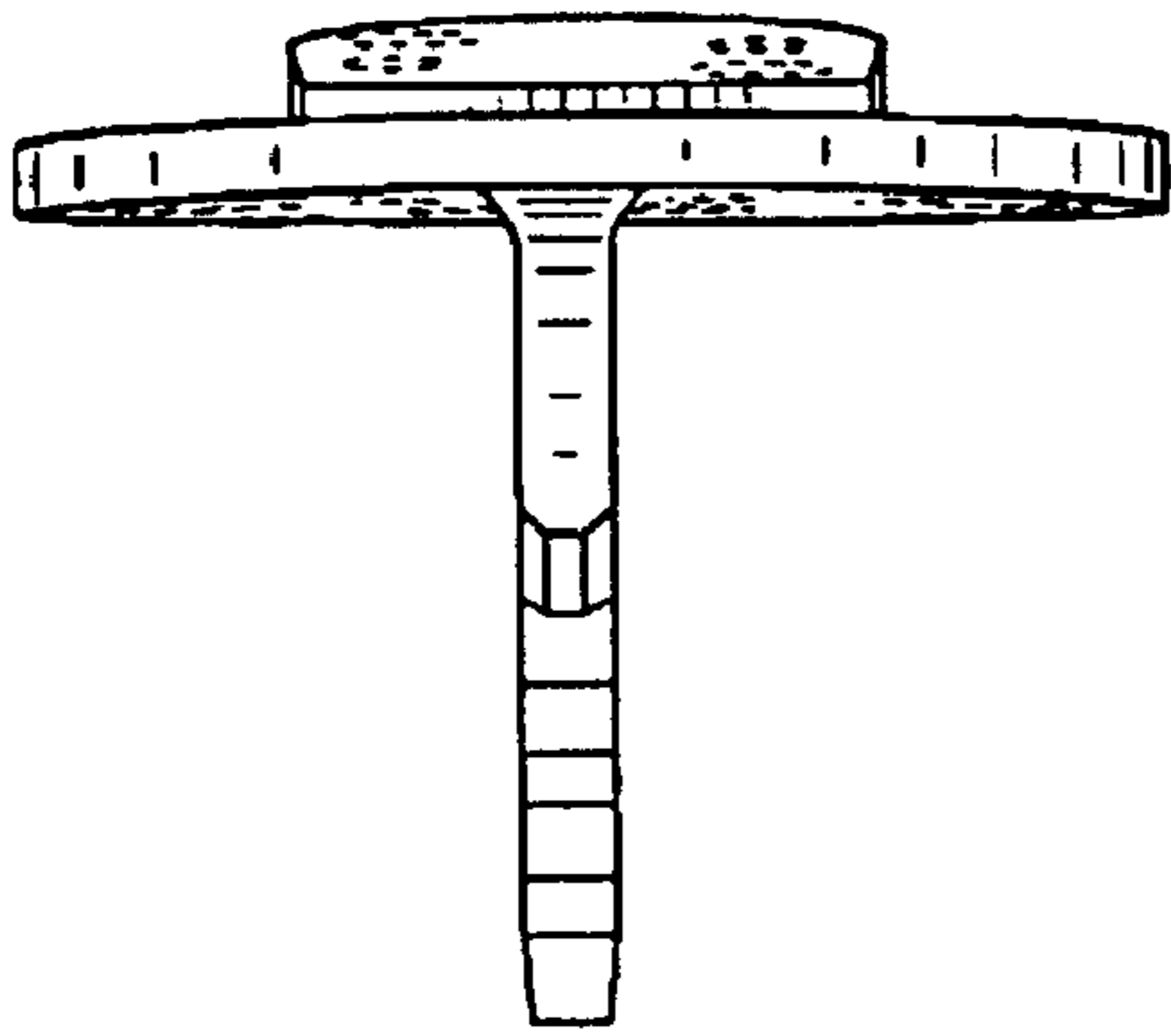



FIG. 5



**FIG. 6**



**FIG. 7**