

US00D500109S

(12) **United States Design Patent**
Solheim et al.

(10) **Patent No.: US D500,109 S**

(45) **Date of Patent: ** Dec. 21, 2004**

(54) **GOLF PUTTER HEAD**

(75) Inventors: **John A. Solheim**, Phoenix, AZ (US);
David D. Jones, Phoenix, AZ (US);
Derek W. Haines, Phoenix, AZ (US);
John K. Solheim, Phoenix, AZ (US)

(73) Assignee: **Karsten Manufacturing Corporation**,
Phoenix, AZ (US)

(**) Term: **14 Years**

(21) Appl. No.: **29/199,632**

(22) Filed: **Feb. 17, 2004**

(51) **LOC (7) Cl.** **21-02**

(52) **U.S. Cl.** **D21/736**

(58) **Field of Search** D21/736-746,
D21/759; 473/324-331, 251-356, 340,
341

(56) **References Cited**

U.S. PATENT DOCUMENTS

D218,178 S	7/1970	Solheim
D255,373 S	6/1980	Solheim
D341,405 S	11/1993	Solheim
D379,484 S	5/1997	Solheim
D380,029 S	6/1997	Anderson
D399,911 S	10/1998	Nicolette et al.
D405,137 S	2/1999	Nelson
D410,717 S	6/1999	Anderson
D411,271 S	6/1999	Nelson
D444,833 S	7/2001	Wells et al.
D449,865 S	10/2001	Fife, Jr. et al.
D451,973 S	12/2001	Wells et al.

D461,860 S	*	8/2002	Tang	D21/742
D472,949 S		4/2003	Serrano		
D474,821 S		5/2003	Wells et al.		
D484,935 S	*	1/2004	Tang	D21/738
D485,321 S	*	1/2004	Breier et al.	D21/738

* cited by examiner

Primary Examiner—Mitchell Siegel

(74) *Attorney, Agent, or Firm*—Darrell F. Marquette

(57) **CLAIM**

We claim the ornamental design for a golf putter head, as shown and described.

DESCRIPTION

FIG. 1 is a perspective view of a golf putter head showing our new design;

FIG. 2 is a rear elevational view of the golf putter head shown in FIG. 1;

FIG. 3 is a front elevational view of the golf putter head shown in FIG. 1;

FIG. 4 is a toe end view of the golf putter head shown in FIG. 1;

FIG. 5 is a heel end view of the golf putter head shown in FIG. 1;

FIG. 6 is a top view of the golf putter head shown in FIG. 1; and,

FIG. 7 is a bottom view of the golf putter head shown in FIG. 1.

The broken line showing of a shaft portion in FIGS. 1-5 is for illustrative purposes only and forms no part of the claimed design.

1 Claim, 2 Drawing Sheets

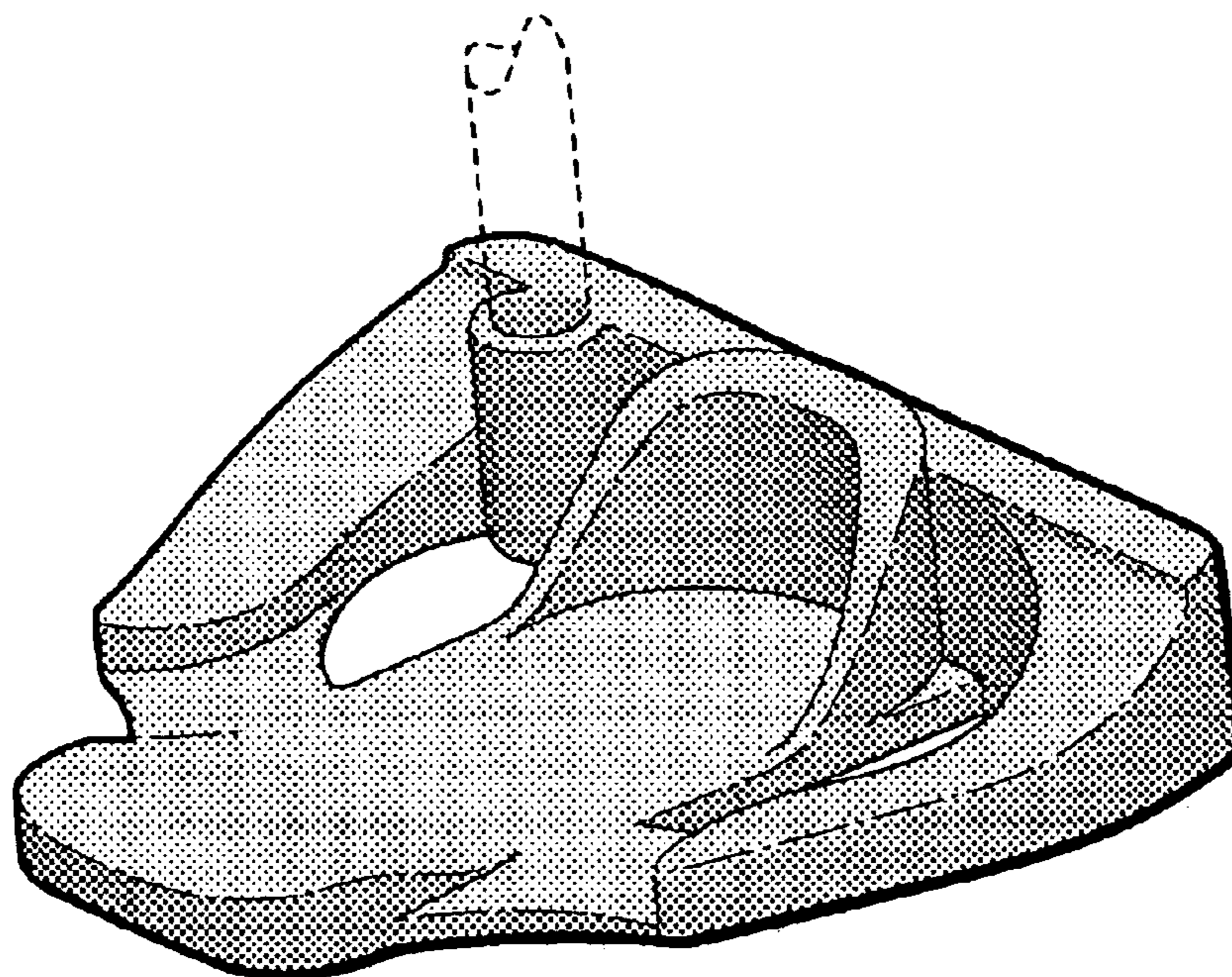


Fig.1

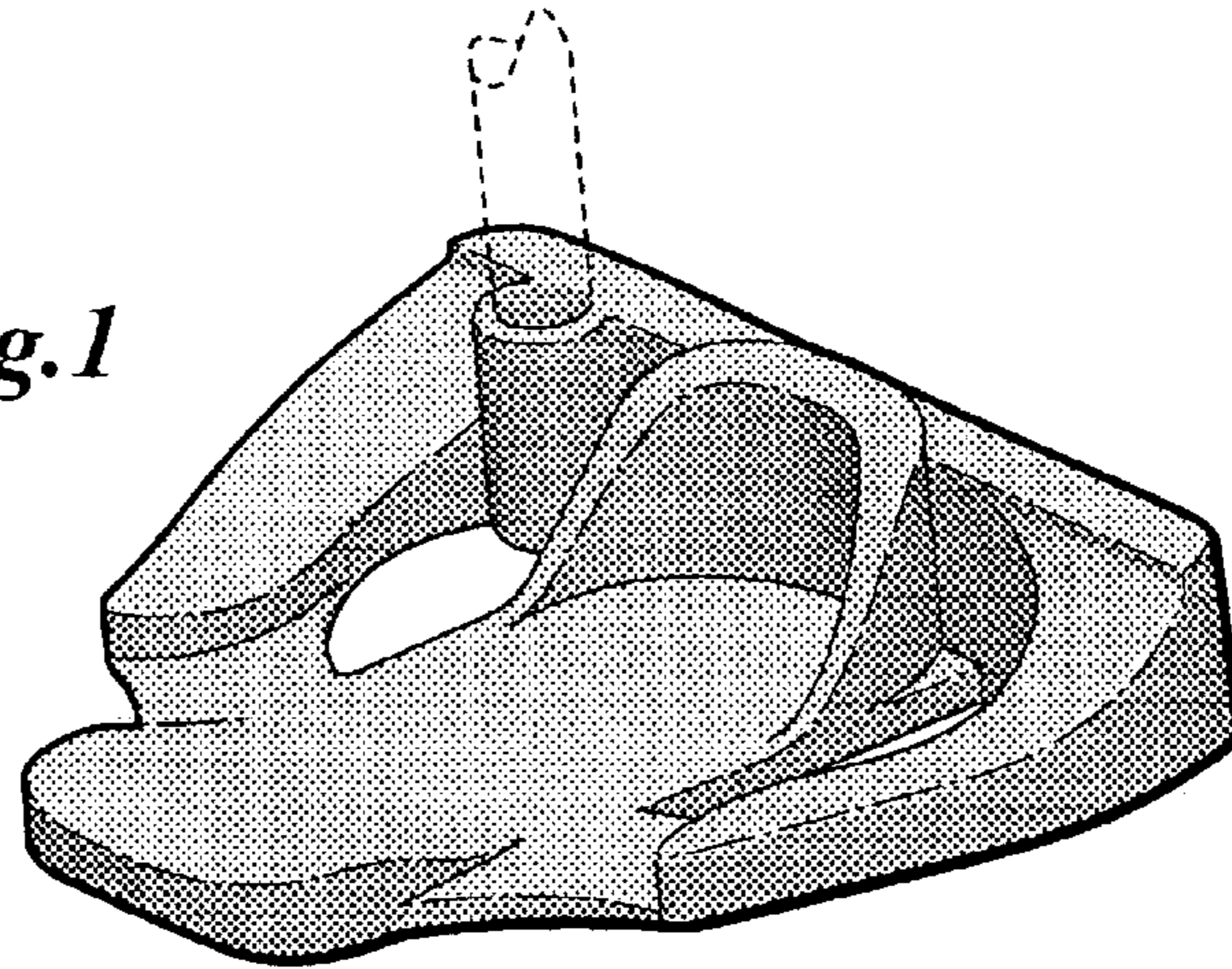


Fig.2

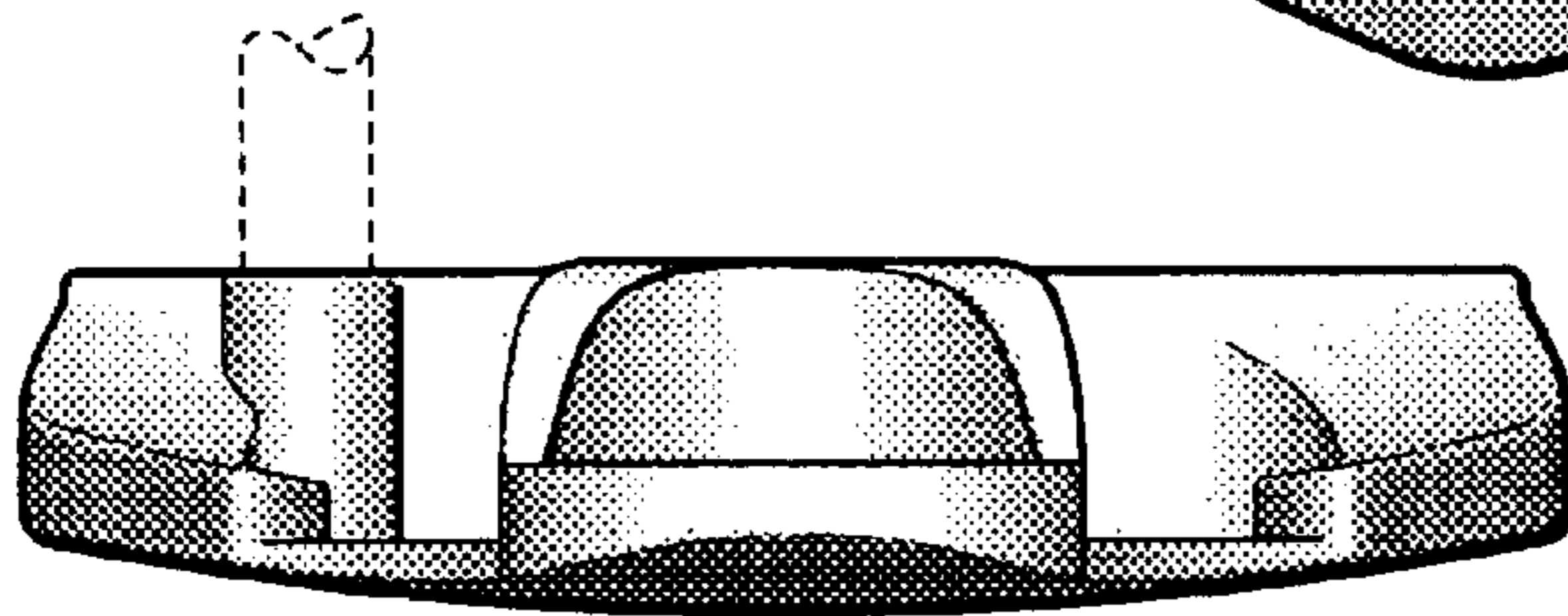


Fig.3

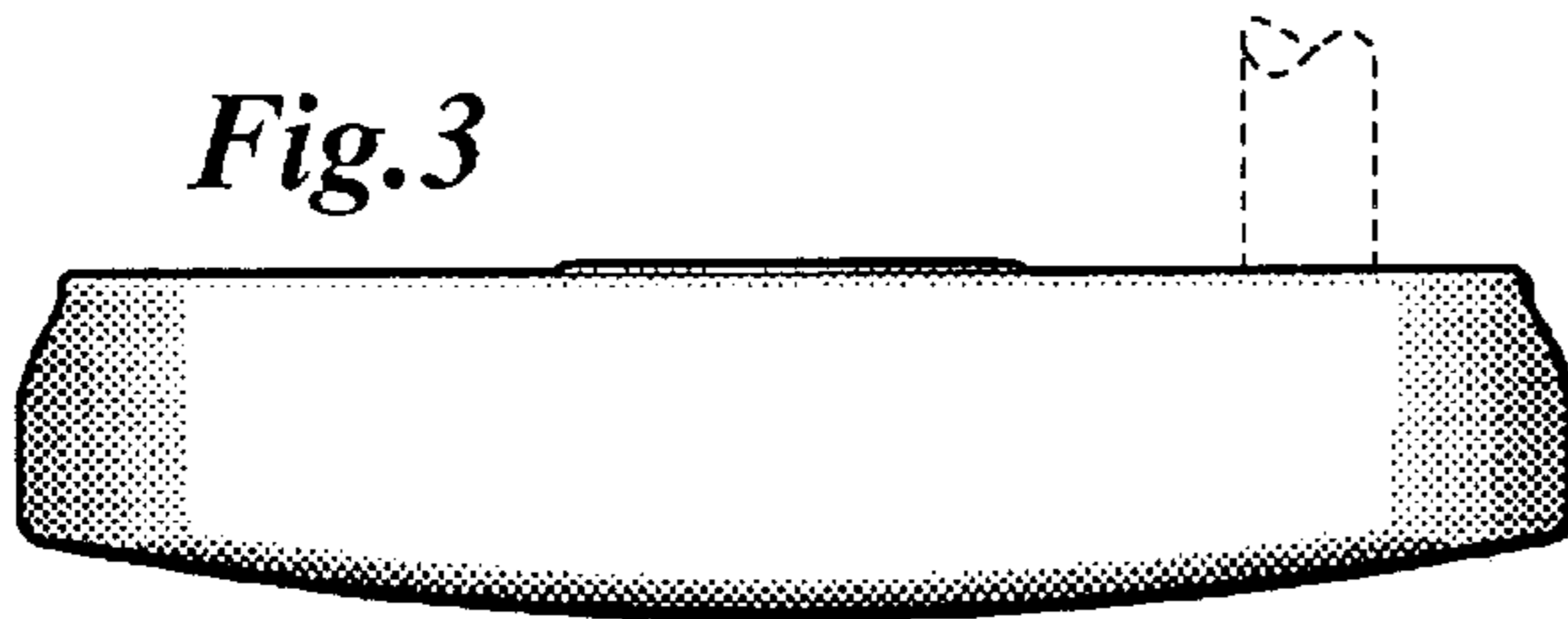


Fig.4




Fig.5

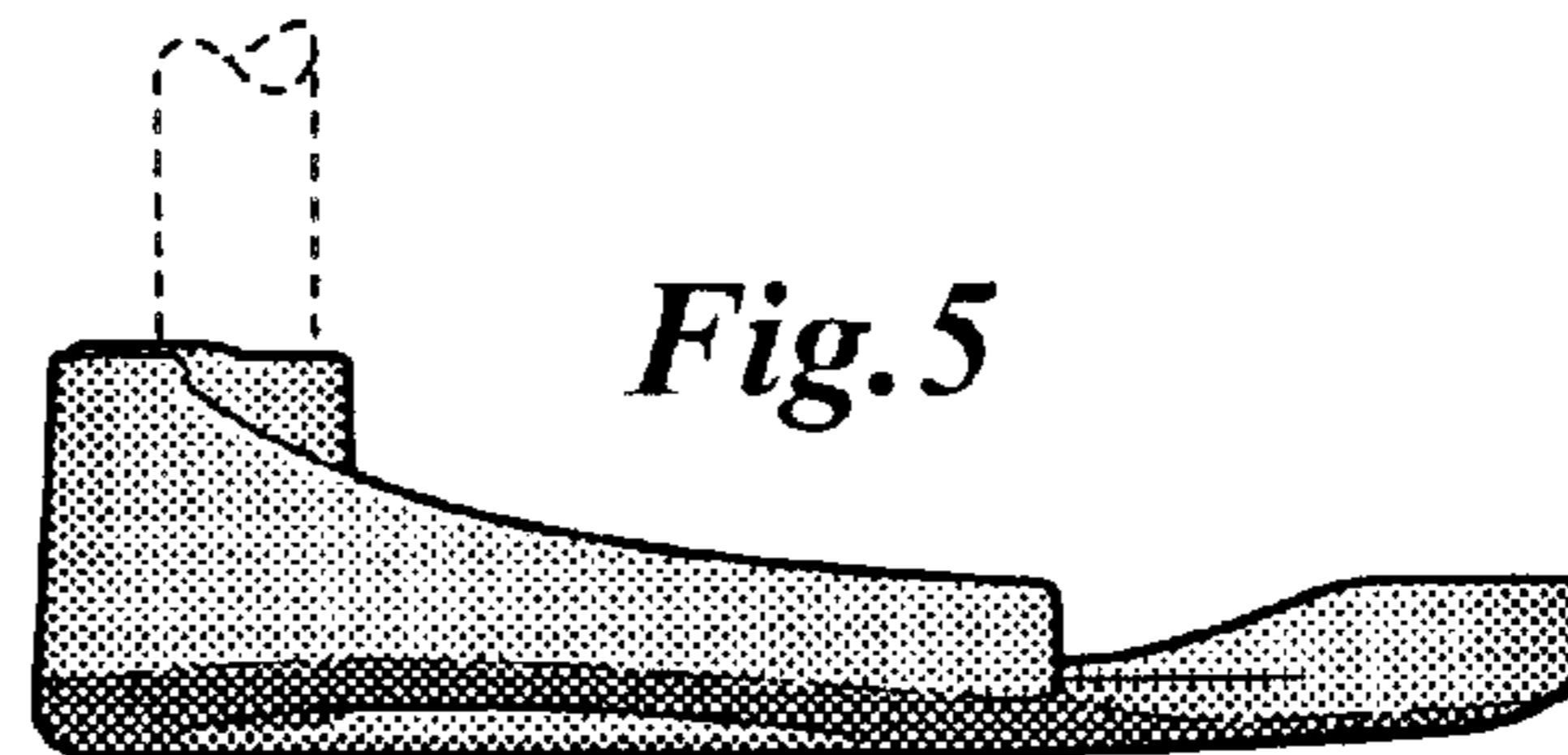


Fig. 6

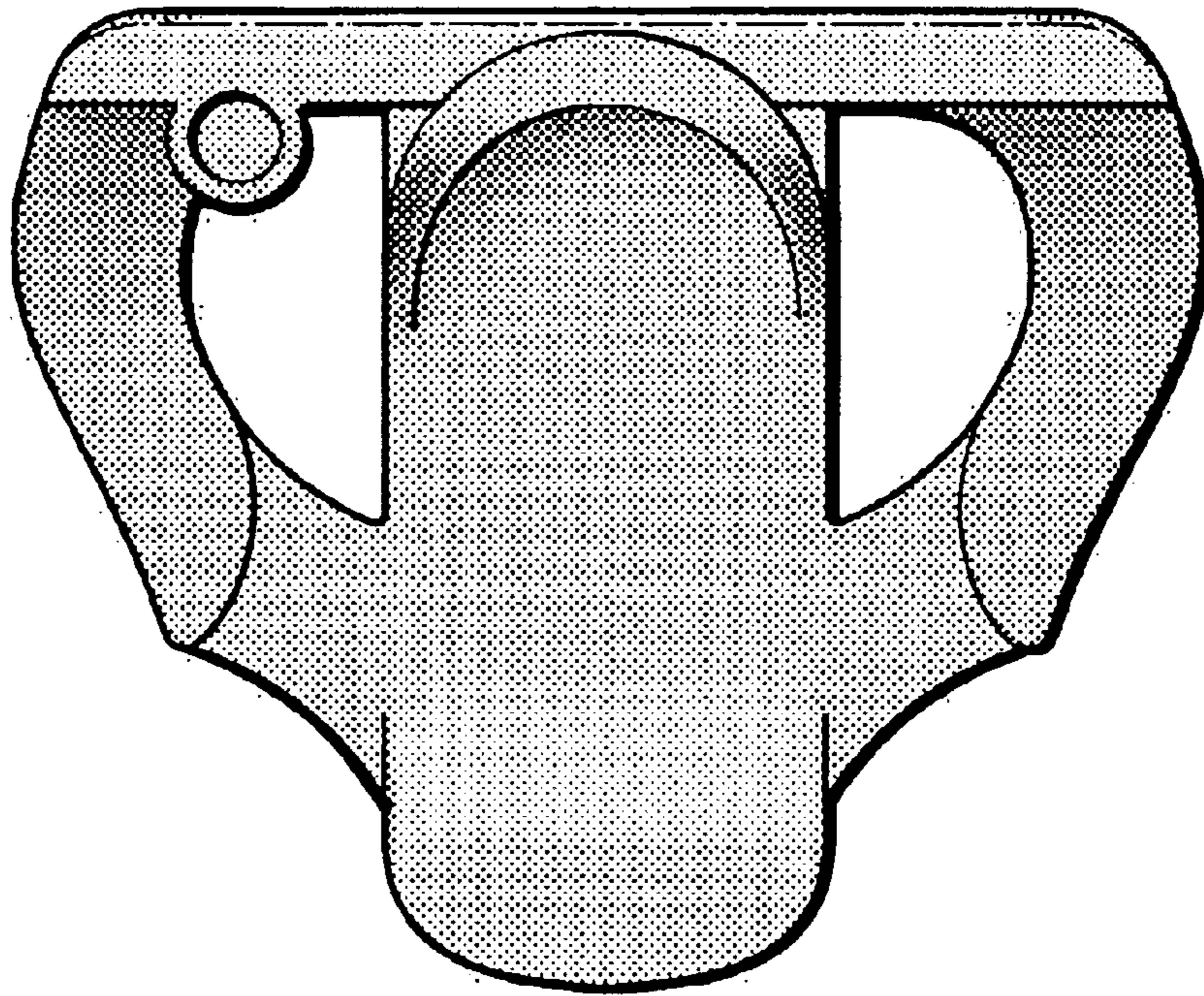


Fig. 7

