

US00D500107S

(12) **United States Design Patent** (10) **Patent No.:** **US D500,107 S**  
**Benson** (45) **Date of Patent:** **\*\* Dec. 21, 2004**

(54) **CROQUET WICKET**  
(75) Inventor: **Patti Benson**, Sandy, UT (US)  
(73) Assignee: **Wicket Man Company**, Sandy, UT (US)  
(\*\*) Term: **14 Years**  
(21) Appl. No.: **29/201,858**  
(22) Filed: **Mar. 21, 2004**  
(51) **LOC (7) Cl.** ..... **21-02**  
(52) **U.S. Cl.** ..... **D21/700**  
(58) **Field of Search** ..... D21/698-700,  
D21/706, 790, 791, 840, 302, 490, 493,  
497, 621-649; D11/53, 83, 101, 128, 136,  
150, 160, 174; D20/10-12, 19, 25, 31,  
41; D5/63, 64; D8/1, 19; 473/410, 411;  
273/127 R, 108.22; 446/387; 40/124.01,  
299.01, 645, 421, 422, 538, 584; 428/542.2,  
542.6, 913.3

(56) **References Cited**

**U.S. PATENT DOCUMENTS**

1,403,515 A \* 1/1922 Mathews et al. .... 446/329  
D60,773 S \* 4/1922 Carter ..... D11/168  
1,429,761 A \* 9/1922 Odarka ..... 446/266  
2,185,055 A \* 12/1939 Driscoll ..... 273/127 D  
D143,542 S \* 1/1946 Meyer ..... D21/700  
D143,543 S \* 1/1946 Meyer ..... D21/700  
D143,544 S \* 1/1946 Meyer ..... D21/700  
D160,576 S \* 10/1950 Christensen ..... D21/700  
2,801,854 A \* 8/1957 Trudeau ..... 473/411

3,082,002 A \* 3/1963 Goldfarb ..... 273/369  
4,339,133 A 7/1982 Warehime ..... 273/126 R  
D275,778 S \* 10/1984 Heinle ..... D21/700  
D279,594 S 7/1985 Chamberlin ..... D21/700  
D284,782 S 7/1986 Sahler ..... D21/700  
D317,192 S 5/1991 Eliassen ..... D21/728  
5,158,283 A 10/1992 Herkness, 2nd ..... 473/411  
D339,622 S 9/1993 Herkness, II ..... D21/700  
5,308,064 A 5/1994 Jen ..... 473/412  
D367,093 S 2/1996 Weir ..... D21/728  
6,575,855 B1 6/2003 Buzak et al. .... 473/569

\* cited by examiner

*Primary Examiner*—Prabhakar Deshmukh  
*Assistant Examiner*—C. Tuttle  
(74) *Attorney, Agent, or Firm*—Lloyd W. Sadler

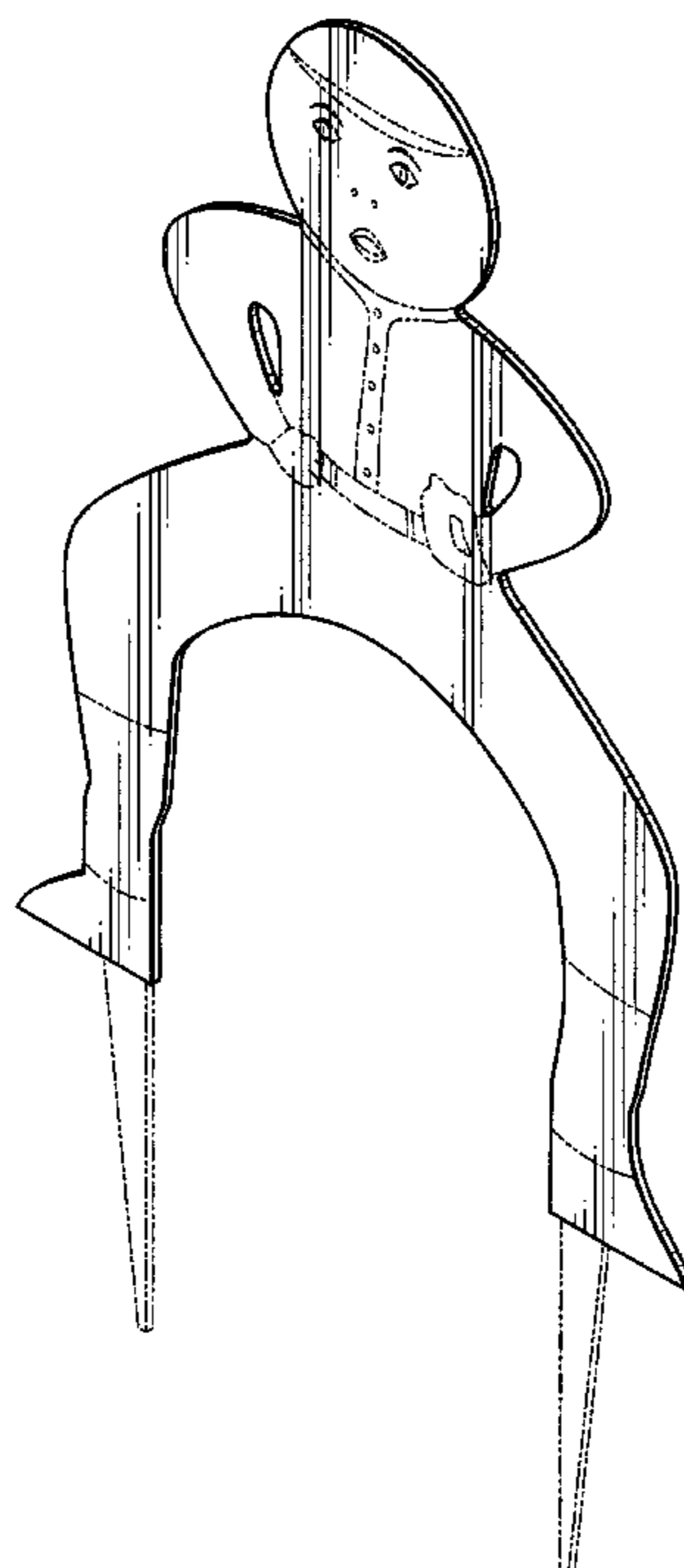
(57) **CLAIM**

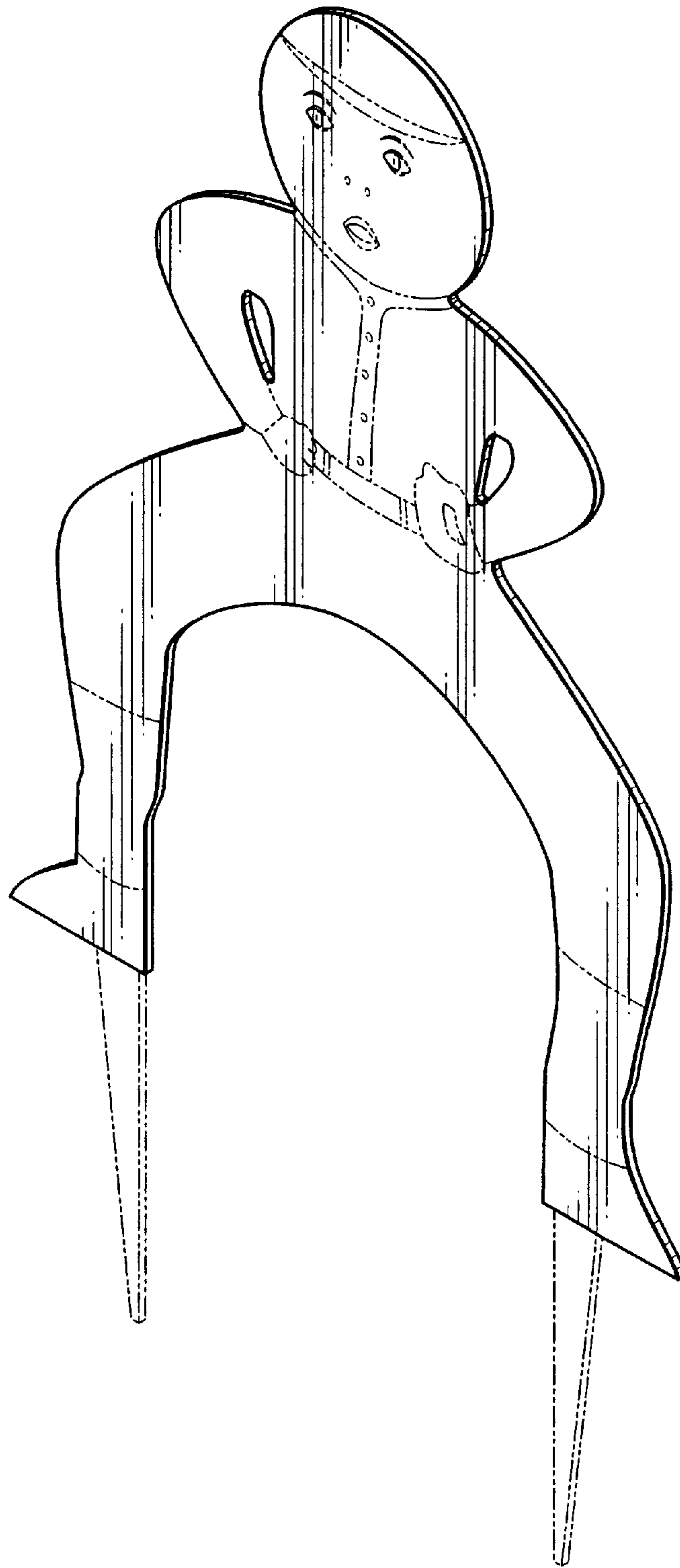
The ornamental design for the croquet wicket, as shown and described.

**DESCRIPTION**

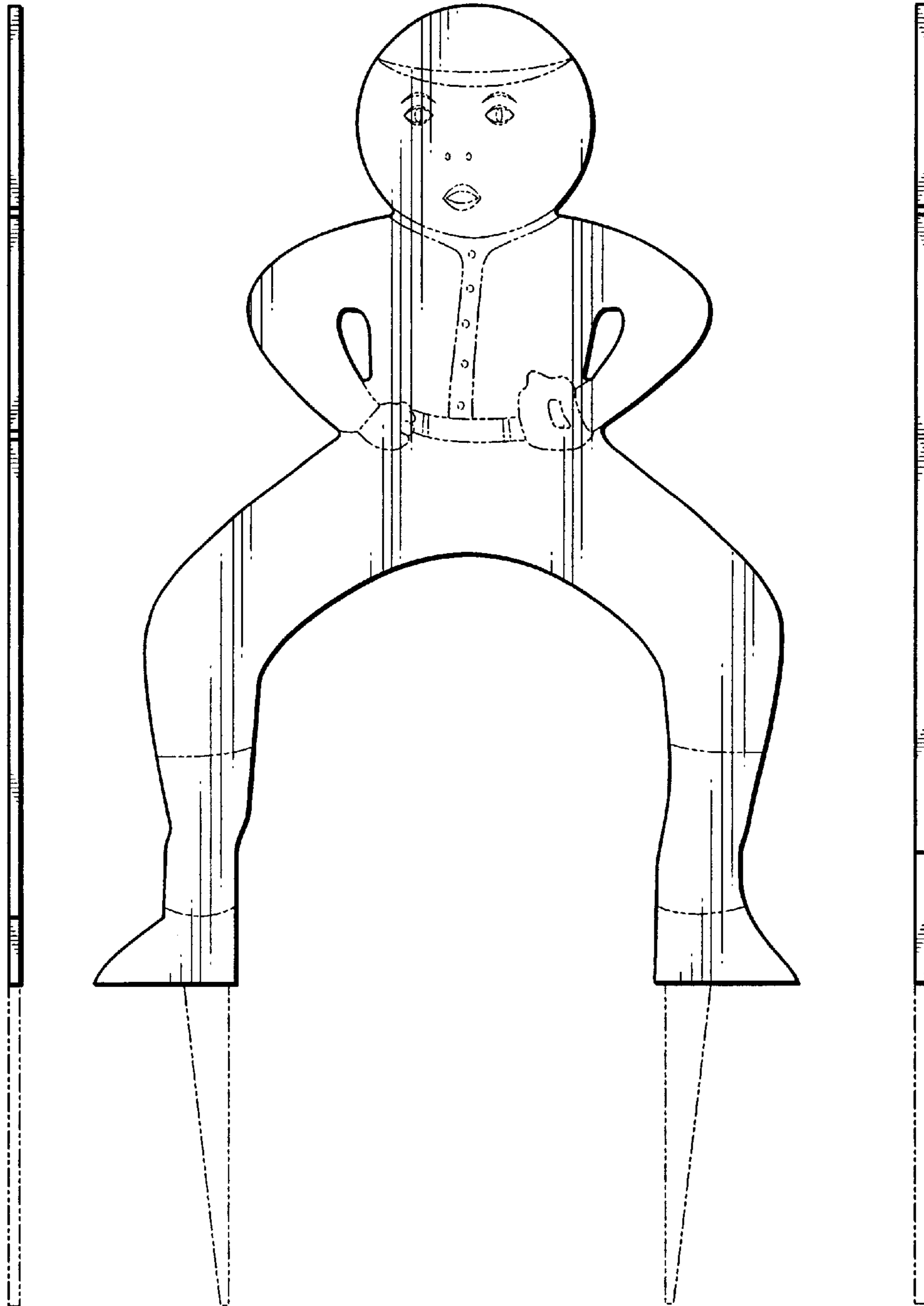
FIG. 1 is a perspective view of the front of the croquet wicket;  
FIG. 2 is a front elevation view thereof;  
FIG. 3 is a left side elevation view thereof;  
FIG. 4 is right side elevation view thereof;  
FIG. 5 is a rear elevation view thereof;  
FIG. 6 is a bottom plan view thereof; and,  
FIG. 7 is a top plan view thereof.  
The elements shown in broken lines are for illustrative purposes only and form no part of the claimed design.

**1 Claim, 3 Drawing Sheets**






**Fig. 1**



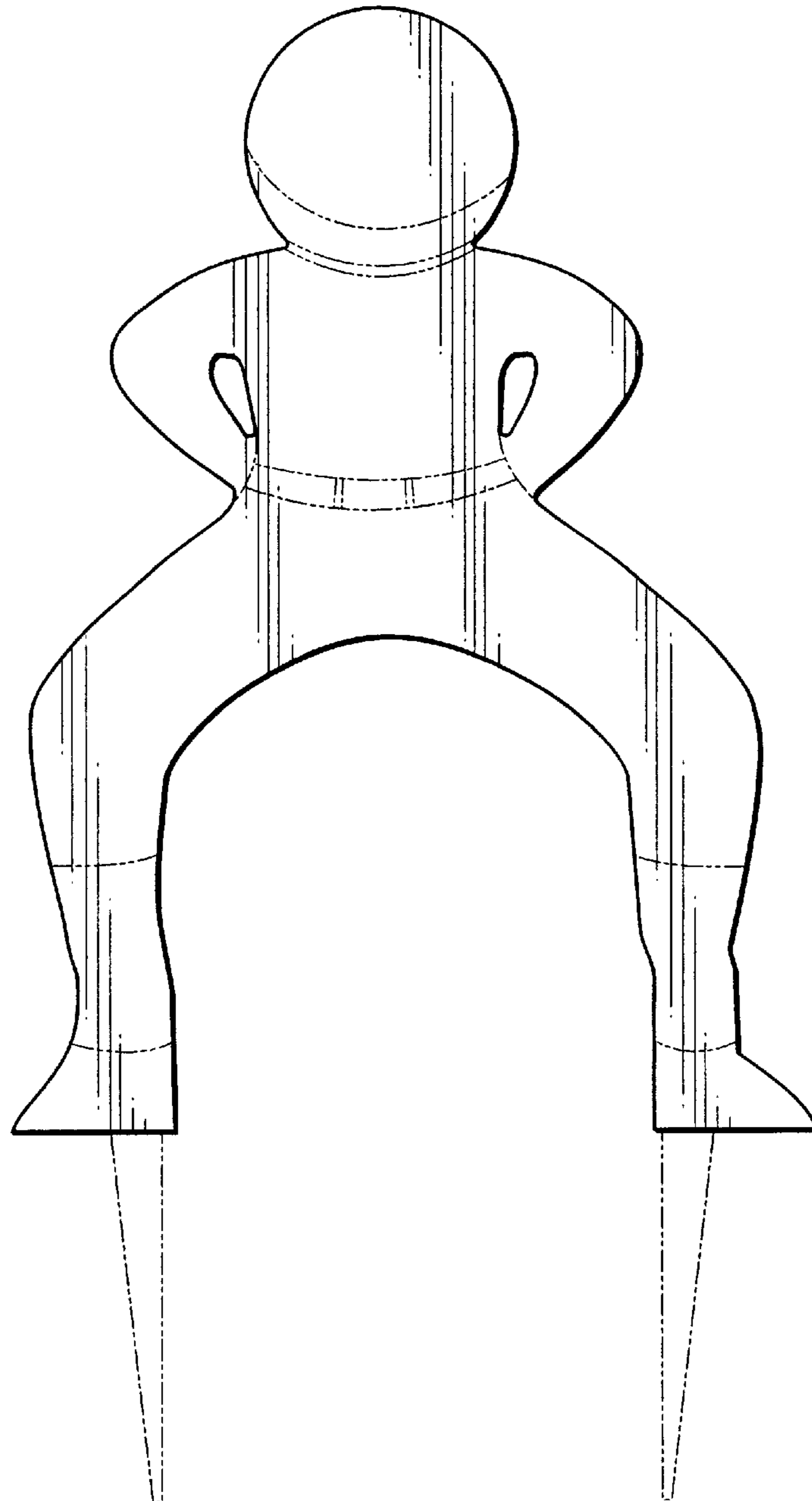
*Fig. 3*

*Fig. 2*

*Fig. 4*



*Fig. 6*



*Fig. 5*



*Fig. 7*