

US00D500084S

(12) **United States Design Patent** (10) **Patent No.:** **US D500,084 S**
Hester et al. (45) **Date of Patent:** **** Dec. 21, 2004**

(54) **APPLICATOR**

(75) Inventors: **William D. Hester**, Middletown, CT (US); **Michael Kent**, Cheshire, CT (US); **Ronald S. Rukan**, Wallingford, CT (US)

(73) Assignee: **Societe BIC** (FR)

(**) Term: **14 Years**

(21) Appl. No.: **29/186,156**

(22) Filed: **Jul. 10, 2003**

(51) **LOC (7) Cl.** **19-06**

(52) **U.S. Cl.** **D19/66; D19/43; D19/56**

(58) **Field of Search** D19/35, 36, 41-51, D19/53-58, 66, 70, 71, 81-85; 401/6, 7, 88, 262, 196-202, 213, 184, 172, 186, 243-247; 15/435; 222/207, 213, 327, 390; D9/337, 338

(56) **References Cited**

U.S. PATENT DOCUMENTS

D282,378 S	*	1/1986	Ohyabu et al.	D19/43
D310,684 S		9/1990	Itoh		
D317,625 S		6/1991	Itoh		
D319,469 S	*	8/1991	Rutter	D19/53
D325,221 S		4/1992	Ito		
D325,931 S	*	5/1992	Sekiguchi	D19/43
D329,253 S	*	9/1992	Sekiguchi	D19/53 X
D329,661 S		9/1992	Kimura		
5,261,755 A		11/1993	Draper et al.	401/264
D345,759 S		4/1994	Poisson		
5,358,349 A	*	10/1994	Burroughs et al.	401/184
D353,397 S	*	12/1994	Banik	D19/66
D355,442 S	*	2/1995	Chuang	D19/53
D388,119 S	*	12/1997	Kuramoto	D19/57 X

OTHER PUBLICATIONS

www.bicworld.com web page "Wite-Out® Shake'n Squeeze," first use Jan. 2001.

www.bicworld.com web page "Tipp-Ex® Shake'n Squeeze," first use Jan. 2001.

www.pentel.com web page "Presto!™" Mini Correction Pen, according to Pentel customer service (1-310-320-3831) first use 1998.

www.pentel.com web page ZL62-W "Presto!™" Pocket Correction Pen, according to Pentel customer service (1-310-320-3831) first use 1995.

(List continued on next page.)

Primary Examiner—Martie K. Holtje

(74) *Attorney, Agent, or Firm*—Jones Day

(57) **CLAIM**

The ornamental design for an applicator, as shown and described.

DESCRIPTION

FIG. 1 is a front, right perspective view of a design for an applicator with a transparent or translucent cap according to the present invention;

FIG. 2 is a front elevational view thereof;

FIG. 3 is a back elevational view thereof;

FIG. 4 is left-side elevational view thereof;

FIG. 5 is right-side elevational view thereof;

FIG. 6 is a top plan view thereof;

FIG. 7 is a bottom plan view thereof; and

FIG. 8 is a perspective view thereof with the cap on the bottom end and the applicator in a use position;

FIG. 9 is a front, right perspective view of a design for an applicator according to the present invention;

FIG. 10 is a front elevational view thereof;

FIG. 11 is a back elevational view thereof;

FIG. 12 is left-side elevational view thereof;

FIG. 13 is right-side elevational view thereof;

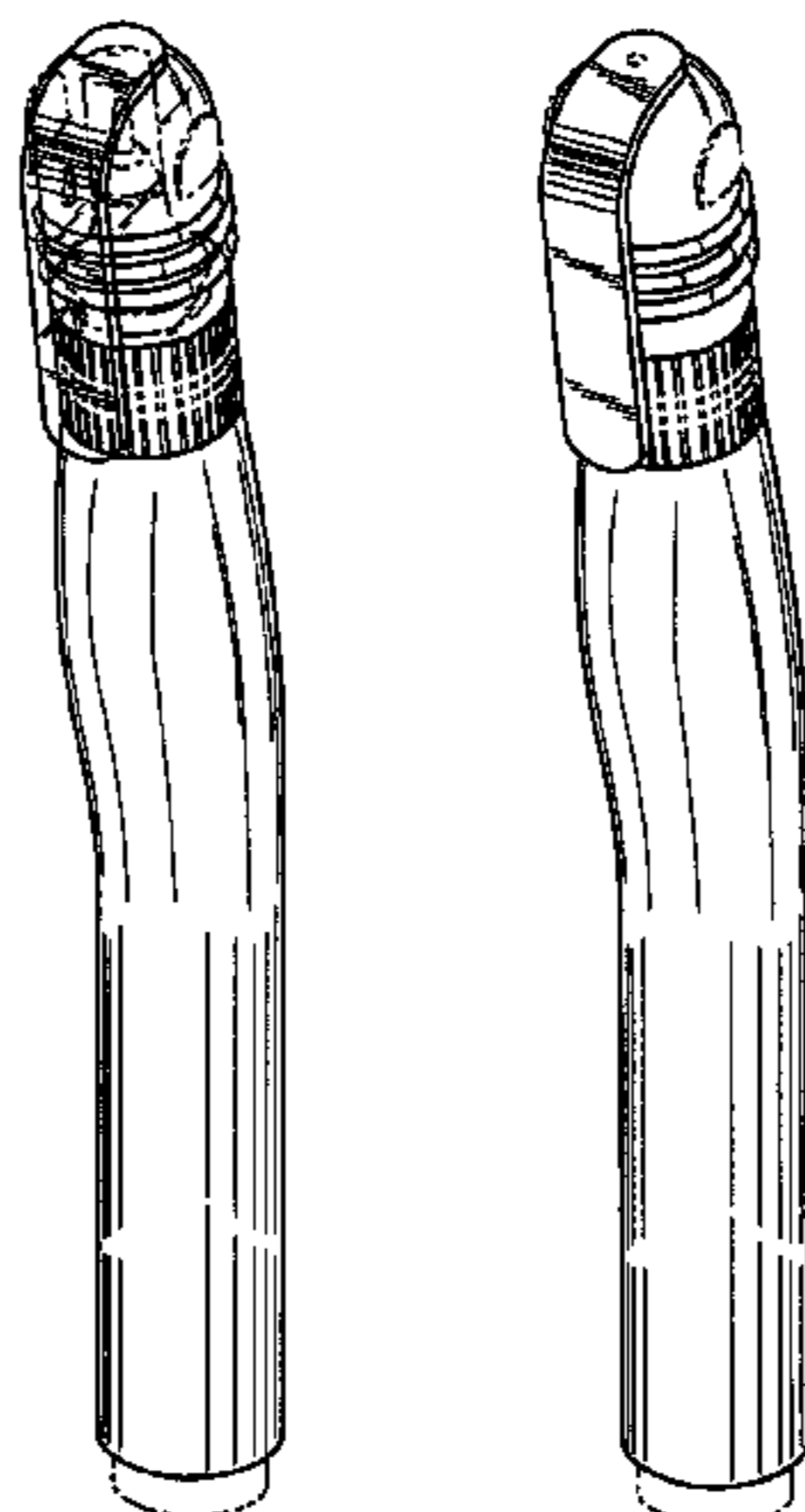
FIG. 14 is a top plan view thereof;

FIG. 15 is a bottom plan view thereof; and,

FIG. 16 is a perspective view thereof with the cap on the bottom end and the applicator in a use position.

All portions shown in broken lines are environmental and illustrative only and form no part of the claimed design.

1 Claim, 16 Drawing Sheets



OTHER PUBLICATIONS

www.pentel.com web page ZL112-W "Presto!TM" Pocket Correction Pen, according to Pentel customer service (1-310-320-3831) first use 1995.

www.pentel.com web page ZLM21-W "Presto!TM" Pocket Correction Pen-Medium, according to Pentel customer service (1-310-320-3831) first use 1995.

www.papermate.com web page "Liquid Paper[®] Correction Pen," according to Papermate customer service (1-800-323-0749), first use 1990.

www.papermate.com web page "Liquid Paper[®] AutoFlo Pen," according to Papermate customer service (1-800-323-0749), first use 2002.

* cited by examiner



Fig. 1



Fig. 2

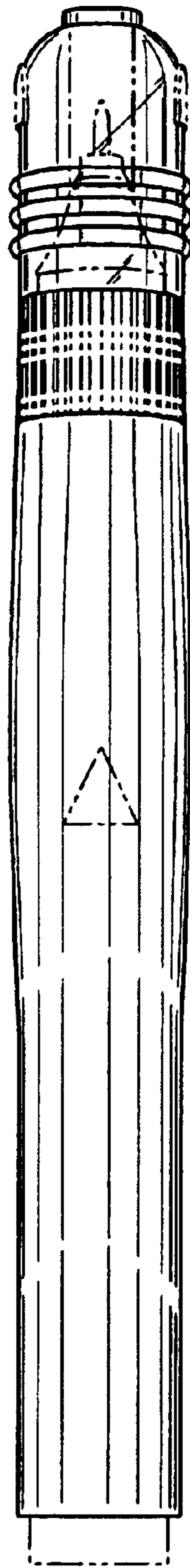


Fig. 3

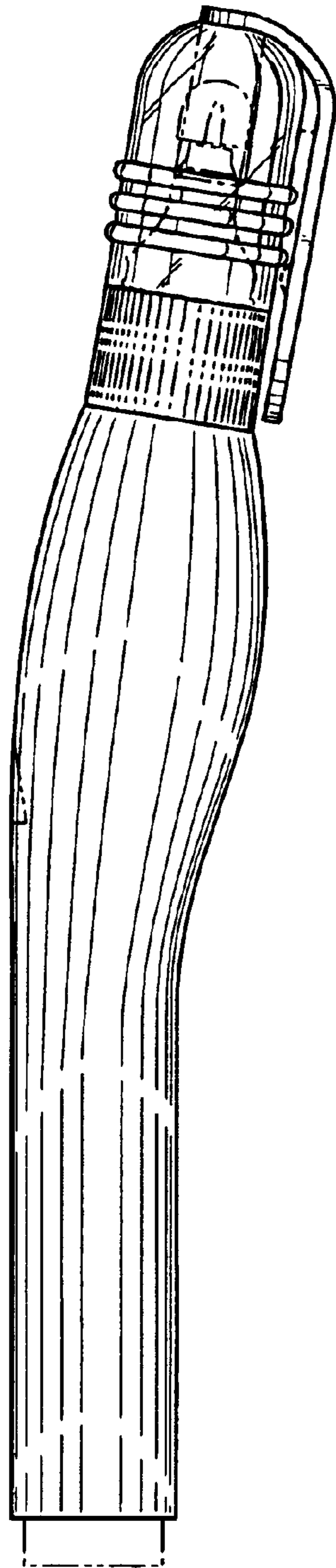


Fig. 4

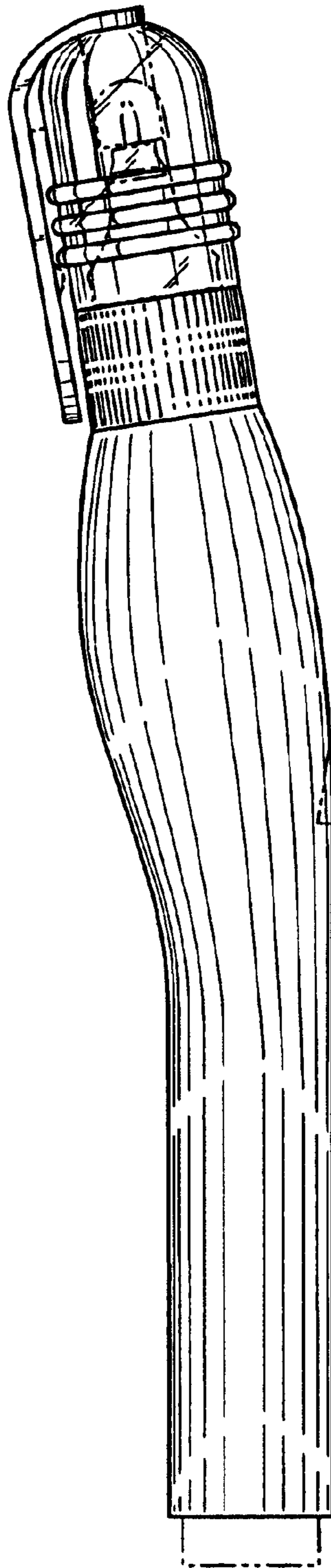


Fig. 5

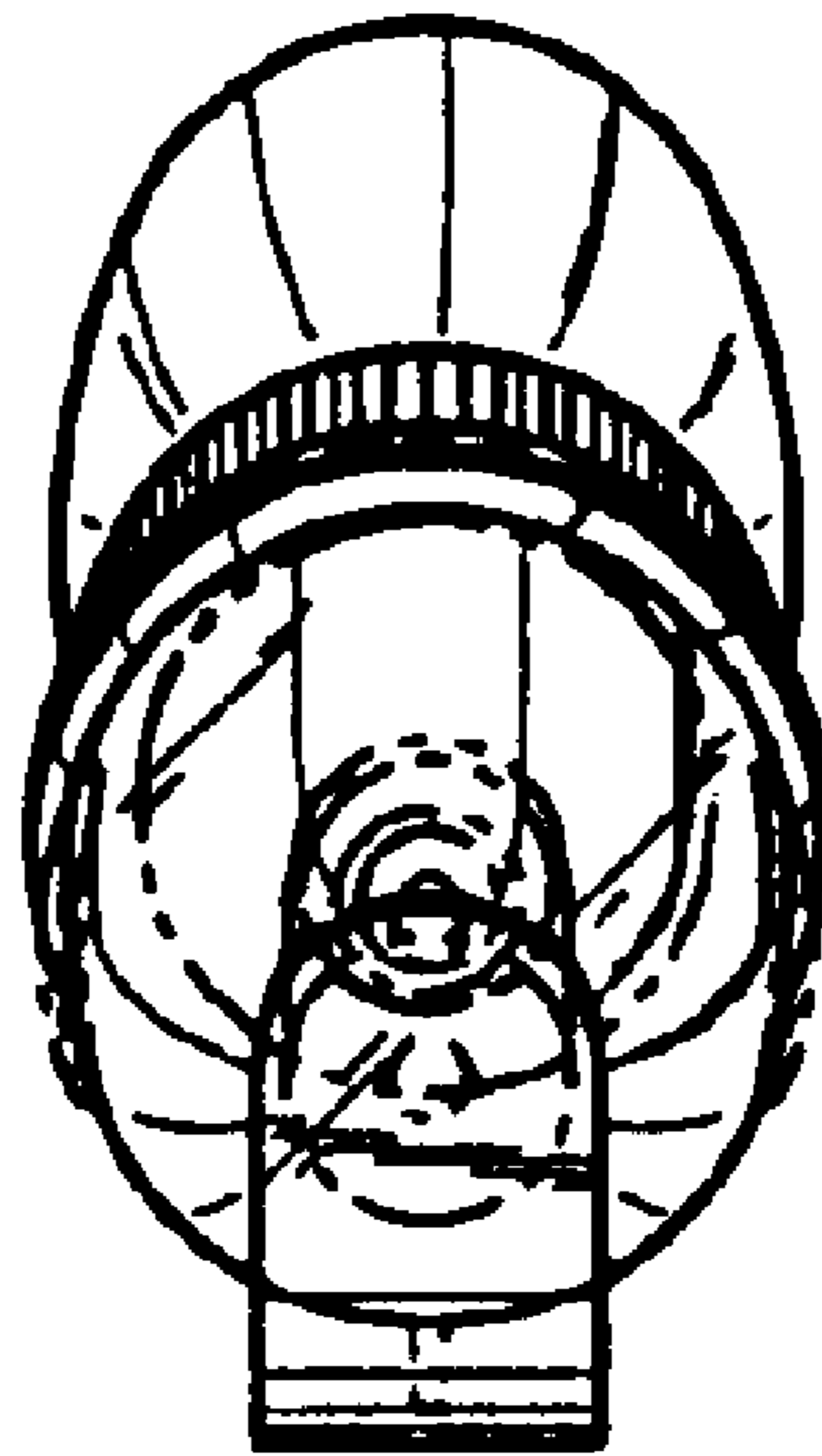


Fig. 6

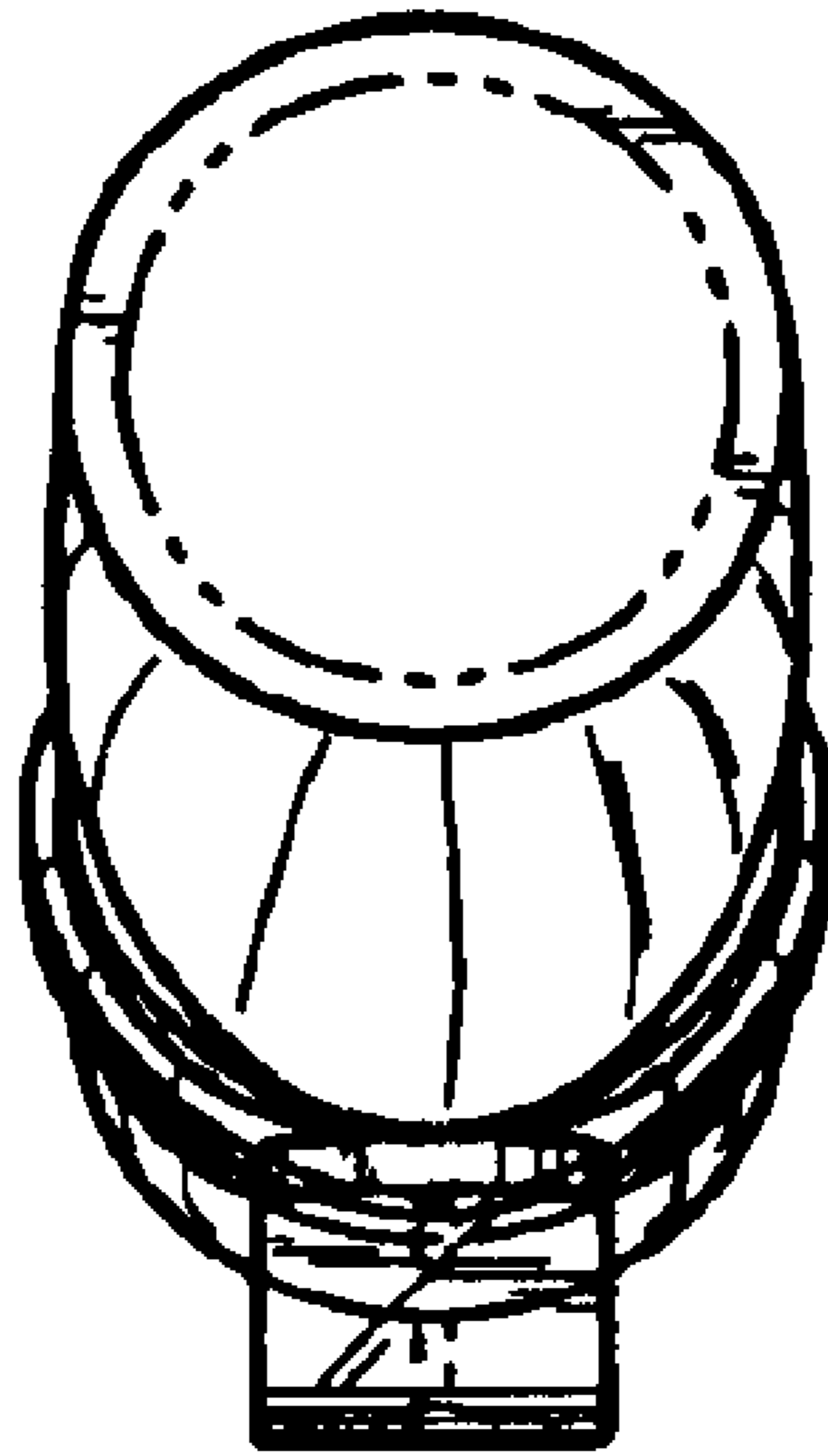


Fig. 7

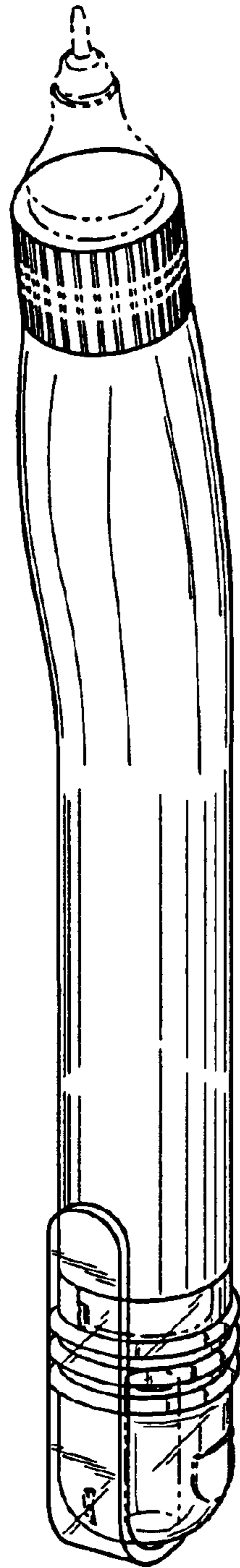


Fig. 8

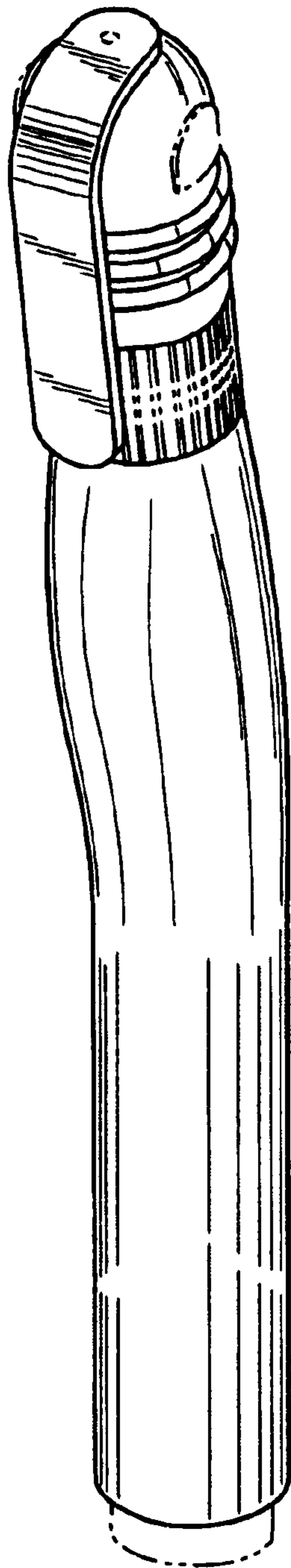


Fig. 9




Fig. 10

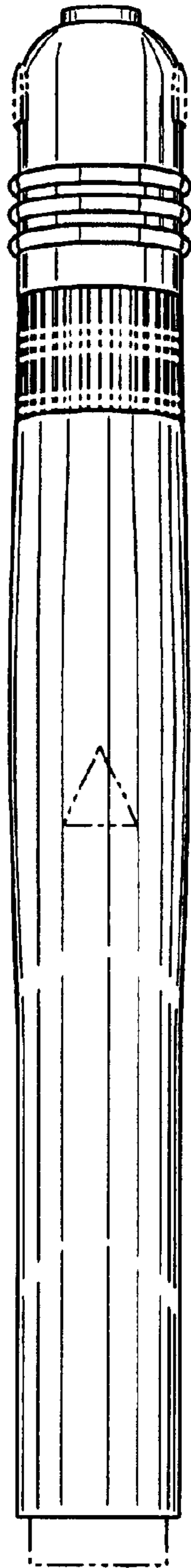


Fig. 11

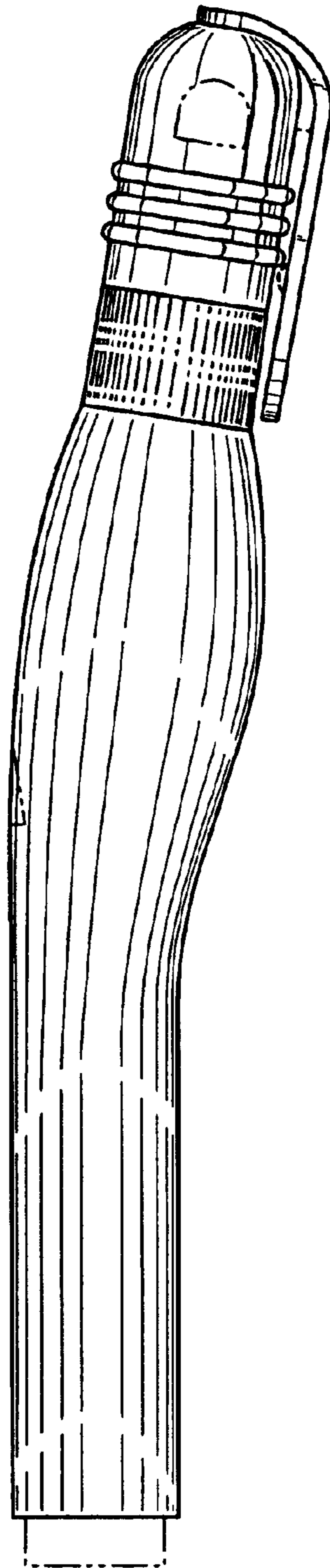


Fig. 12

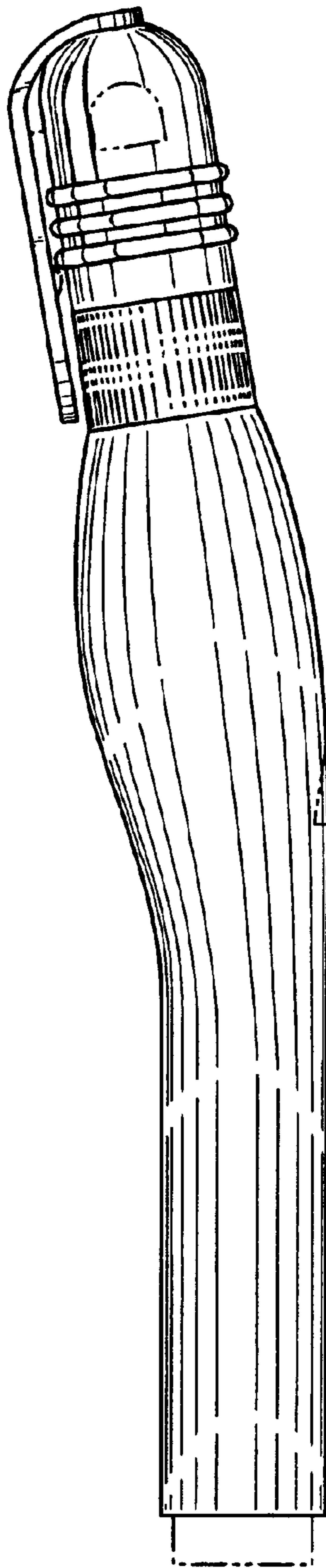


Fig. 13

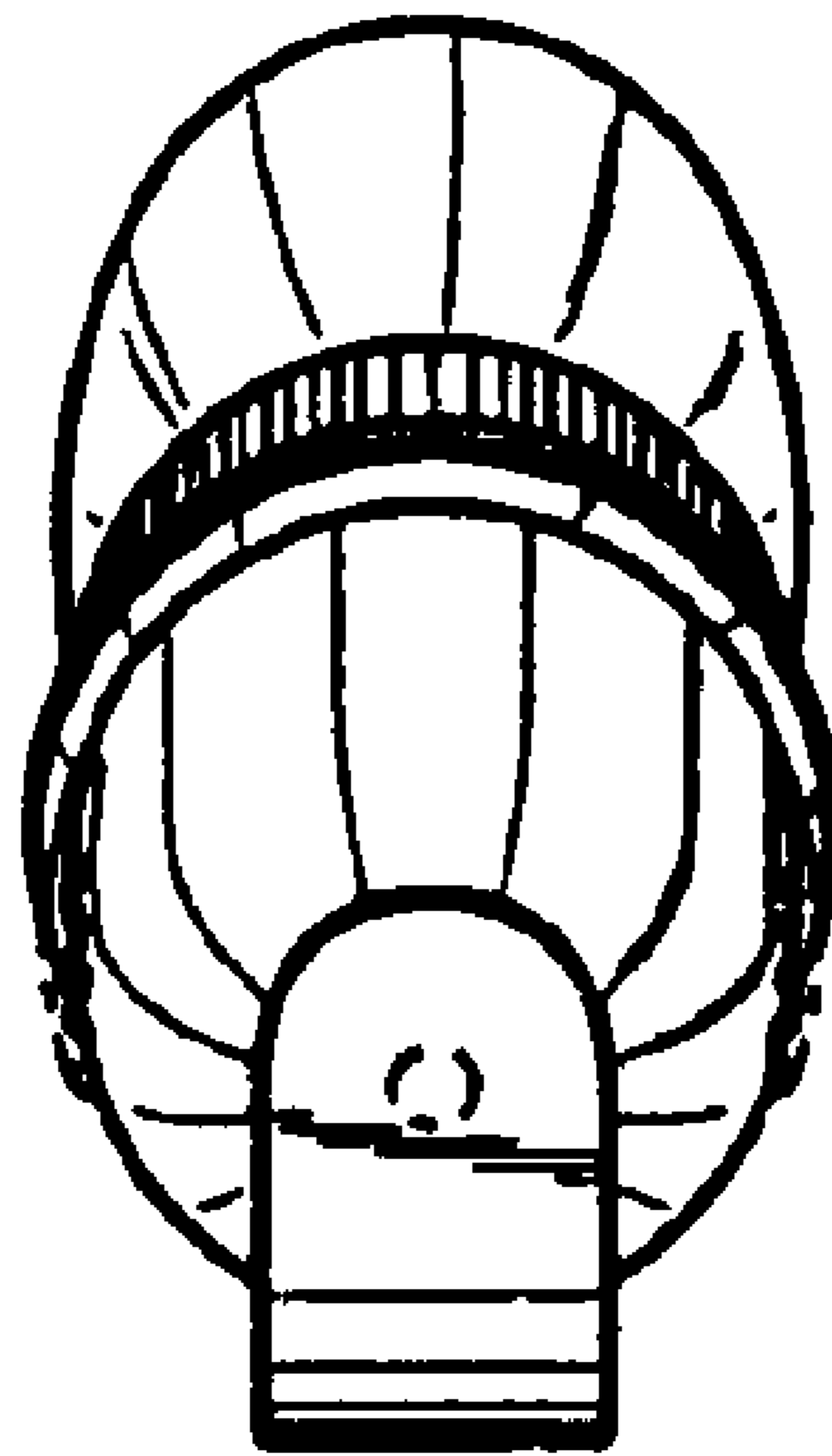


Fig. 14

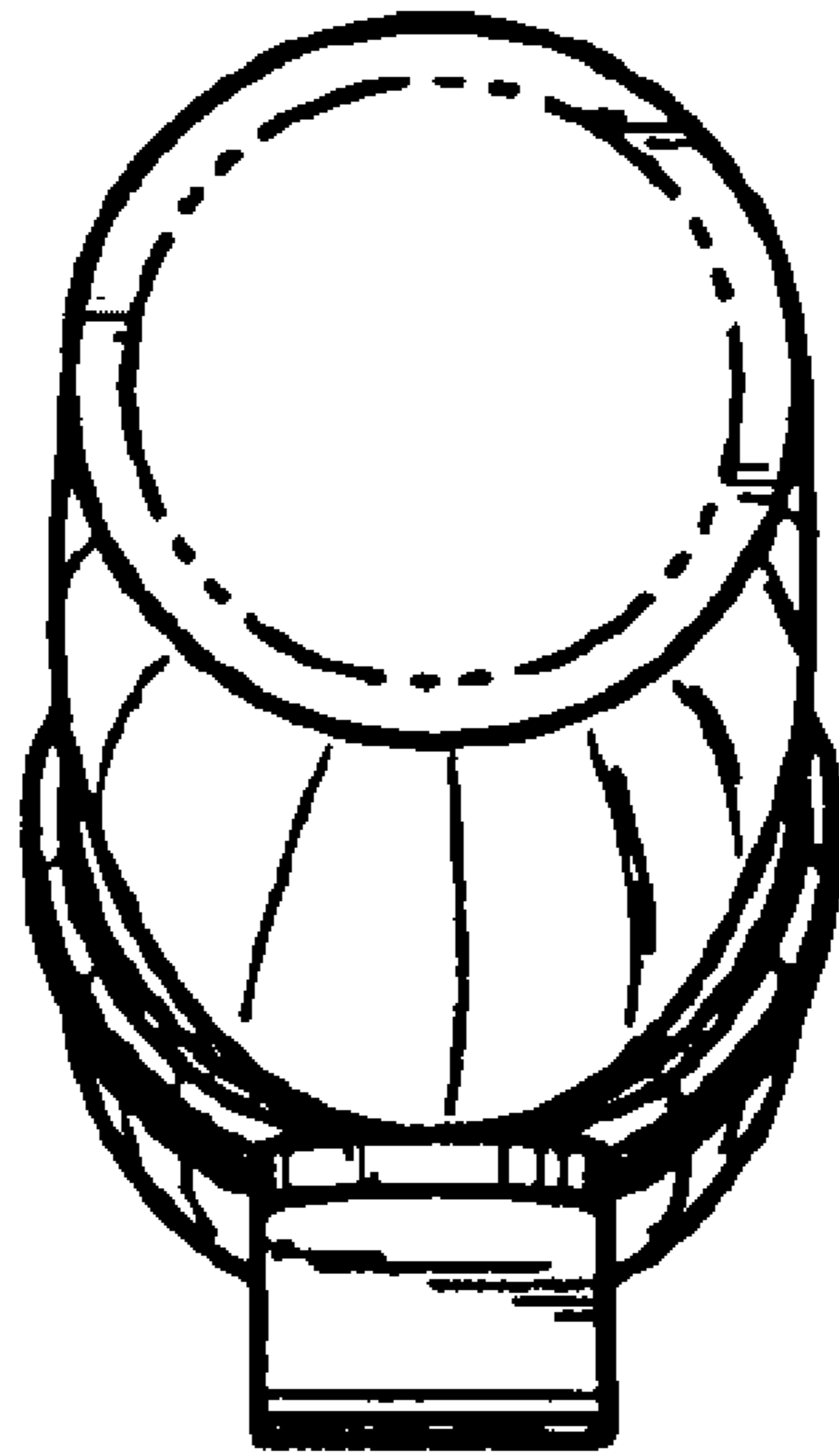


Fig. 15

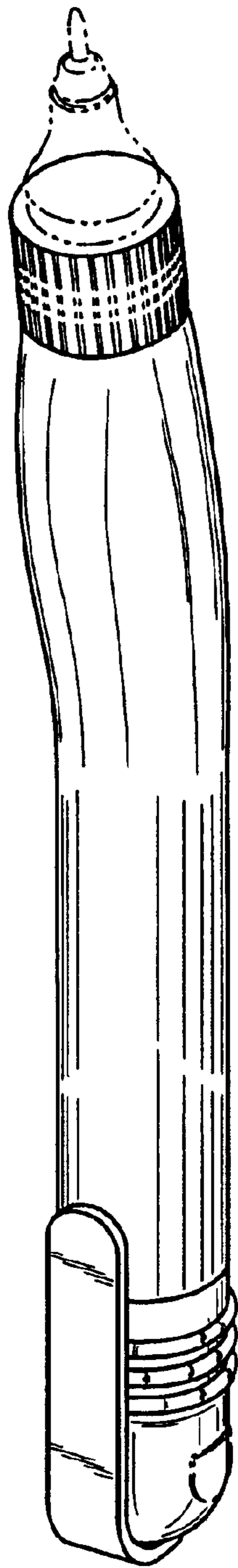


Fig. 16