



US00D500080S

(12) **United States Design Patent**
Katami

(10) **Patent No.:** **US D500,080 S**
(45) **Date of Patent:** **** Dec. 21, 2004**

(54) **BALL POINT PEN**

(75) **Inventor:** **Kazunori Katami**, Tsurugashima (JP)

(73) **Assignee:** **Tombow Pencil Co., Ltd.**, Tokyo (JP)

(**) **Term:** **14 Years**

(21) **Appl. No.:** **29/182,841**

(22) **Filed:** **Jun. 3, 2003**

(30) **Foreign Application Priority Data**

Dec. 6, 2002 (JP) 2002-033837

(51) **LOC (7) Cl.** **19-06**

(52) **U.S. Cl.** **D19/43; D19/51; D19/57**

(58) **Field of Search** **D19/35, 36, 41-51,**
D19/53-58, 81-85; 401/98, 196, 202, 209,
213, 243-247, 261, 262; 24/10 R, 11 R

(56) **References Cited**

U.S. PATENT DOCUMENTS

- D121,406 S * 7/1940 Whitehouse D19/43
- D159,125 S * 6/1950 Wuestman D19/36
- D182,163 S * 2/1958 Carreiro D19/57
- D188,267 S * 6/1960 Bunn et al. D19/57
- D213,739 S * 4/1969 Konwher D19/51
- D330,911 S * 11/1992 Tu D19/51
- D450,347 S * 11/2001 Keda D19/51

* cited by examiner

Primary Examiner—Martie K. Holtje

(74) *Attorney, Agent, or Firm*—Birch, Stewart, Kolasch & Birch, LLP

(57) **CLAIM**

The ornamental design for a ball point pen, as shown and described.

DESCRIPTION

FIG. 1 is a front elevational view of a ball point pen showing my new design;

FIG. 2 is a right side elevational view, the left side being a mirror image thereof;

FIG. 3 is a rear elevational view thereof;

FIG. 4 is a top plan view thereof;

FIG. 5 is a bottom plan view thereof;

FIG. 6 is a right front perspective view thereof;

FIG. 7 is a front elevational view of the pen body portion, shown separately for ease of illustration, all other sides being identical thereto;

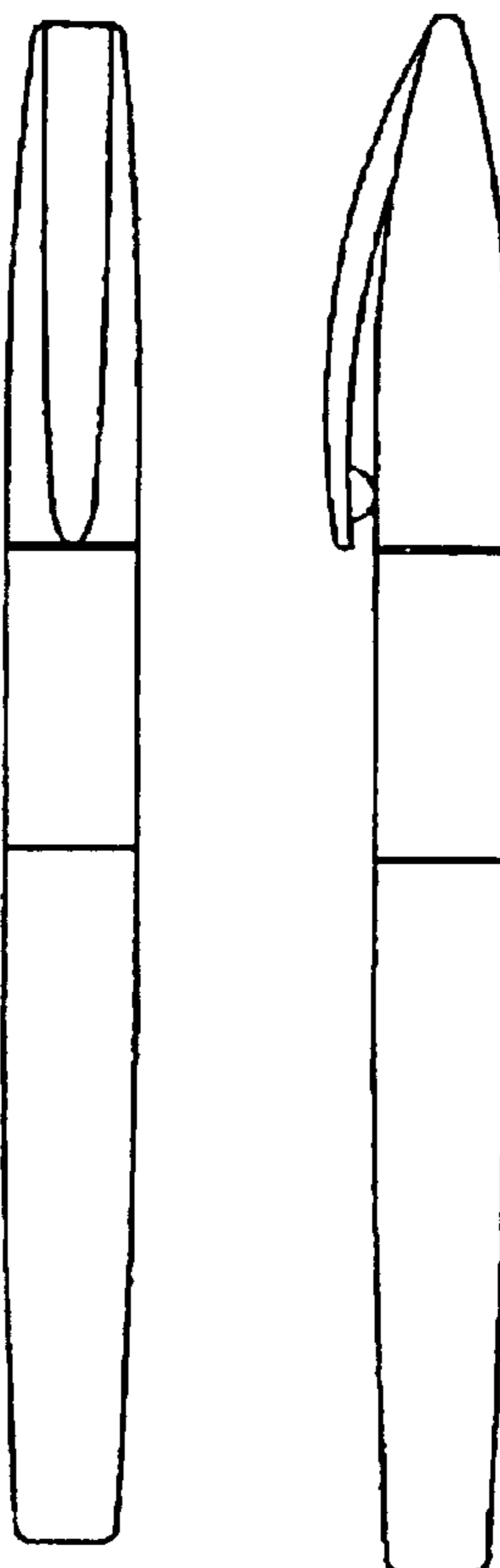
FIG. 8 is a front elevational view of the cap member shown separately for ease of illustration;

FIG. 9 is a right side elevational view of FIG. 8, the left side being a mirror image thereof;

FIG. 10 is a rear elevational view of FIG. 8; and,

FIG. 11 is a right front perspective view of FIG. 8.

1 Claim, 2 Drawing Sheets



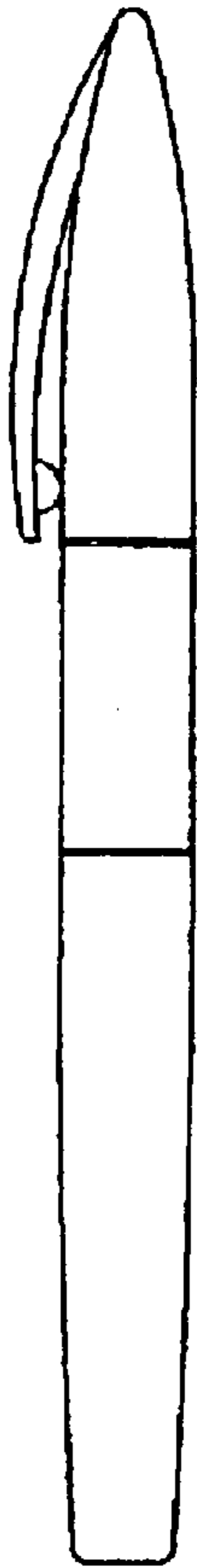


Fig. 2



Fig. 1



Fig. 3

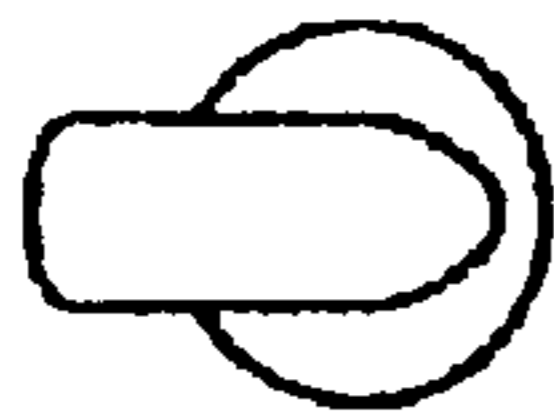


Fig. 4

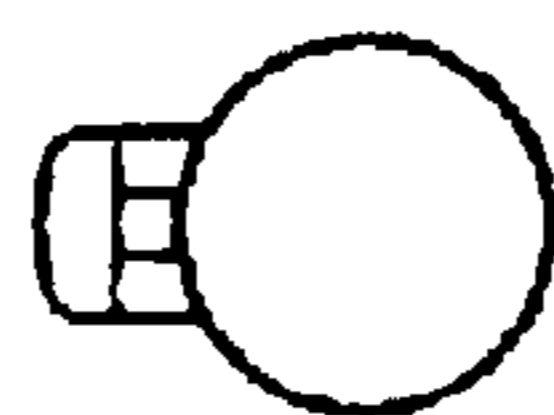


Fig. 5

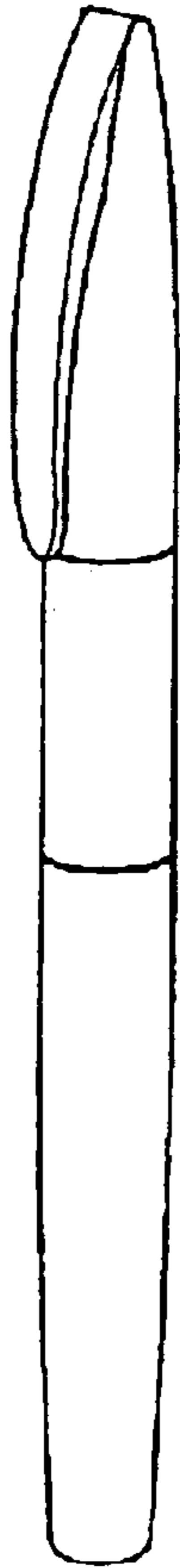


Fig. 6




Fig. 7




Fig. 8



Fig. 9



Fig. 10



Fig. 11