

US00D500071S

(12) **United States Design Patent**
Grosjean

(10) **Patent No.: US D500,071 S**

(45) **Date of Patent: ** Dec. 21, 2004**

(54) **SPECTACLES**

(75) **Inventor: Nathalie Grosjean, Seltz (FR)**

(73) **Assignee: CEBE (FR)**

(**) **Term: 14 Years**

(21) **Appl. No.: 29/193,941**

(22) **Filed: Nov. 18, 2003**

(30) **Foreign Application Priority Data**

May 22, 2003 (EM) 33303

(51) **LOC (7) Cl. 16-06**

(52) **U.S. Cl. D16/326**

(58) **Field of Search** D16/101, 300-330,
D16/335; D29/109-110; D24/110.2; 351/41,
44, 51, 52, 57-61, 111, 121, 158; 2/426,
428, 430, 436, 444, 448-449

(56) **References Cited**

U.S. PATENT DOCUMENTS

D347,014 S	*	5/1994	Arnette	D16/326
D377,499 S	*	1/1997	Garneau	D16/335
D382,290 S	*	8/1997	Simioni	D16/326
D385,290 S	*	10/1997	Totsuka et al.	D16/326

D392,665 S	*	3/1998	Marie Mage	D16/326
D403,343 S	*	12/1998	Flanagan	D16/326
D424,598 S	*	5/2000	Simioni	D16/338
D432,157 S	*	10/2000	Simioni et al.	D16/326
D456,441 S	*	4/2002	Jannard et al.	D16/326
D470,882 S	*	2/2003	Mage	D16/319

* cited by examiner

Primary Examiner—Raphael Barkai

(74) *Attorney, Agent, or Firm*—Parkhurst & Wendel, L.L.P.

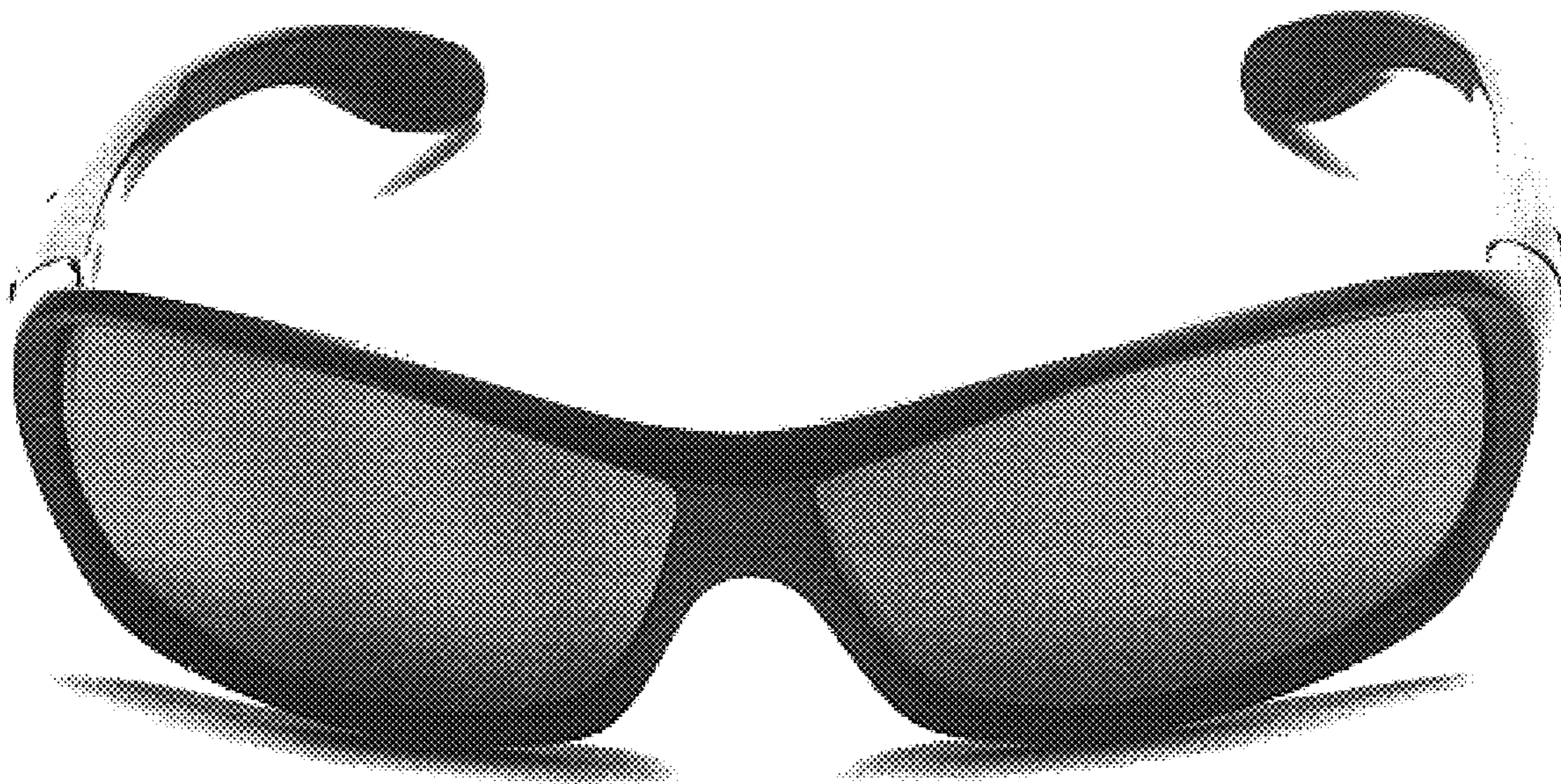
(57) **CLAIM**

The ornamental design for the spectacles, as shown and described.

DESCRIPTION

FIG. 1 is a photograph illustrating a perspective view.
 FIG. 2 is a photograph illustrating the design in a front view.
 FIG. 3 is a photograph illustrating the design in a rear view.
 FIG. 4 is a photograph illustrating the design in a right side view.
 FIG. 5 is a photograph illustrating the design in a top view;
 and,
 FIG. 6 is a photograph illustrating the design in a bottom view.

1 Claim, 6 Drawing Sheets






FIG. 1




FIG. 2




FIG. 3



FIG. 4



FIG. 5



FIG. 6