

US00D500062S

(12) **United States Design Patent**  
**Wong**

(10) **Patent No.:** **US D500,062 S**

(45) **Date of Patent:** **\*\* Dec. 21, 2004**

(54) **CAN COMPRESSOR AND STORAGE  
APPLIANCE HOUSING WITH HANDLE**

(76) **Inventor:** **Simon S. H. Wong**, 1282 Estate Dr.,  
Los Altos, CA (US) 94024

(\*\*) **Term:** **14 Years**

(21) **Appl. No.:** **29/188,461**

(22) **Filed:** **Aug. 19, 2003**

(51) **LOC (7) Cl.** ..... **15-09**

(52) **U.S. Cl.** ..... **D15/123**

(58) **Field of Search** ..... D15/123; 100/240,  
100/49, 171, 155 R, 172, 902, 102, 245,  
265, 289, 256, 268, 295, 110, 255, 288,  
98, 35, 238

(56) **References Cited**

**U.S. PATENT DOCUMENTS**

D124,327 S \* 12/1940 Muller ..... D15/123  
3,934,498 A \* 1/1976 Hochanadel ..... 100/35  
D253,771 S \* 12/1979 Hubbard et al. .... D15/123  
4,334,469 A \* 6/1982 Tanner et al. .... 100/110

4,570,536 A \* 2/1986 Dodd ..... 100/345  
5,243,903 A \* 9/1993 Blackmer et al. .... 100/102  
2002/0100376 A1 \* 8/2002 Schell et al. .... 100/49  
2003/0183096 A1 \* 10/2003 Koch ..... 100/240

\* cited by examiner

*Primary Examiner*—Antoine D. Davis

(74) *Attorney, Agent, or Firm*—Gray Cary Ware &  
Freidenrich, LLP; Andrew V. Smith

(57) **CLAIM**

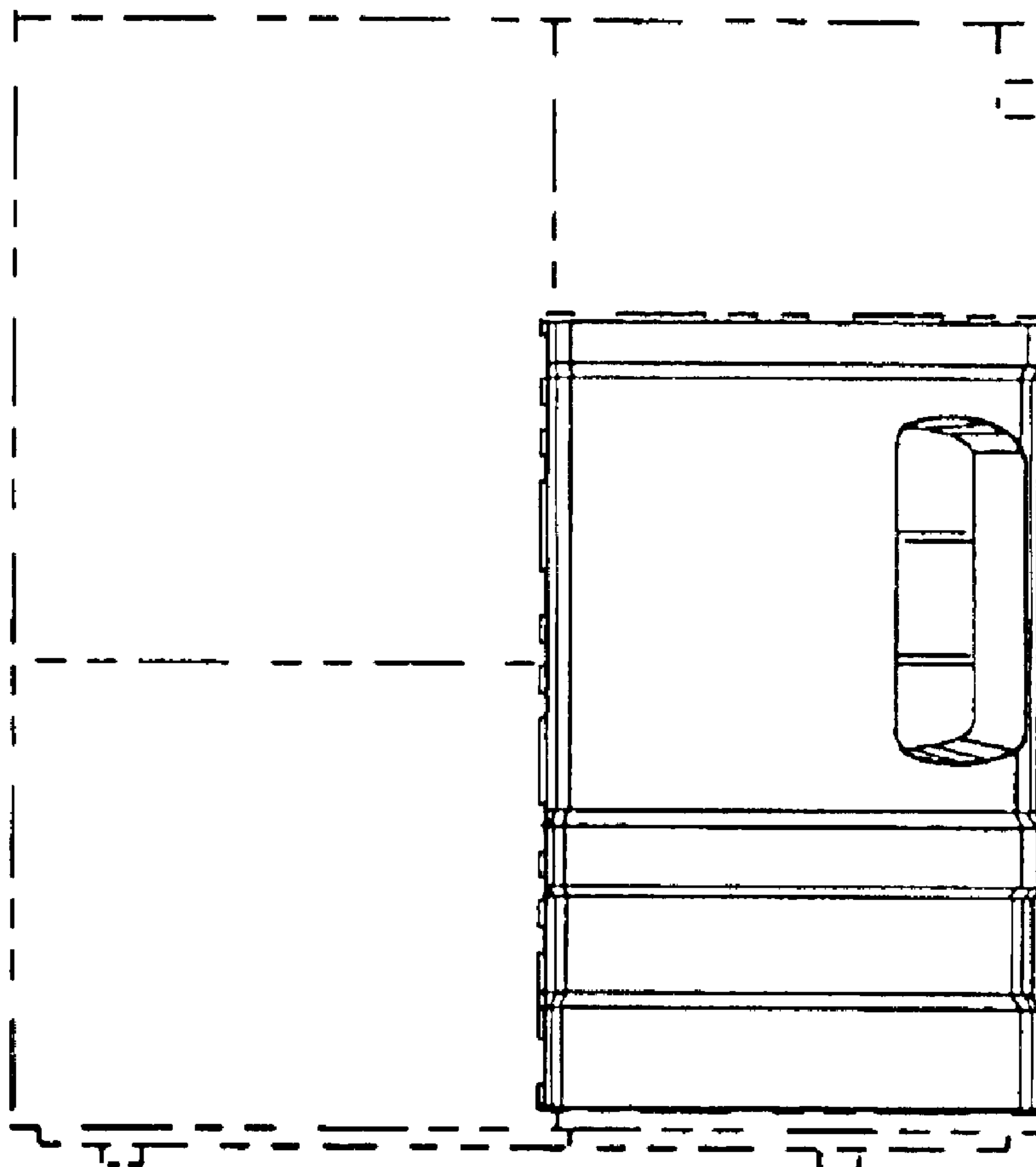
The ornamental design for a can compressor and storage  
appliance housing with handle, as shown and described.

**DESCRIPTION**

FIG. 1 schematically illustrates a side view of a can compressor and storage appliance housing with handle; and, FIG. 2 schematically illustrates a perspective view of the can compressor and storage appliance housing with handle of FIG. 1.

The broken lines are for illustrative purposes only and form no part of the claimed design.

**1 Claim, 1 Drawing Sheet**



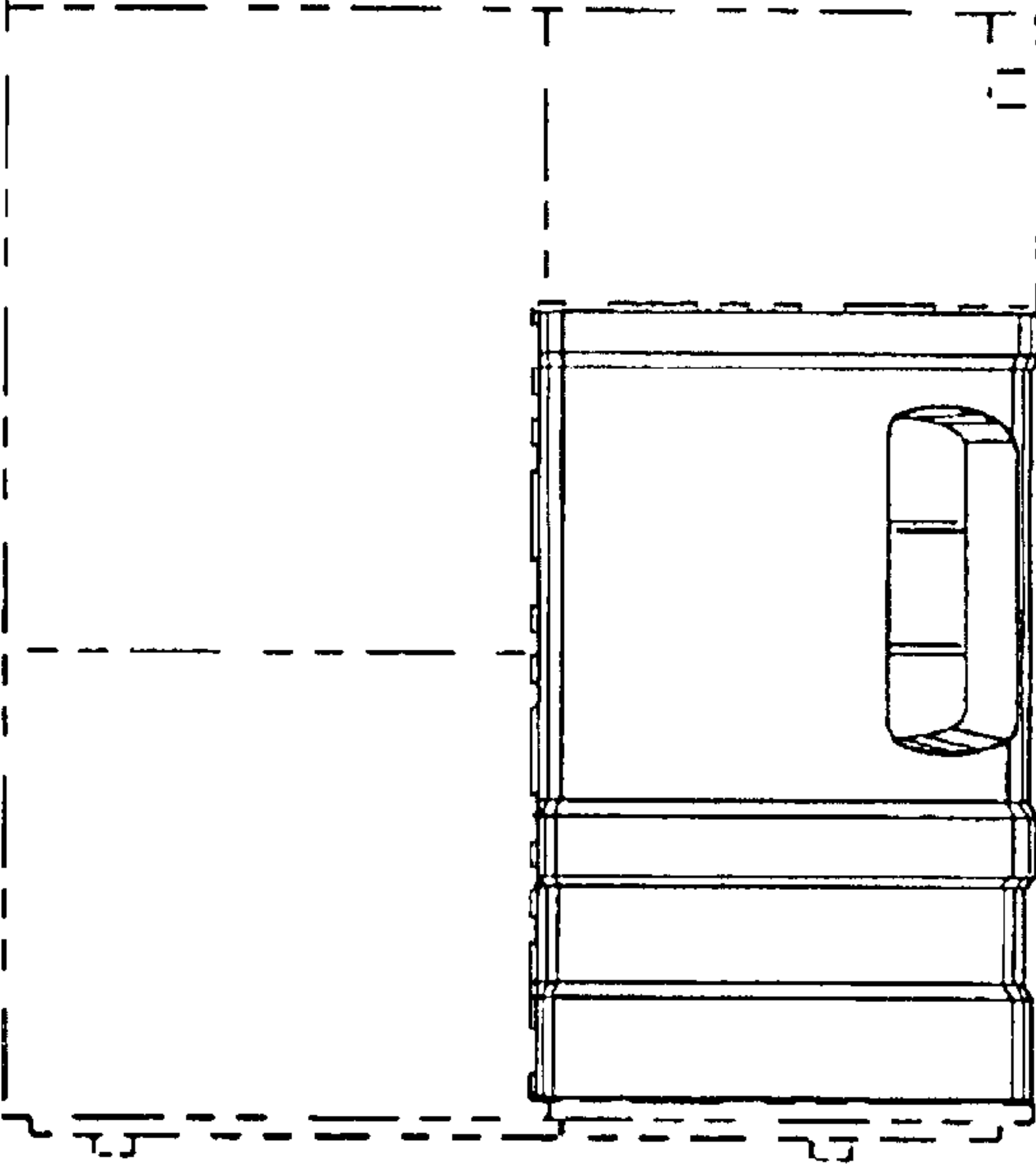


Fig. 1

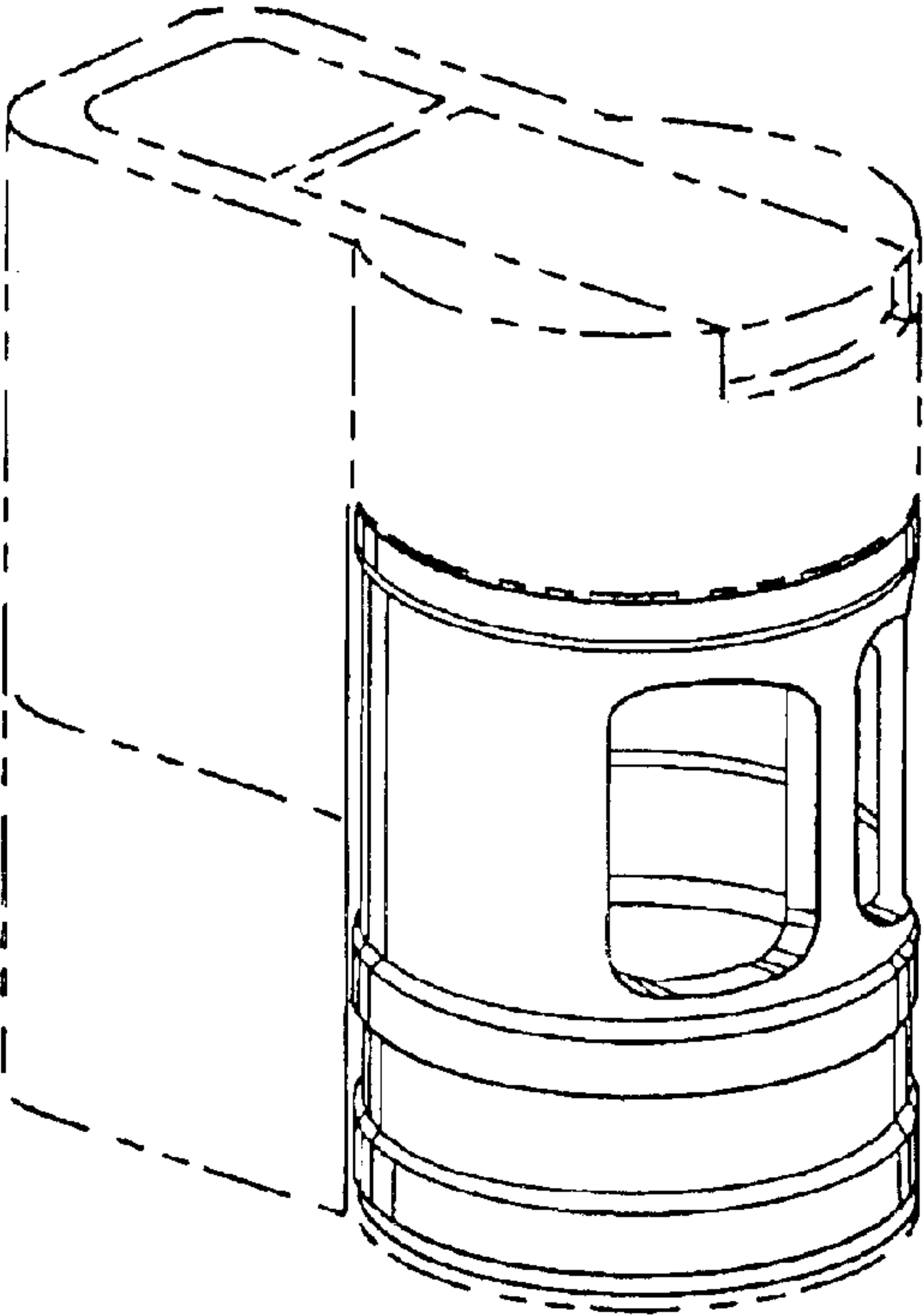


Fig. 2