

US00D500045S

(12) **United States Design Patent**
Zhang et al.

(10) **Patent No.: US D500,045 S**

(45) **Date of Patent: ** Dec. 21, 2004**

(54) **COMPUTER FRONT BEZEL**

D439,254 S * 3/2001 Zhao D14/441

(75) Inventors: **Ding-Ding Zhang**, Shenzhen (CN);
Chun Chi Liang, Tu-chen (TW);
Yun-Dong Xu, Shenzhen (CN); **Tao Su**, Shenzhen (CN)

* cited by examiner

Primary Examiner—Freda S. Nunn
(74) *Attorney, Agent, or Firm*—Wei Te Chung

(73) Assignee: **Hon Hai Precision Ind. Co., Ltd.**,
Taipei Hsien (TW)

(57) **CLAIM**

The ornamental design for a computer front bezel, as shown and described.

(**) Term: **14 Years**

DESCRIPTION

(21) Appl. No.: **29/199,949**

FIG. 1 is a perspective view of a computer front bezel of our new design;

(22) Filed: **Feb. 20, 2004**

FIG. 2 is a front elevational view thereof;

(51) **LOC (7) Cl.** **14-02**

FIG. 3 is a rear elevational view thereof;

(52) **U.S. Cl.** **D14/444**

FIG. 4 is a left side elevational view thereof;

(58) **Field of Search** D14/441-446;

FIG. 5 is a right side elevational view thereof;

D13/162, 184, 199; 312/223.2; 361/680-686,
690-696

FIG. 6 is a top plan view thereof;

FIG. 7 is a bottom plan view thereof; and,


FIG. 8 is a perspective view thereof being mounted to a computer case and having a plurality of shield plates attached thereto, wherein the computer case and the shield plates are shown in broken lines for illustrative purposes only and form no part of the claimed design.

(56) **References Cited**

U.S. PATENT DOCUMENTS

5,169,218 A * 12/1992 Chu 312/223.2
D431,825 S * 10/2000 Jean et al. D14/444

1 Claim, 6 Drawing Sheets



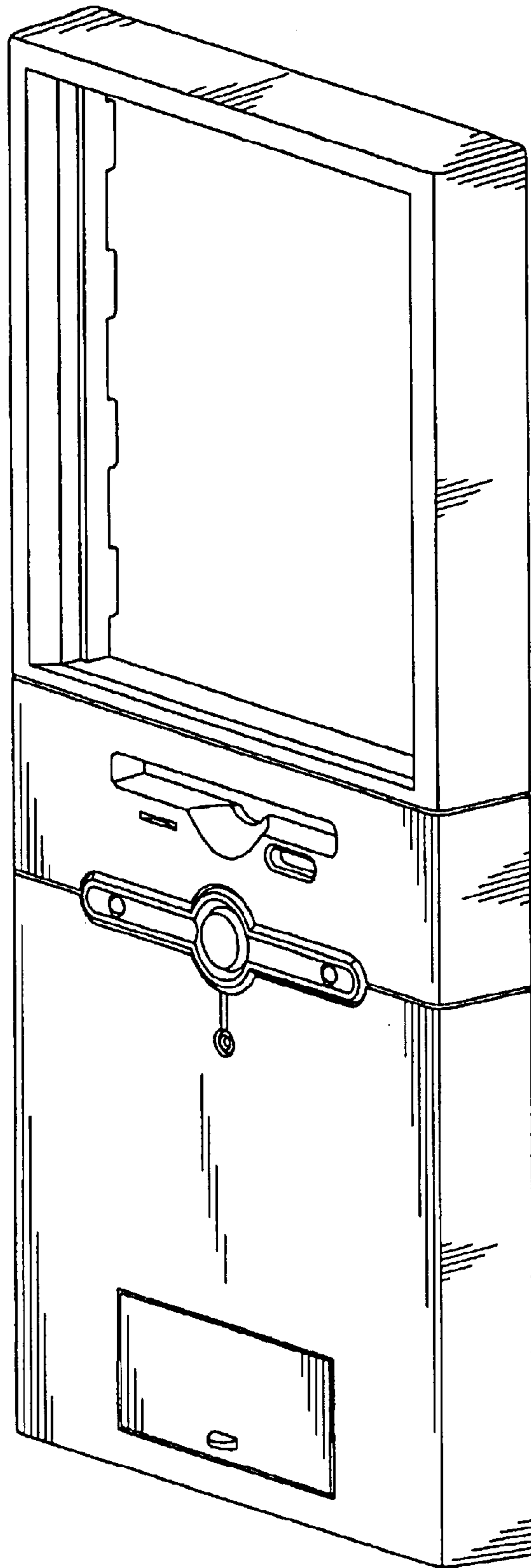


FIG. 1

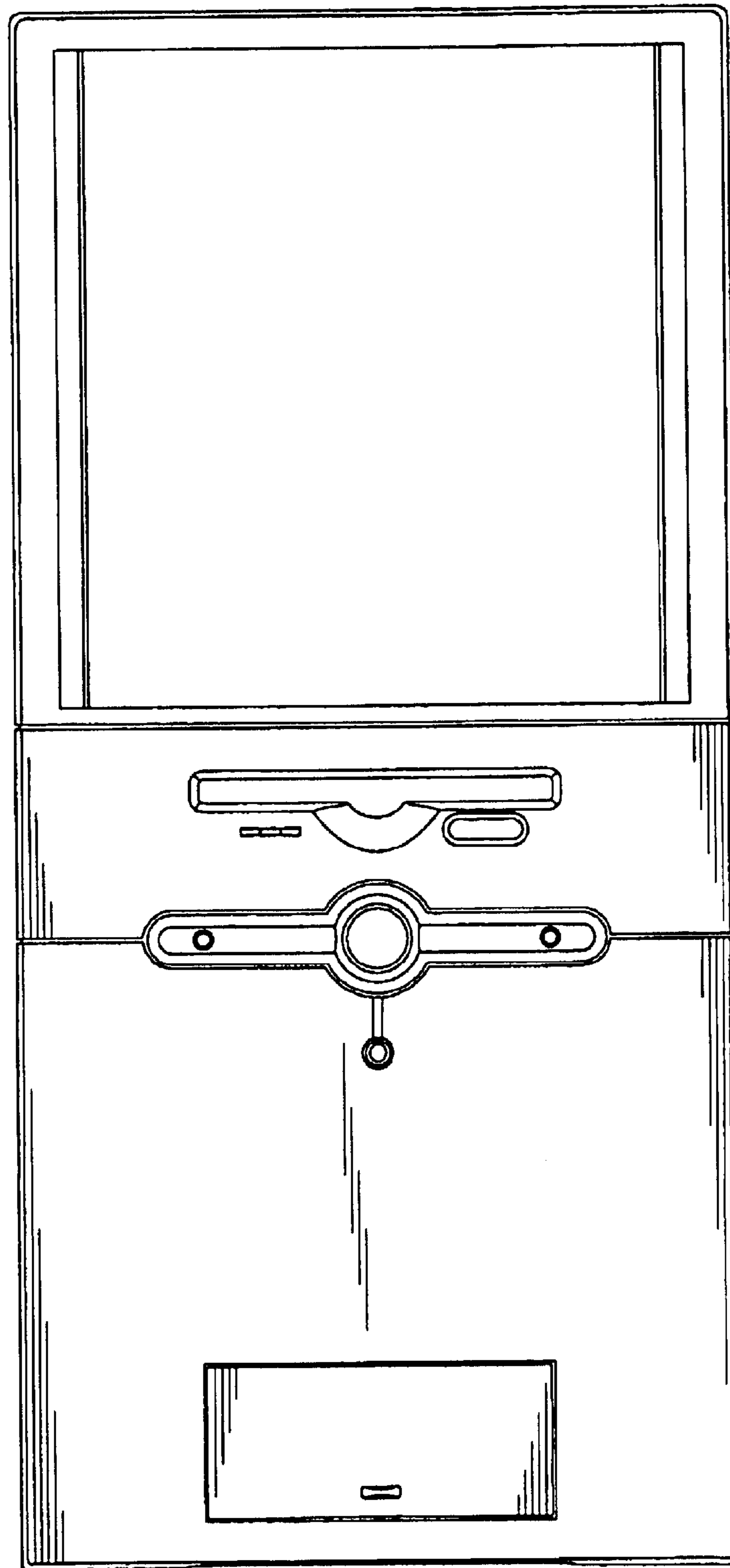


FIG. 2

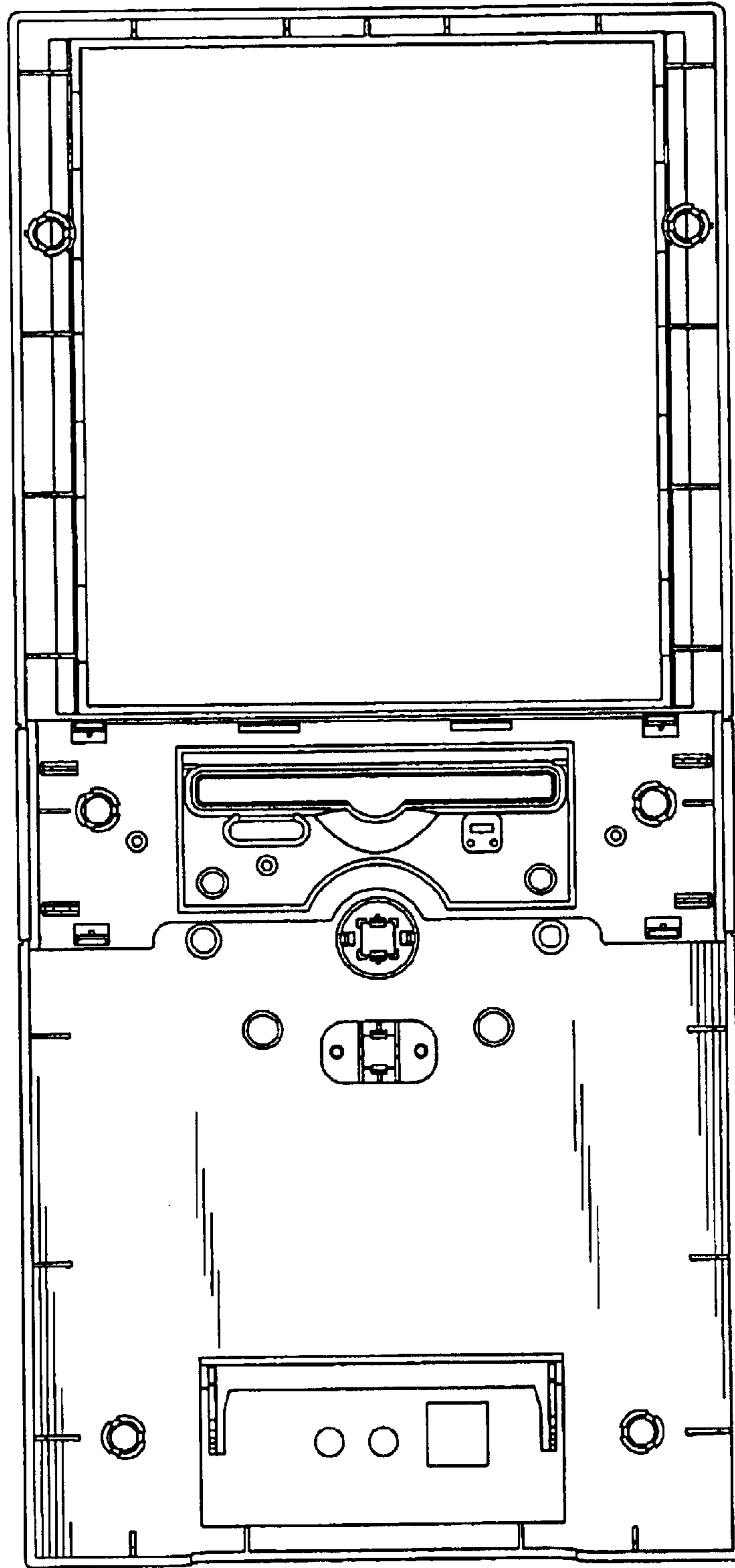


FIG. 3




FIG. 4




FIG. 5

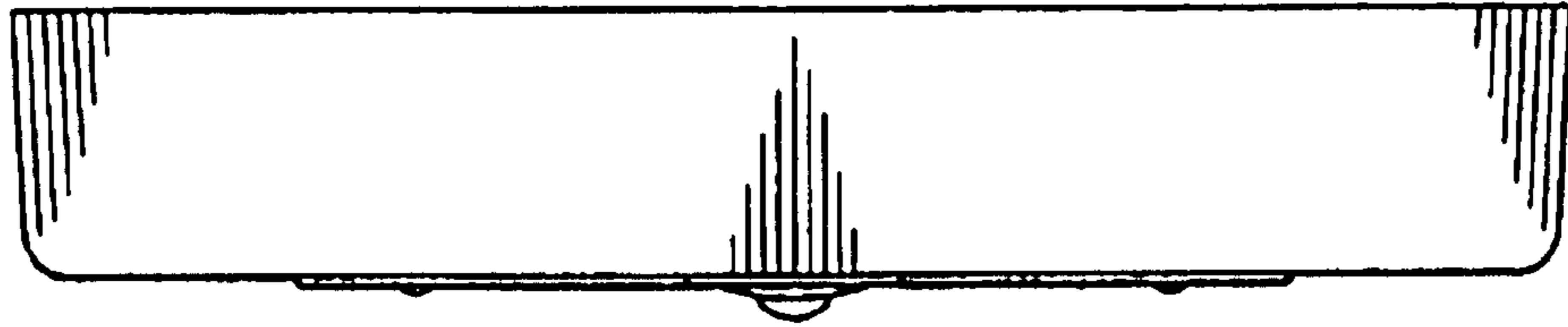


FIG. 6




FIG. 7

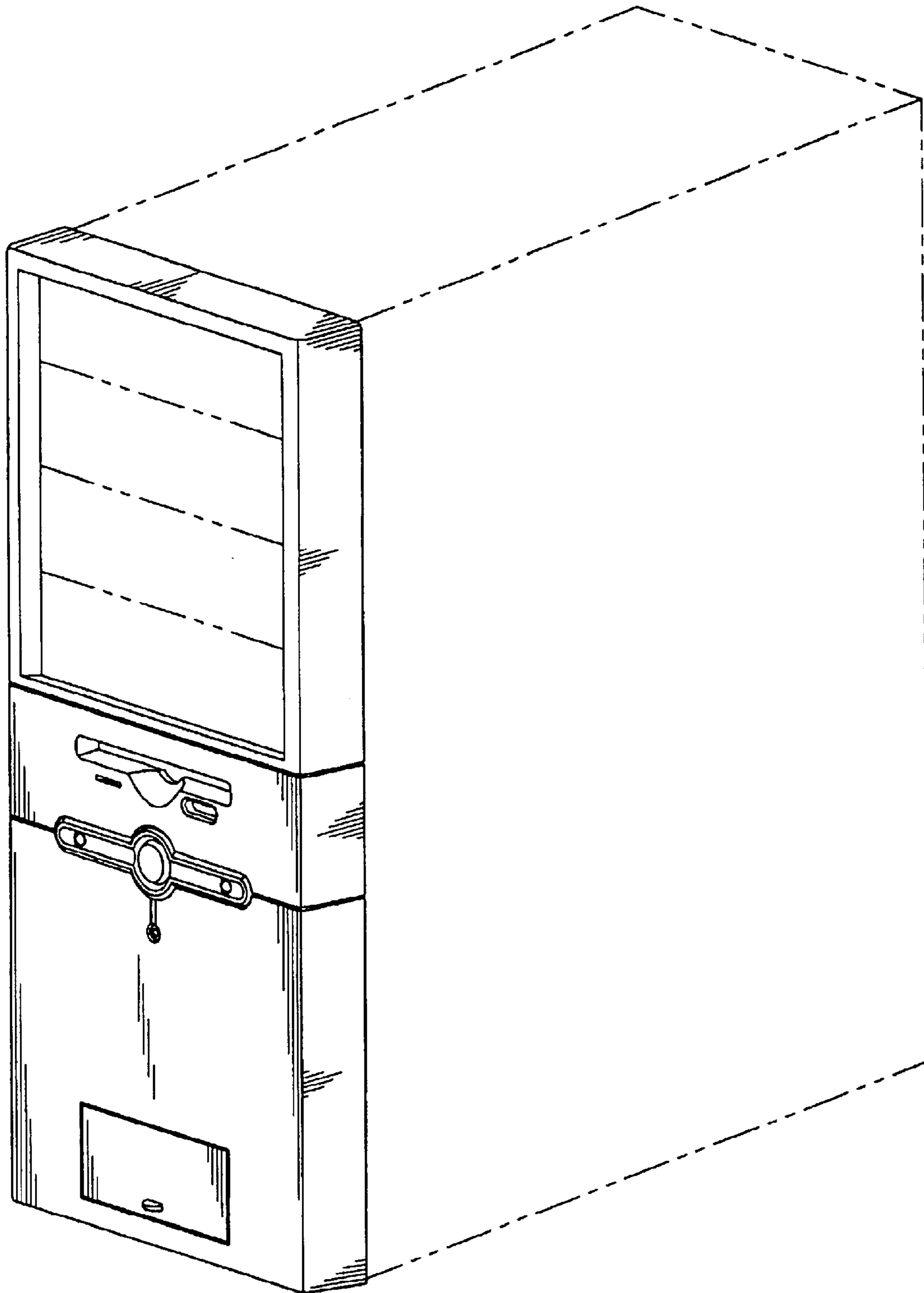


FIG. 8