

US00D500044S

(12) **United States Design Patent**
Chang

(10) **Patent No.:** **US D500,044 S**

(45) **Date of Patent:** **** Dec. 21, 2004**

(54) **COMPUTER FRONT PANEL**

(75) Inventor: **Cha-Shun Chang**, Taipei (TW)

(73) Assignee: **Chi-Chun Lin**, Baldwin Park, CA (US)

(**) Term: **14 Years**

(21) Appl. No.: **29/201,257**

(22) Filed: **Mar. 11, 2004**

Related U.S. Application Data

(63) Continuation-in-part of application No. 29/195,545, filed on Dec. 12, 2003, now Pat. No. Des. 495,328.

(51) **LOC (7) Cl.** **14-02**

(52) **U.S. Cl.** **D14/443**

(58) **Field of Search** D14/441-446,
D14/349; D13/162, 184, 199; 312/223.2;
361/680-686, 690-696

(56) **References Cited**

U.S. PATENT DOCUMENTS

D434,035 S * 11/2000 Jean et al. D14/349

D459,357 S * 6/2002 Lo D14/444

D473,555 S * 4/2003 Chien et al. D14/349

D480,723 S * 10/2003 Lee et al. D14/349

D484,884 S * 1/2004 Chen et al. D14/441

D495,328 S * 8/2004 Chang D14/349

* cited by examiner

Primary Examiner—Freda S. Nunn

(74) *Attorney, Agent, or Firm*—Curtis L. Harrington

(57) **CLAIM**

The ornamental design for a computer front panel, as shown and described.

DESCRIPTION

FIG. 1 is a perspective view of the computer front panel, dashed line structure showing environment and forming no part of the invention hereof;

FIG. 2 is a front view;

FIG. 3 is a right side view, a left side view being a mirror image thereof;

FIG. 4 is a top view; and,

FIG. 5 is a bottom view.

1 Claim, 2 Drawing Sheets

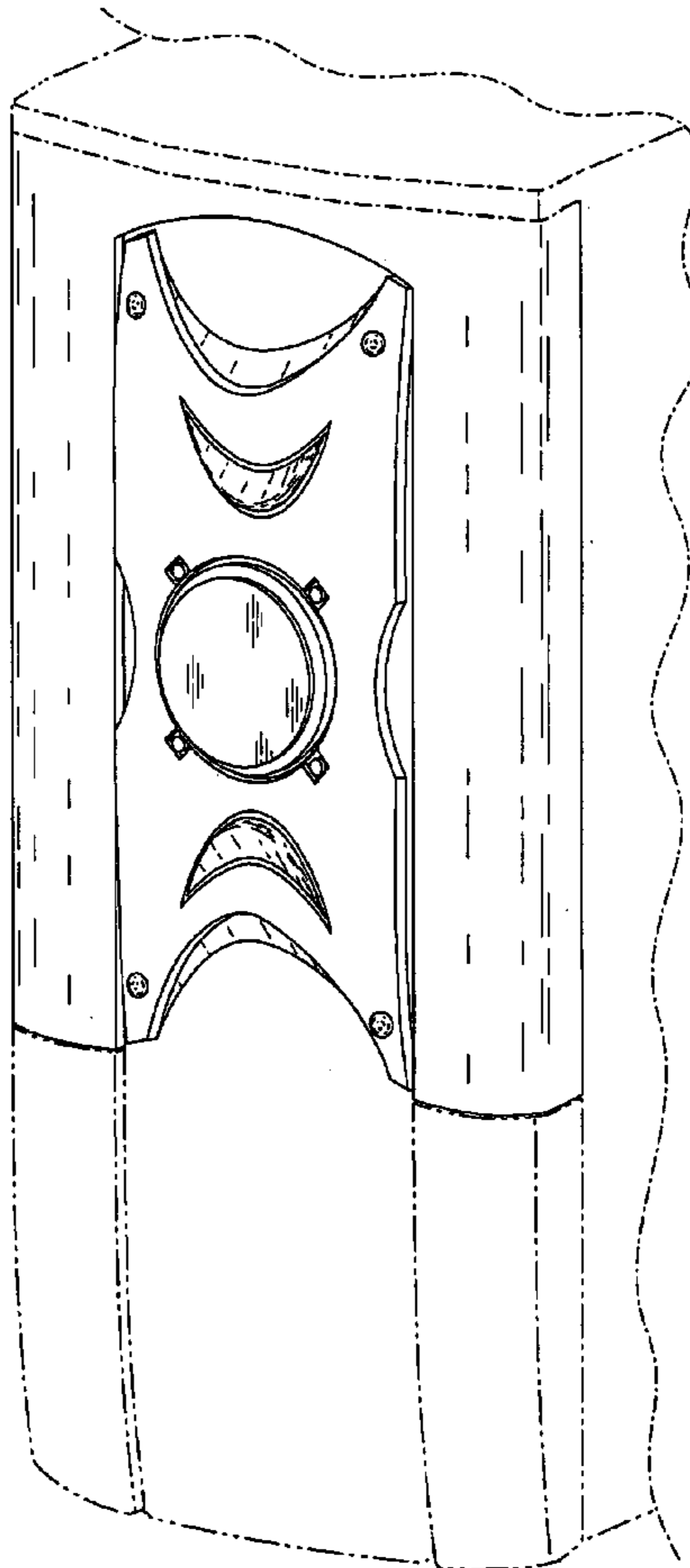


Fig. 1

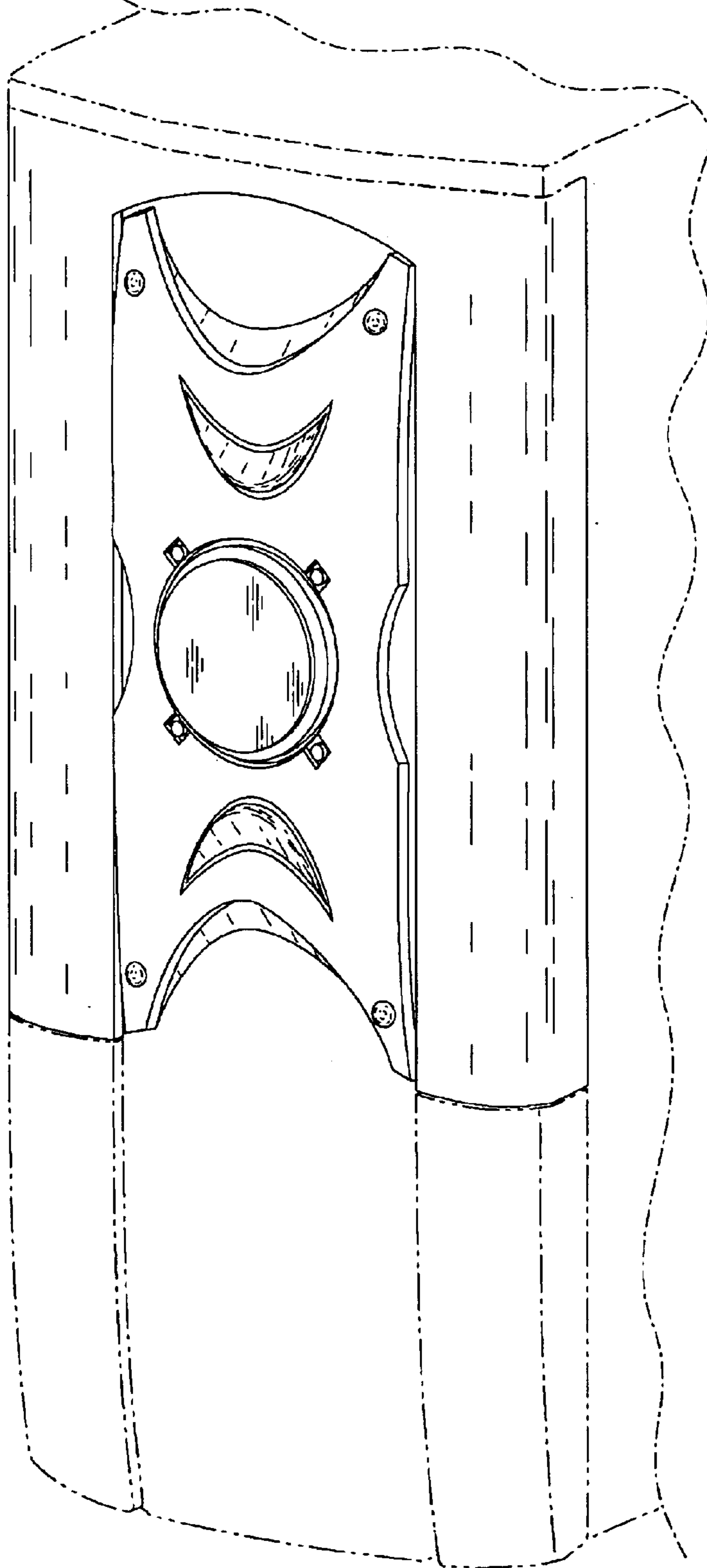


Fig. 4

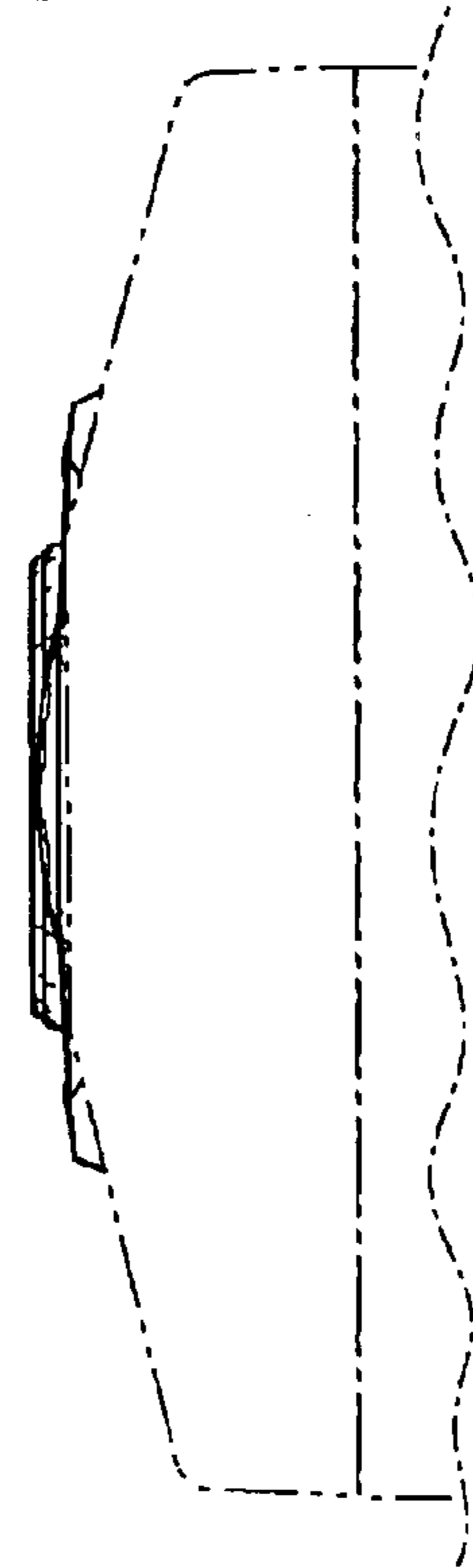


Fig. 5



Fig. 2

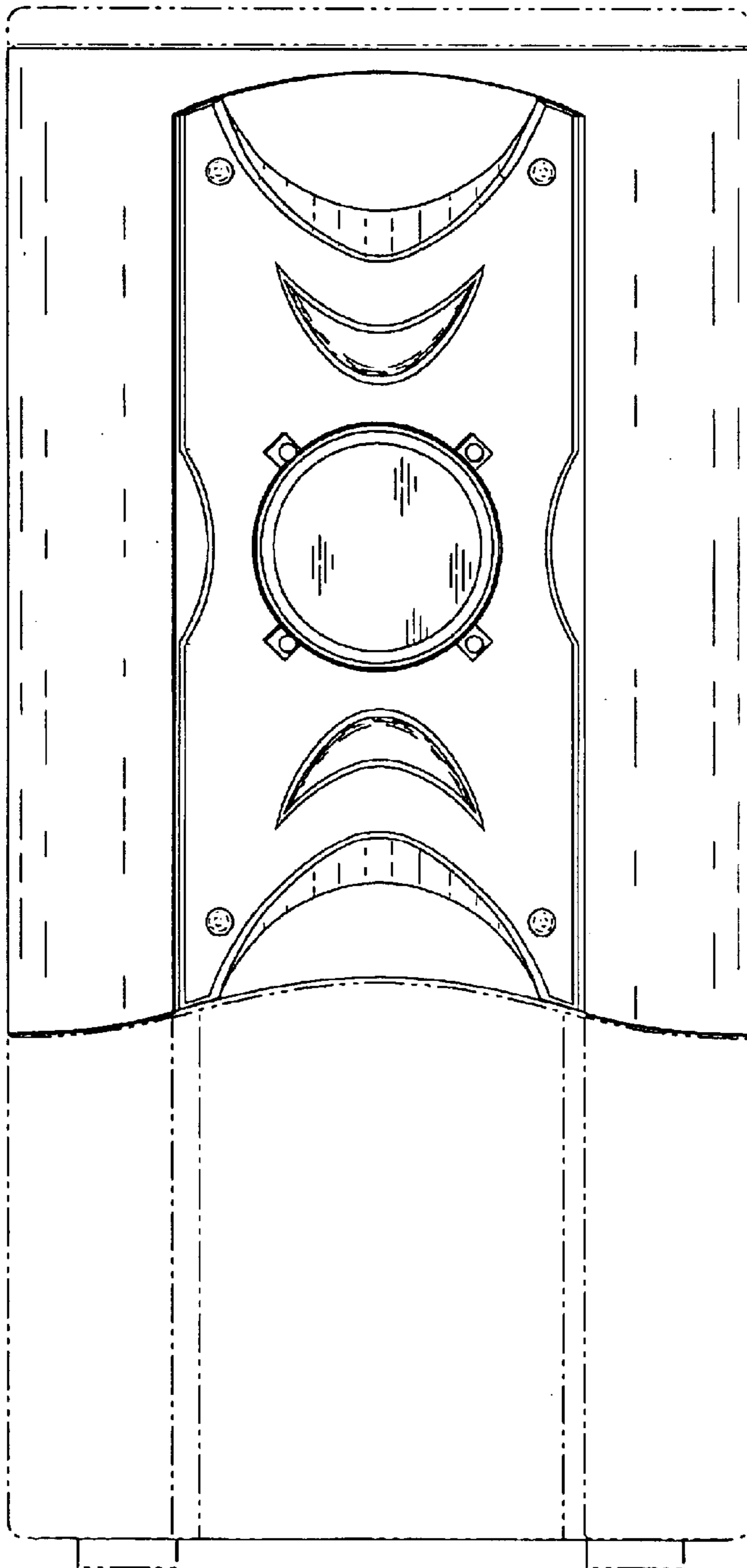


Fig. 3

