

US00D500031S

(12) **United States Design Patent**  
**Hong**

(10) **Patent No.:** **US D500,031 S**

(45) **Date of Patent:** **\*\* Dec. 21, 2004**

(54) **STYLIZED MICROPHONE**

D295,759 S \* 5/1988 Kolich ..... D17/99  
D376,803 S \* 12/1996 Lee ..... D14/228

(75) **Inventor:** **Gui Fan Hong**, Putuo Distribute (CN)

\* cited by examiner

(73) **Assignee:** **Magic Mic Tech (USA), Inc.**, Arcadia, CA (US)

*Primary Examiner*—Paula A. Greene

(74) *Attorney, Agent, or Firm*—Frank Frisenda, Jr.

(\*\*) **Term:** **14 Years**

(57) **CLAIM**

(21) **Appl. No.:** **29/196,780**

The design for stylized microphone, substantially as shown and described.

(22) **Filed:** **Jan. 5, 2004**

**DESCRIPTION**

(51) **LOC (7) Cl.** ..... **14-01**

(52) **U.S. Cl.** ..... **D14/228**

(58) **Field of Search** ..... D14/225, 226,  
D14/227, 228, 229; 379/430, 431; 381/157,  
158, 181, 111, 355, 361; 446/416; D17/10,  
99

FIG. 1 is a prospective view showing my new design;  
FIG. 2 is a front view thereof;  
FIG. 3 is a left side view thereof;  
FIG. 4 is a back view thereof;  
FIG. 5 is a top view thereof; and,  
FIG. 6 is a bottom view thereof.

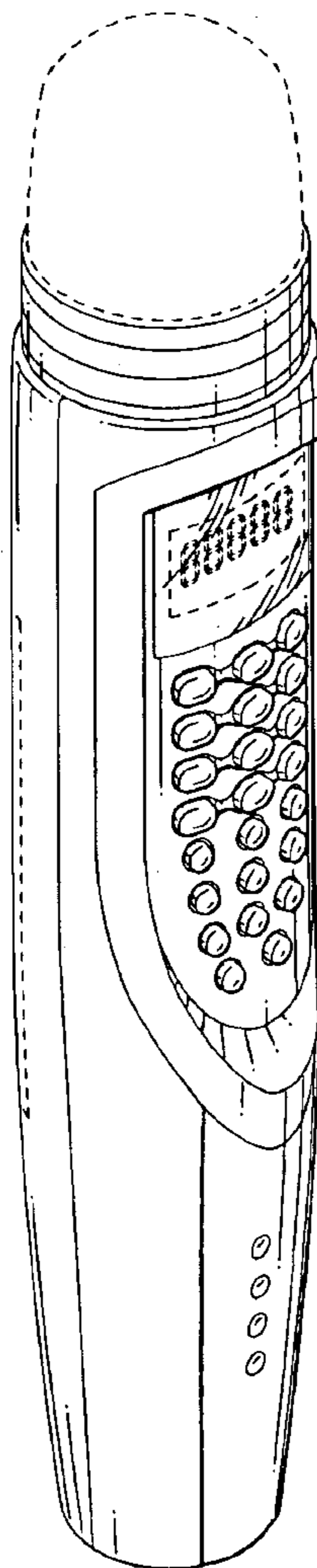
The broken lines in all Figures is for illustrative purposes only and forms no part of the claimed design.

(56) **References Cited**

**U.S. PATENT DOCUMENTS**

D200,051 S \* 1/1965 Wassmann ..... D14/228

**1 Claim, 4 Drawing Sheets**



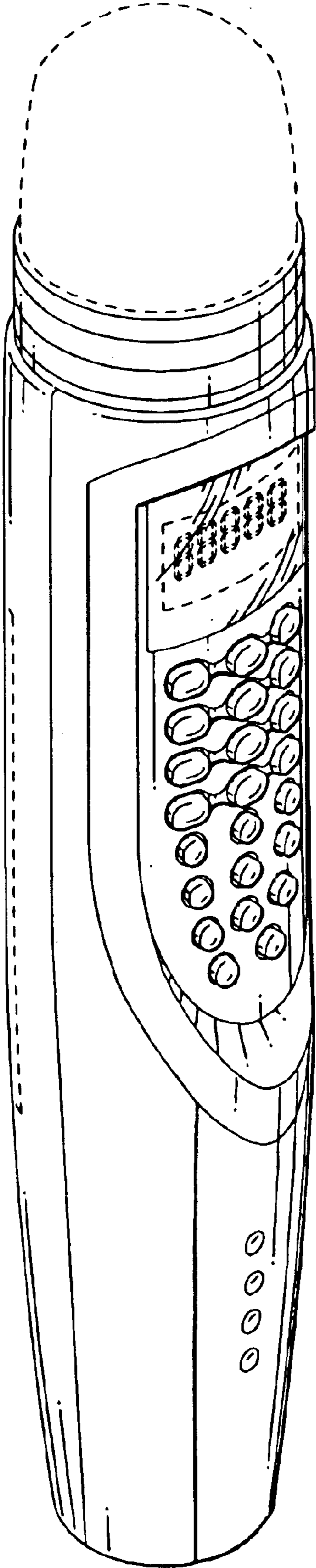


FIG. 1




FIG. 2

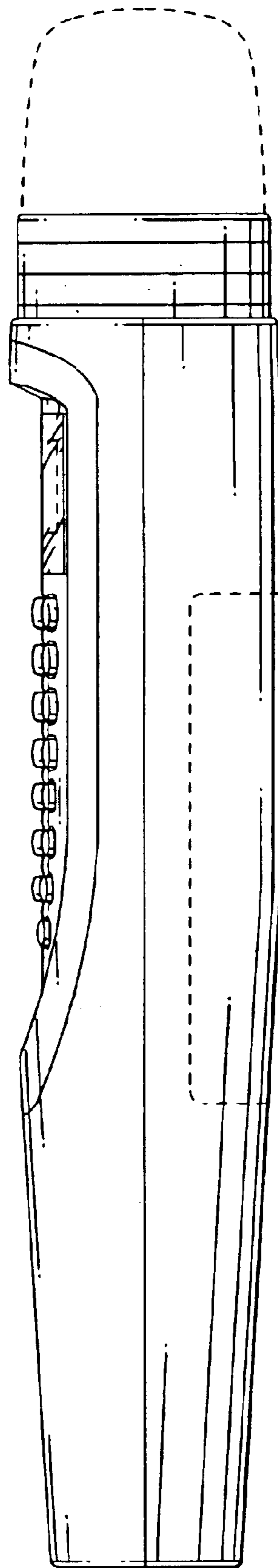


FIG. 3




FIG. 4

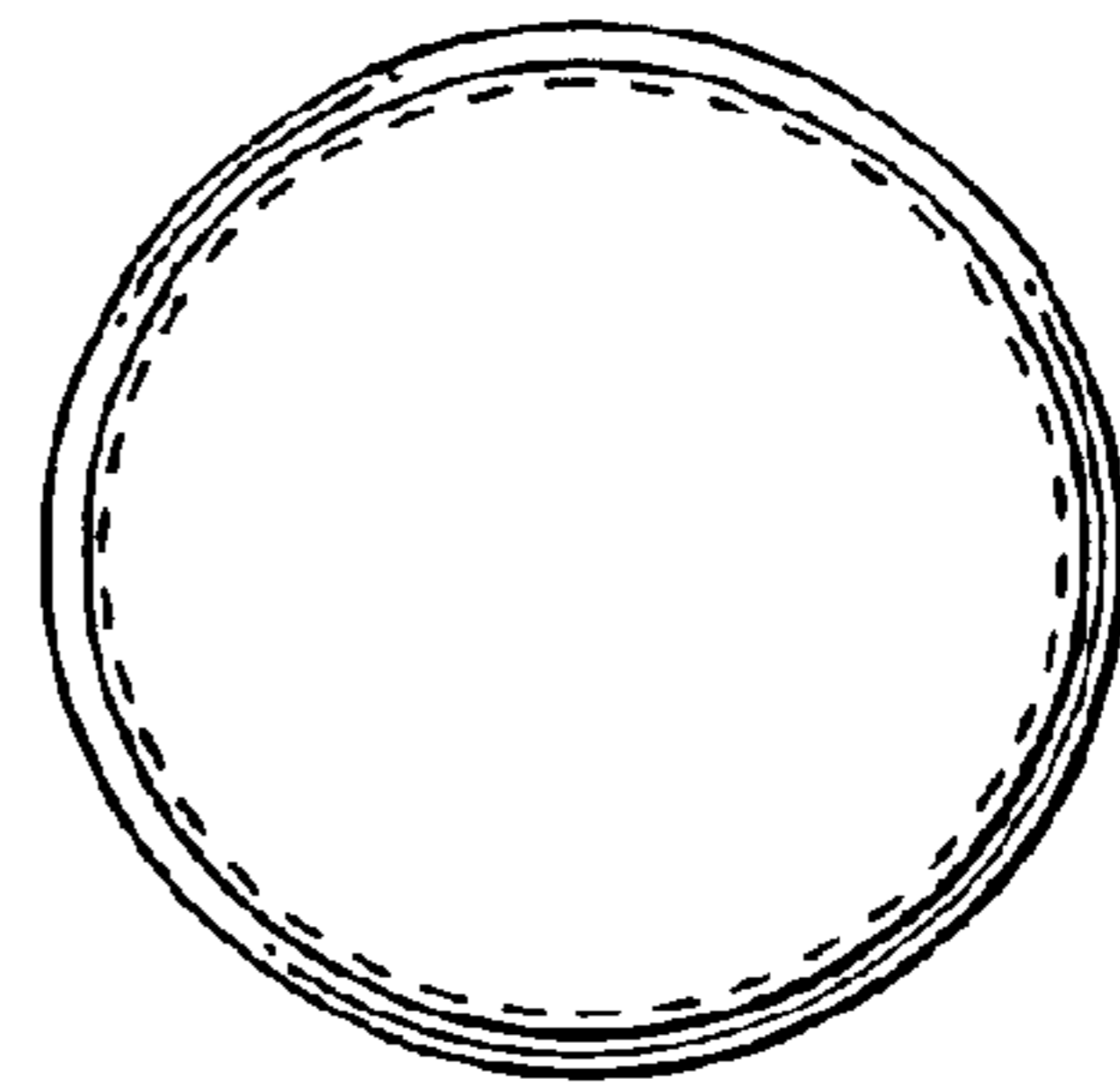


FIG. 5

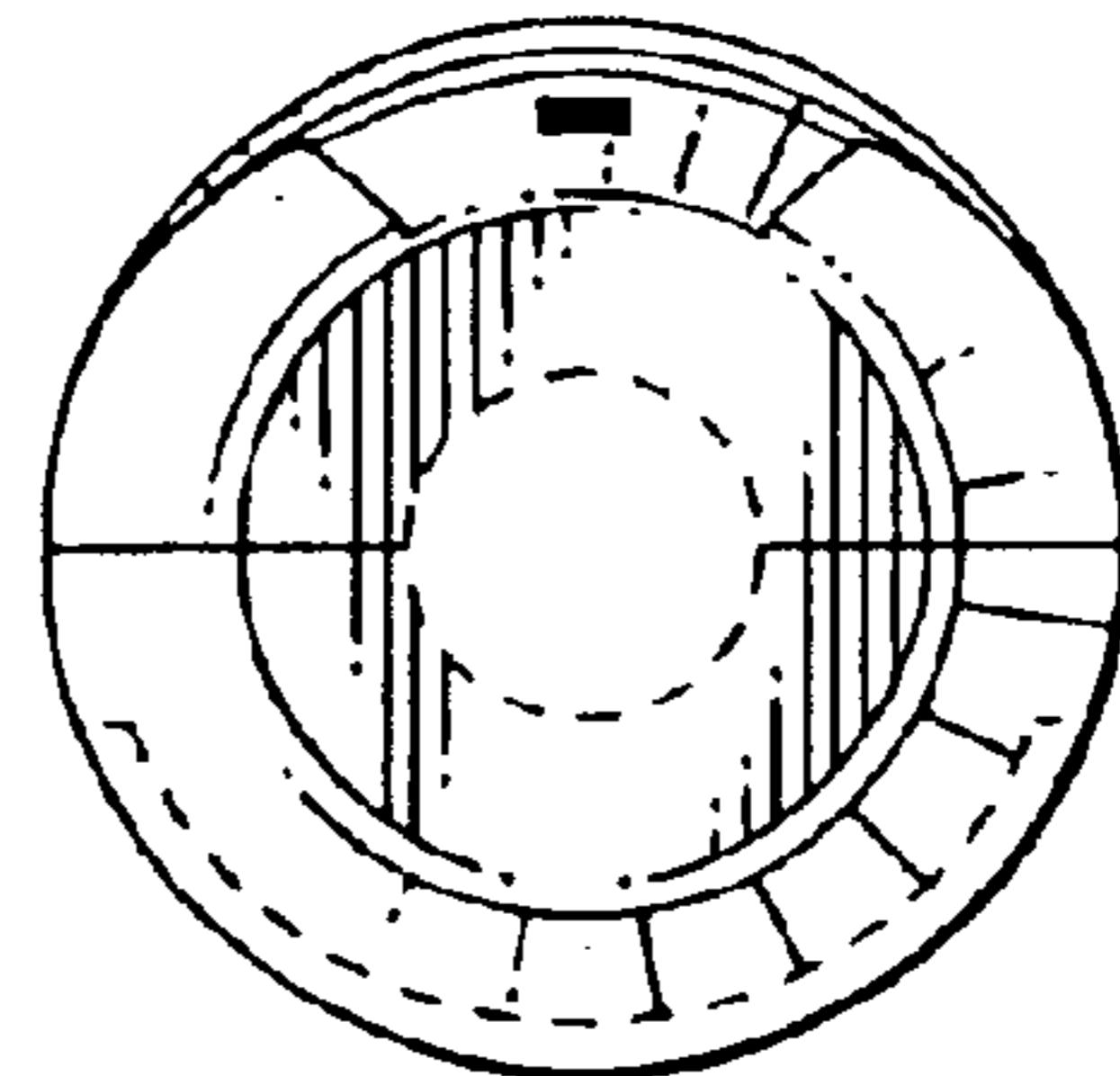


FIG. 6