

US00D500029S

(12) **United States Design Patent** (10) **Patent No.:** **US D500,029 S**
Morisada (45) **Date of Patent:** **** Dec. 21, 2004**

(54) **REMOTE CONTROLLER**

FOREIGN PATENT DOCUMENTS

(75) **Inventor:** **Katsuhiro Morisada, Daito (JP)**

JP	1 148 520	7/2002
JP	1 204 621	5/2004

(73) **Assignee:** **Funai Electric Company, Limited, Osaka (JP)**

OTHER PUBLICATIONS

(**) **Term:** **14 Years**

Sound and Vision magazine, Jul./Aug. 2004, p. 40, the remote control.*

(21) **Appl. No.:** **29/204,213**

* cited by examiner

(22) **Filed:** **Apr. 27, 2004**

Primary Examiner—Ian Simmons

Assistant Examiner—John Windmuller

(30) **Foreign Application Priority Data**

(74) *Attorney, Agent, or Firm*—Sughrue Mion, PLLC

Oct. 28, 2003 (JP) 2003-031806

(57) **CLAIM**

(51) **LOC (7) Cl.** **14-03**

The ornamental design for a remote controller, as shown.

(52) **U.S. Cl.** **D14/218**

DESCRIPTION

(58) **Field of Search** D14/174, 217, D14/218, 137-139, 151, 191-193, 299, 167, 168; D13/168, 162-164; D21/512-517, 566; D10/104, 106; 455/352-355, 151.1-151.4, 128, 347, 90.3; 348/114, 734

FIG. 1 is a perspective view of the top, front and right side of a remote controller showing my new design;
FIG. 2 is a front elevational view thereof;
FIG. 3 is a rear elevational view thereof;
FIG. 4 is a top plan view thereof;
FIG. 5 is a bottom plan view thereof;
FIG. 6 is a left side elevational view thereof; and,
FIG. 7 is a right side elevational view thereof.

(56) **References Cited**

U.S. PATENT DOCUMENTS

D346,152 S	*	4/1994	Zaugg	D13/168
D382,307 S	*	8/1997	Sharpe et al.	D21/405
D395,887 S	*	7/1998	Tonino	D14/218
D476,975 S	*	7/2003	Rodriquez, Sr.	D14/218

1 Claim, 4 Drawing Sheets

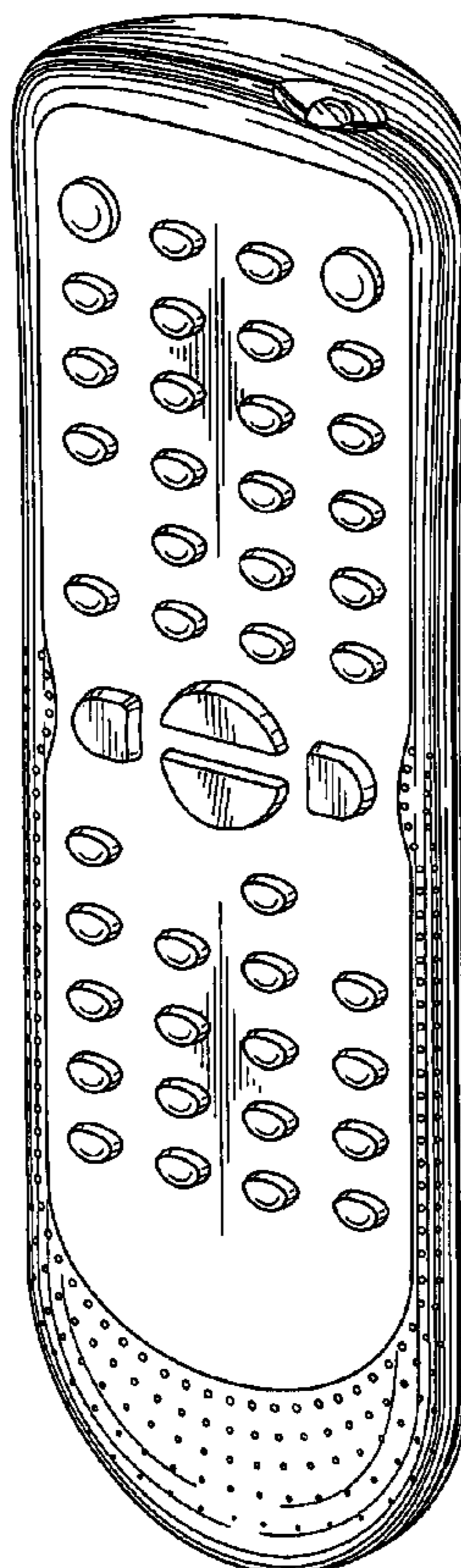


FIG. 1

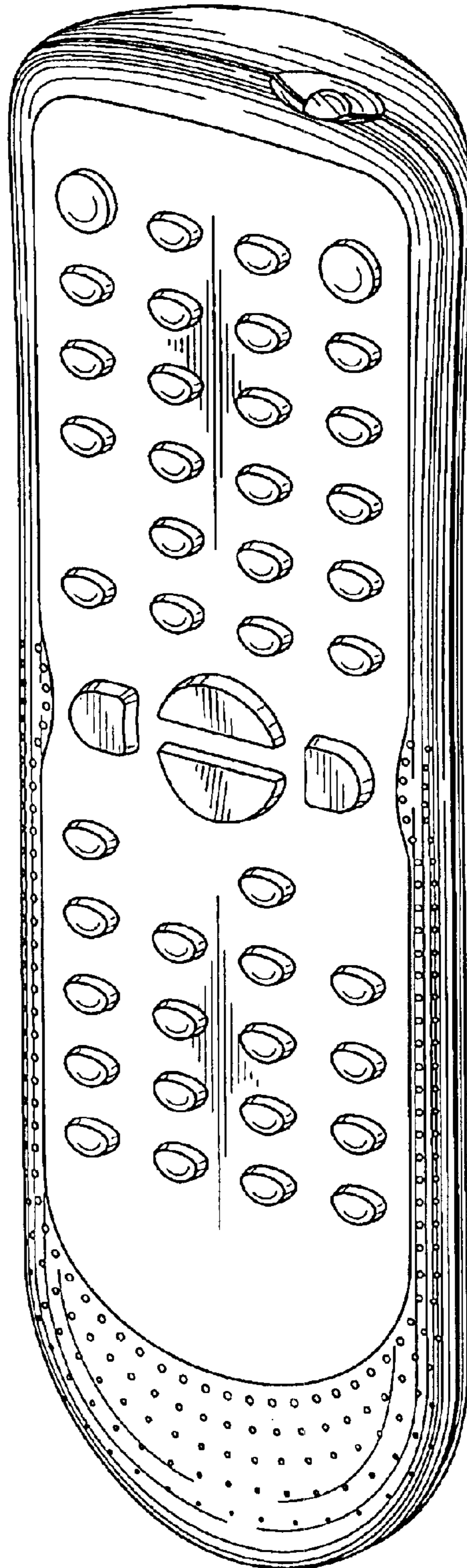


FIG. 2

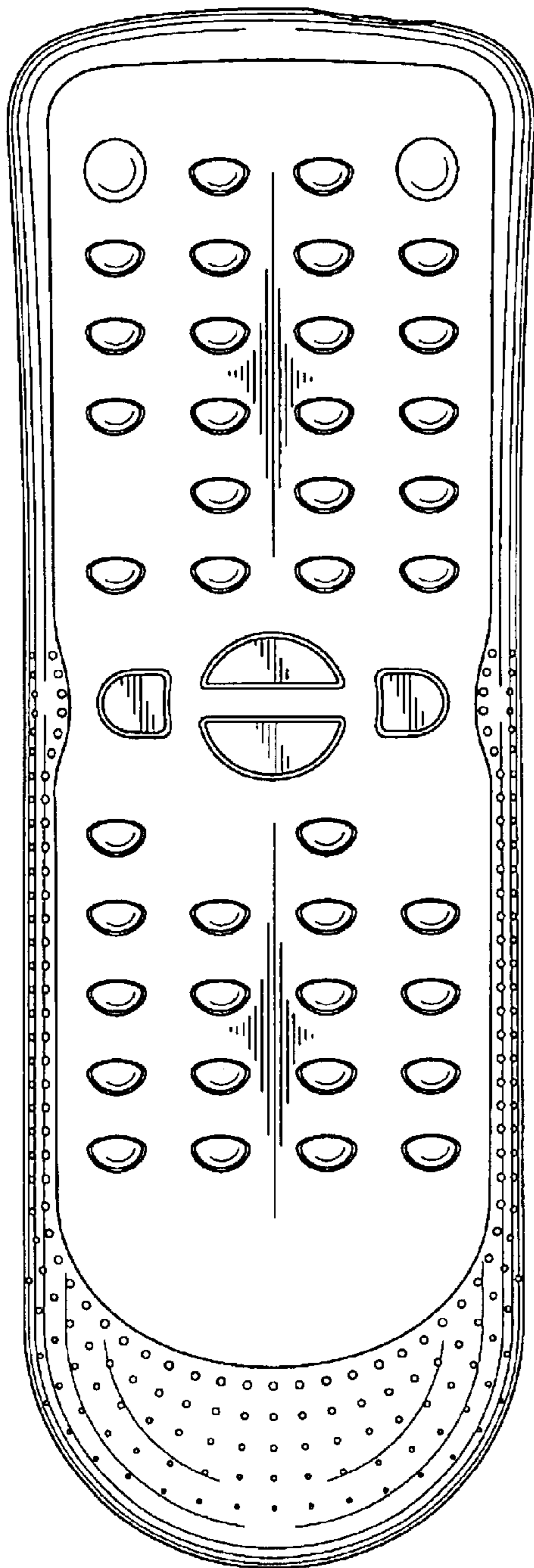


FIG. 3

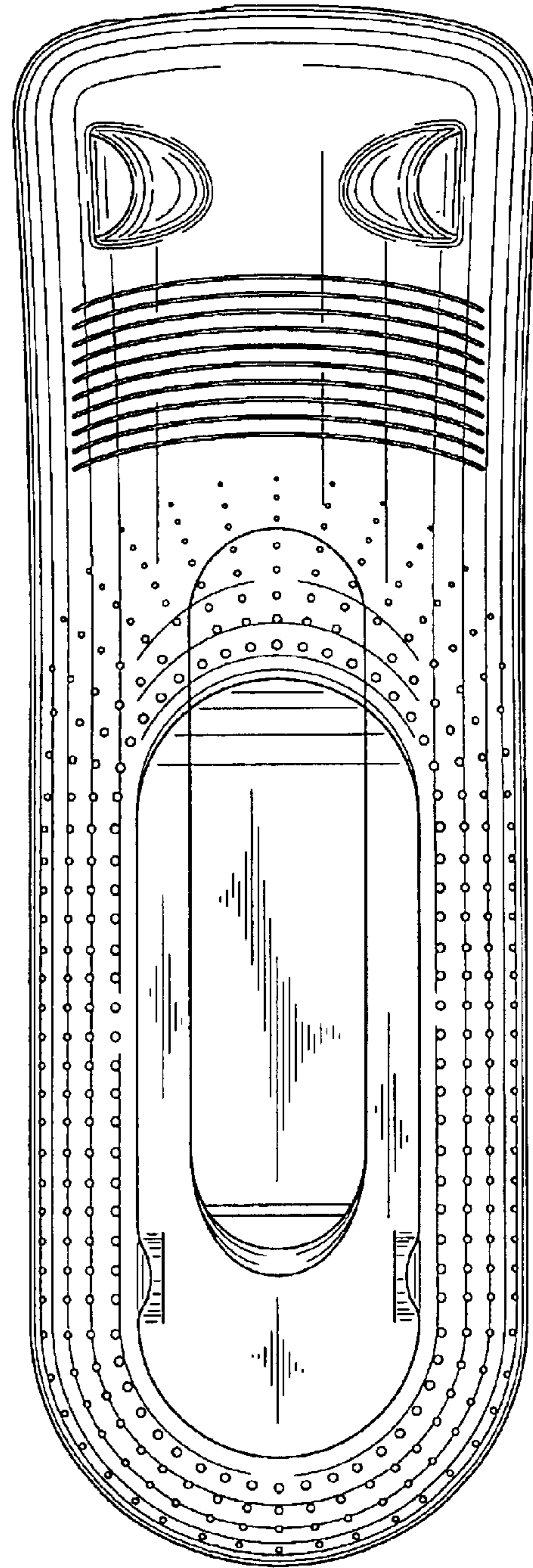


FIG. 4

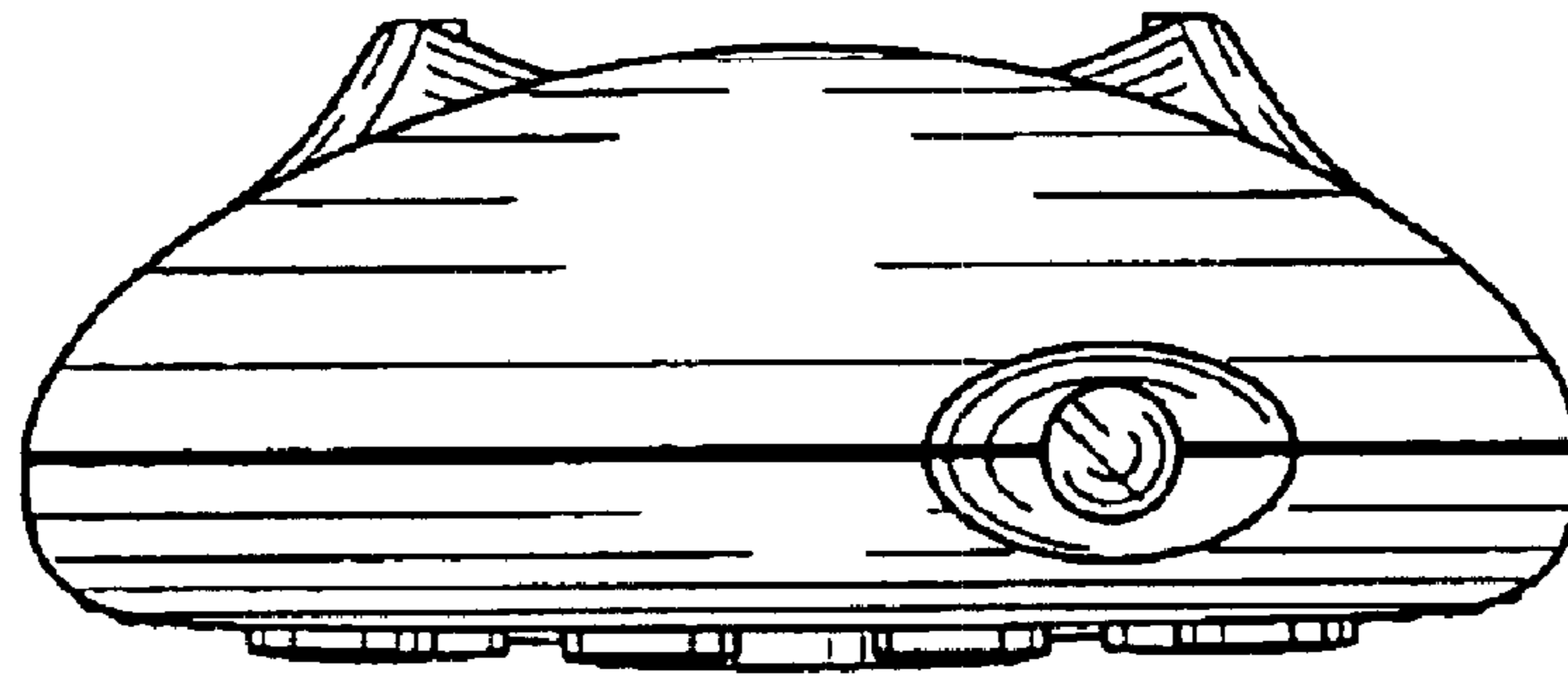


FIG. 5

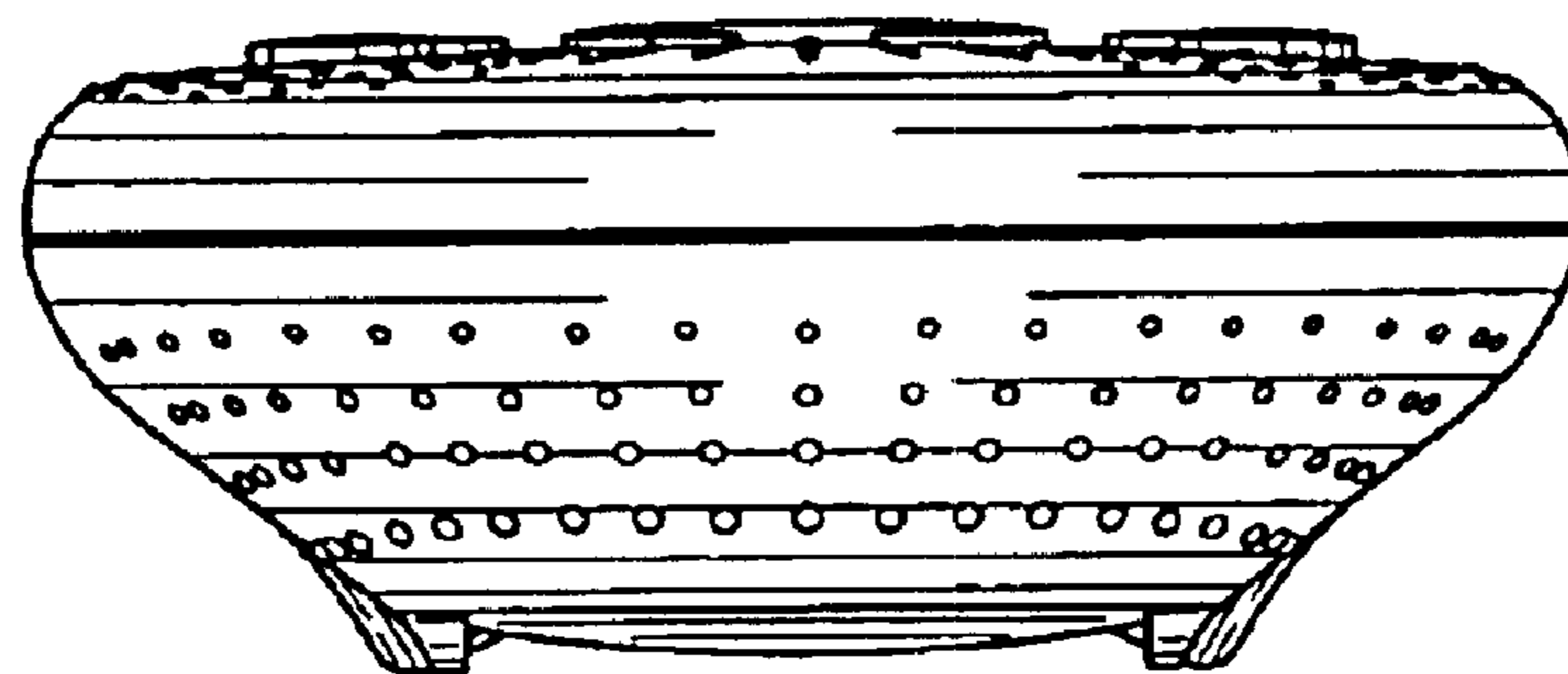


FIG. 6

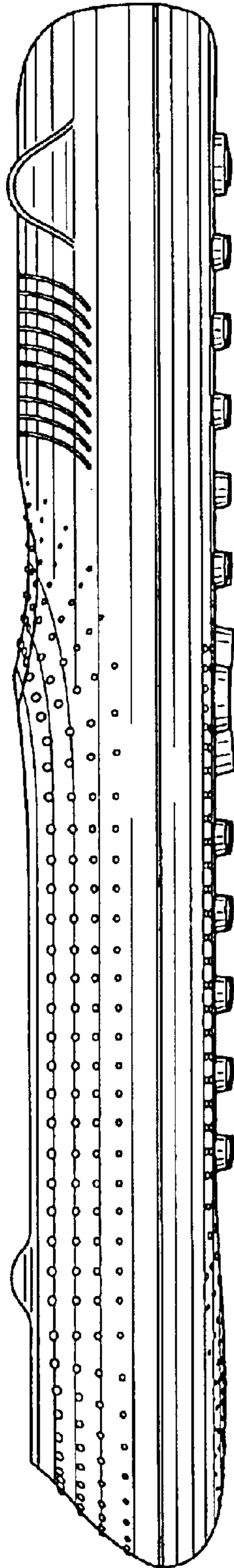


FIG. 7

