

US00D500016S

(12) **United States Design Patent** (10) **Patent No.:** **US D500,016 S**
Kim (45) **Date of Patent:** **** Dec. 21, 2004**

(54) **CELLULAR PHONE**

(75) **Inventor:** **Jong-Yoon Kim, Ichon (KR)**

(73) **Assignee:** **Curitel Communications, Inc. (KR)**

(**) **Term:** **14 Years**

(21) **Appl. No.:** **29/201,039**

(22) **Filed:** **Mar. 8, 2004**

(51) **LOC (7) Cl. 14-03**

(52) **U.S. Cl. D14/138**

(58) **Field of Search** D14/137, 138,
D14/218, 147-148, 247-248, 144, 341-347;
379/433.01-433.13, 419, 434, 428.01-428.04,
420.01-420.04, 440; 455/550.1-90.3; D21/517;
D13/168; D18/2, 7; 345/168, 169

(56) **References Cited**

U.S. PATENT DOCUMENTS

D440,955 S	*	4/2001	Tanaka et al.	D14/138
D445,412 S	*	7/2001	Lee et al.	D14/138
D458,594 S	*	6/2002	Jang	D14/138
D468,283 S	*	1/2003	Hong et al.	D14/138
D469,070 S	*	1/2003	Lee	D14/138
D475,688 S	*	6/2003	Pierce et al.	D14/138
D477,296 S	*	7/2003	Minamide	D14/138
D481,697 S	*	11/2003	Rausch et al.	D14/138
D483,342 S	*	12/2003	Lee et al.	D14/138
D484,863 S	*	1/2004	Chan	D14/138
D485,248 S	*	1/2004	Ogawa	D14/138
D485,249 S	*	1/2004	Liao et al.	D14/138
D485,818 S	*	1/2004	Yabe et al.	D14/138
D486,809 S	*	2/2004	Hwang	D14/138
D490,065 S	*	5/2004	Shimazu et al.	D14/138

D491,907 S	*	6/2004	Ogawa	D14/138
2001/0011029 A1	*	8/2001	Iwabuchi et al.	455/566
2004/0014488 A1	*	1/2004	Sawayama et al.	455/550.1
2004/0058724 A1	*	3/2004	Choi	455/575.7
2004/0077384 A1	*	4/2004	Makino et al.	455/575.1
2004/0077385 A1	*	4/2004	Makino et al.	455/575.1
2004/0097262 A1	*	5/2004	Lee	455/556.1

FOREIGN PATENT DOCUMENTS

JP	D1774907	*	6/2002
JP	D1774908	*	6/2002
JP	D1155098	*	10/2002

* cited by examiner

Primary Examiner—Jeffrey Asch

(74) *Attorney, Agent, or Firm*—Blakely Sokoloff Taylor & Zafman LLP

(57) **CLAIM**

The ornamental design for “cellular phone,” as shown and described.

DESCRIPTION

FIG. 1 is a perspective view of the cellular phone showing the new design;
 FIG. 2 is a front view thereof;
 FIG. 3 is a rear view thereof;
 FIG. 4 is a left-side view thereof;
 FIG. 5 is a right-side view thereof;
 FIG. 6 is a top plan view thereof;
 FIG. 7 is a bottom view thereof; and,
 FIG. 8 is a front view showing the cellular phone in an open position.

1 Claim, 5 Drawing Sheets

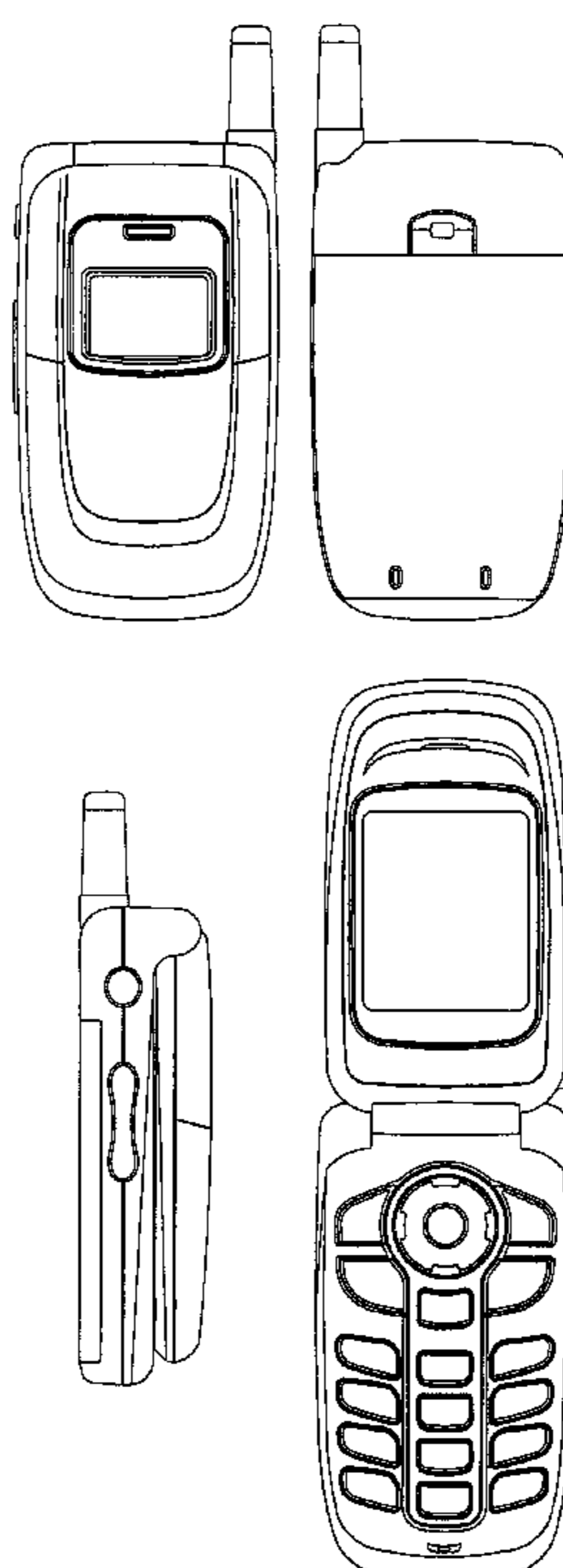


FIG. 1




FIG. 2

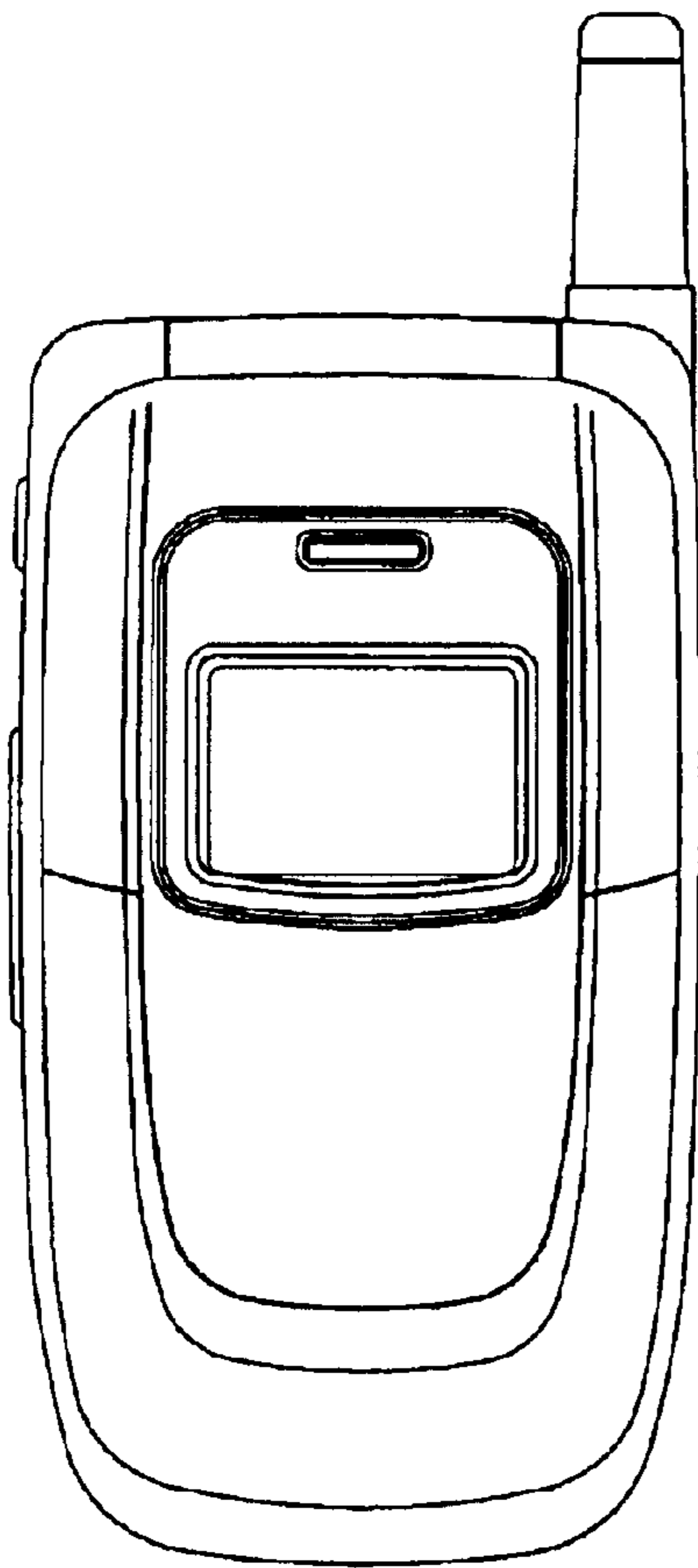


FIG. 3

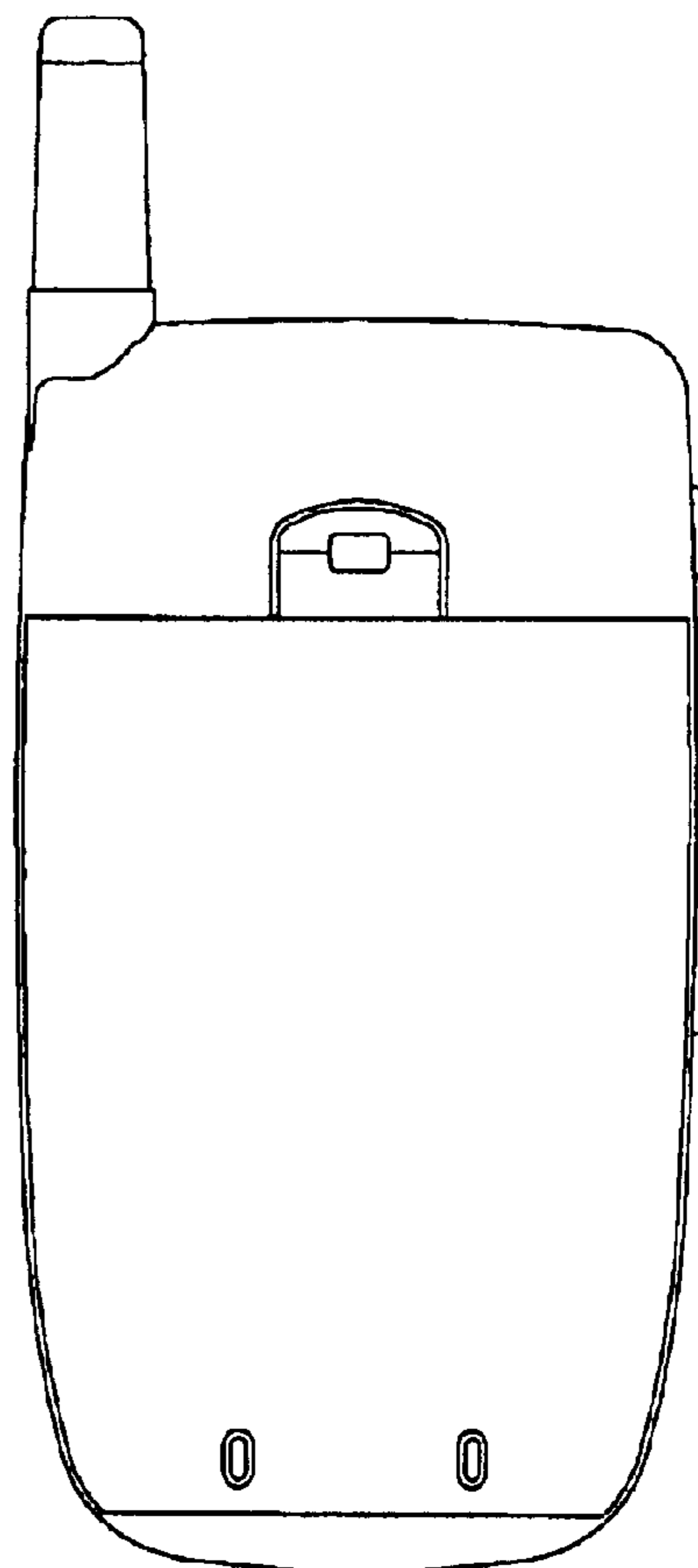


FIG. 4

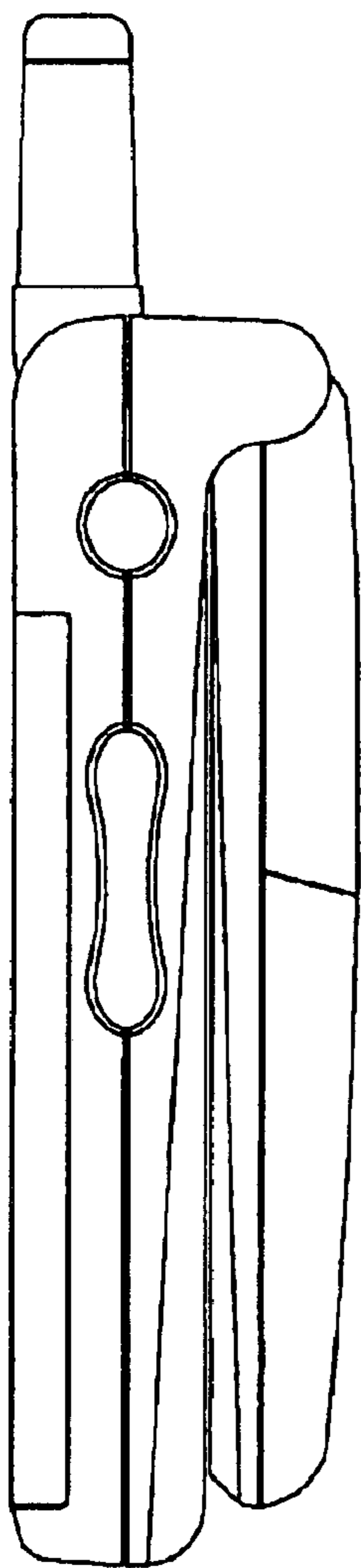


FIG. 5



FIG. 6

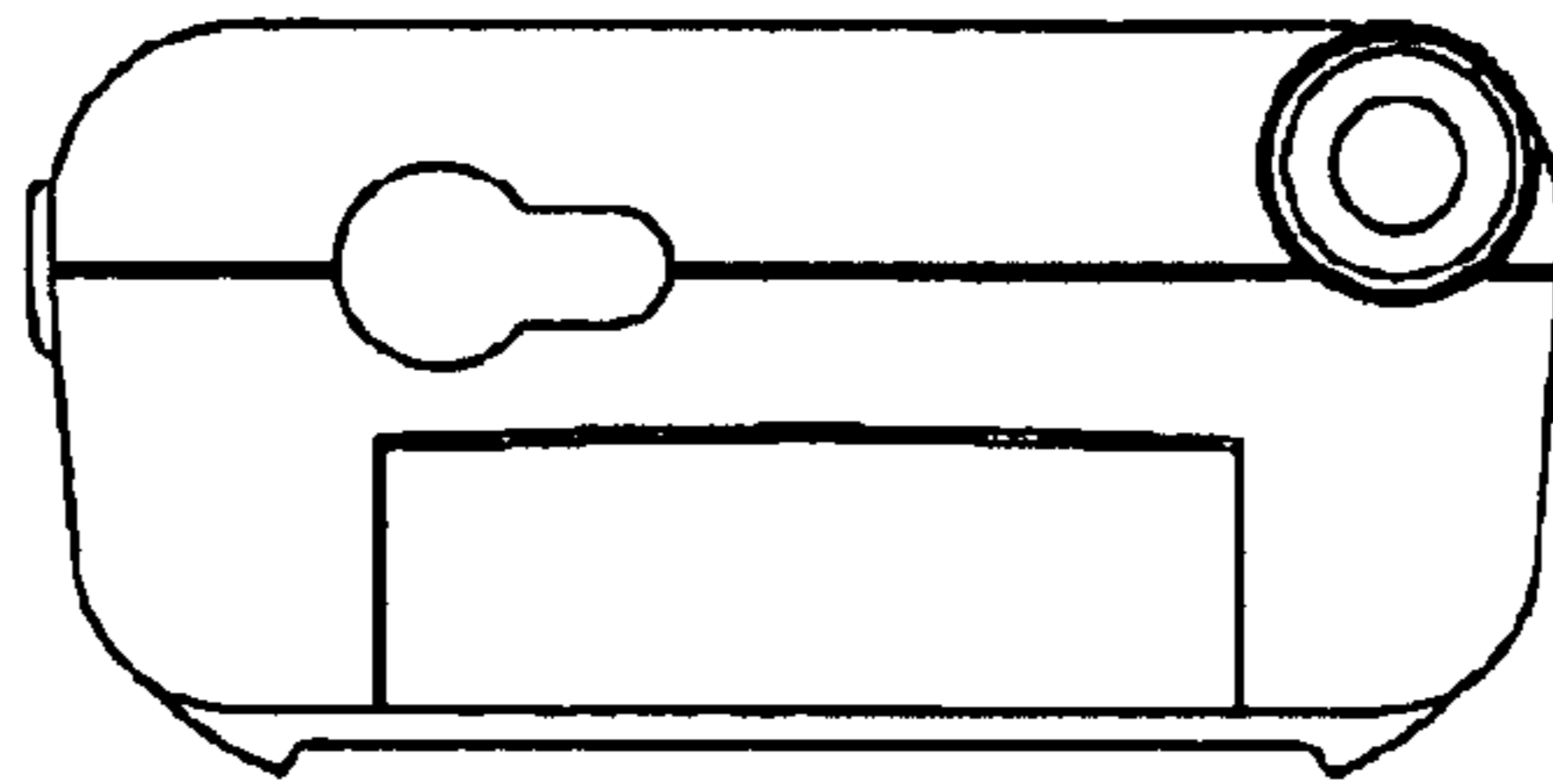


FIG. 7

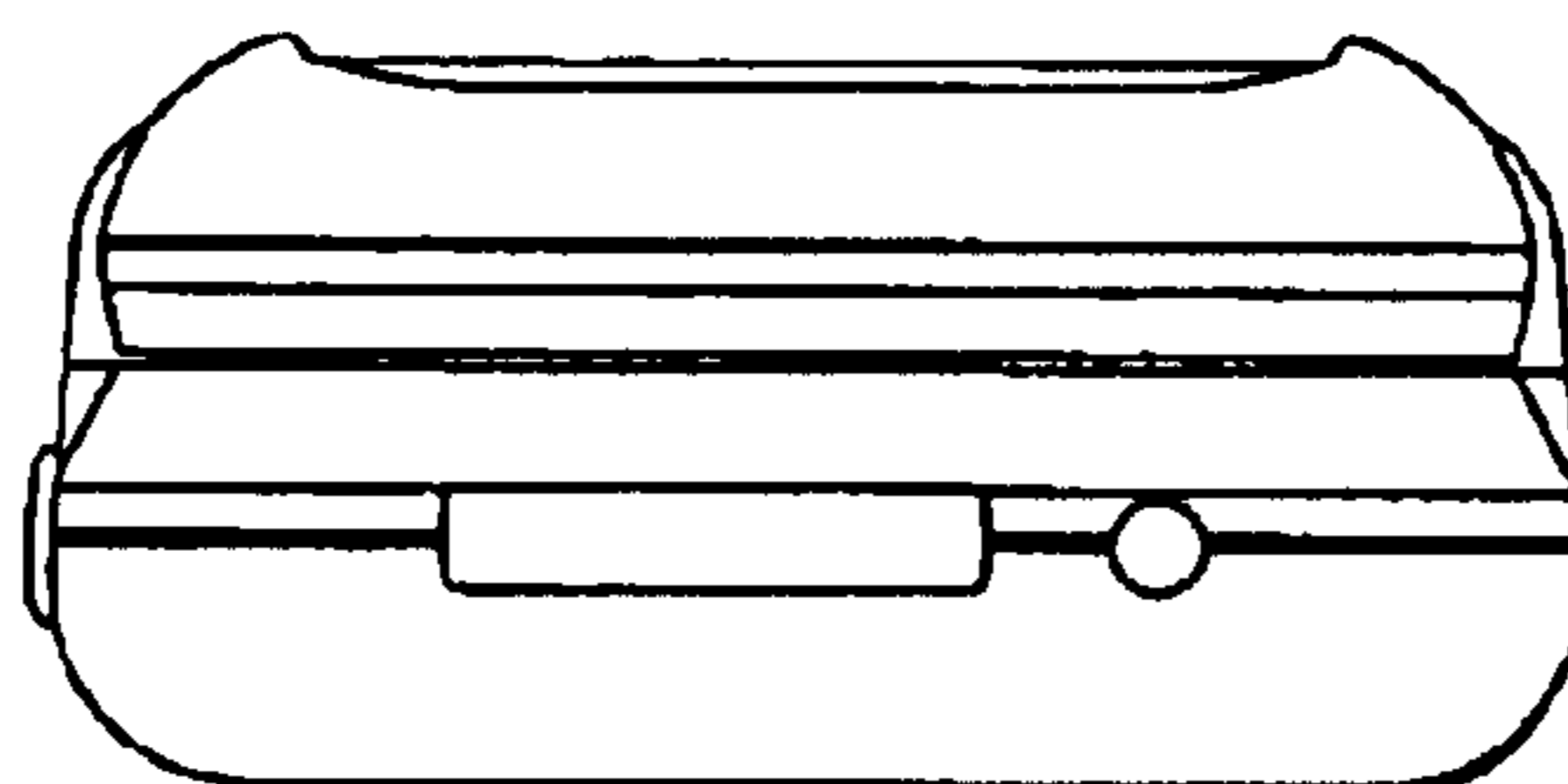


FIG. 8

