



US00D500010S

(12) **United States Design Patent**
Maziarka et al.

(10) **Patent No.:** **US D500,010 S**
(45) **Date of Patent:** **** Dec. 21, 2004**

(54) **TIRE TREAD**

Trivant Warrior TR Tire, 2002 Tread Design Guide, Jan. 2002, p. 67. 4/3.*

(75) Inventors: **Mirosław Bogdan Maziarka**,
Ettelbruck (LU); **Bernd Moritz**,
Freigericht (DE)

* cited by examiner

(73) Assignee: **The Goodyear Tire & Rubber Company**, Akron, OH (US)

Primary Examiner—Robert M. Spear
(74) *Attorney, Agent, or Firm*—David L. King; Richard B. O’Planick

(**) Term: **14 Years**

(57) **CLAIM**

(21) Appl. No.: **29/186,518**

The ornamental design for a tire tread, as shown and described.

(22) Filed: **Jul. 16, 2003**

DESCRIPTION

(51) **LOC (7) Cl.** **12-15**

(52) **U.S. Cl.** **D12/590**

(58) **Field of Search** D12/547, 549–556,
D12/559, 564–565, 586, 588, 590, 600;
152/209.1, 209.9, 209.13, 209.18, 209.25,
209.28

FIG. 1 is a perspective view of a tire tread showing our new design, it being understood that the pattern repeats uniformly throughout the circumference of the tread;

FIG. 2 is a front elevational view thereof;

FIG. 3 is a right side elevational view thereof; the opposite side elevational view being identical thereto; and,

FIG. 4 is an enlarged fragmentary front elevational view thereof.

(56) **References Cited**

U.S. PATENT DOCUMENTS

- D448,707 S * 10/2001 Maziarka et al. D12/595
- D474,734 S * 5/2003 Terver et al. D12/590
- D477,565 S * 7/2003 Terver et al. D12/590


In the drawings, the broken lines defining the sidewall, inner bead and the peripheral boundary between the tire tread and the sidewall are for illustrative purposes only and form no part of the claimed design.

OTHER PUBLICATIONS

- Kumho Ecsta V700 Tire, 2002 Tread Design Guide, Jan. 2002, p. 40. 4/1.*
- Michelin Pilot HX MXM Tire, 2002 Tread Design Guide, Jan. 2002, p. 48. 2/1.*

The dark stippled surface shading represents the recessed portion of the tread grooves having a depth as best shown in FIG. 2.

1 Claim, 4 Drawing Sheets






FIG-1




FIG-2

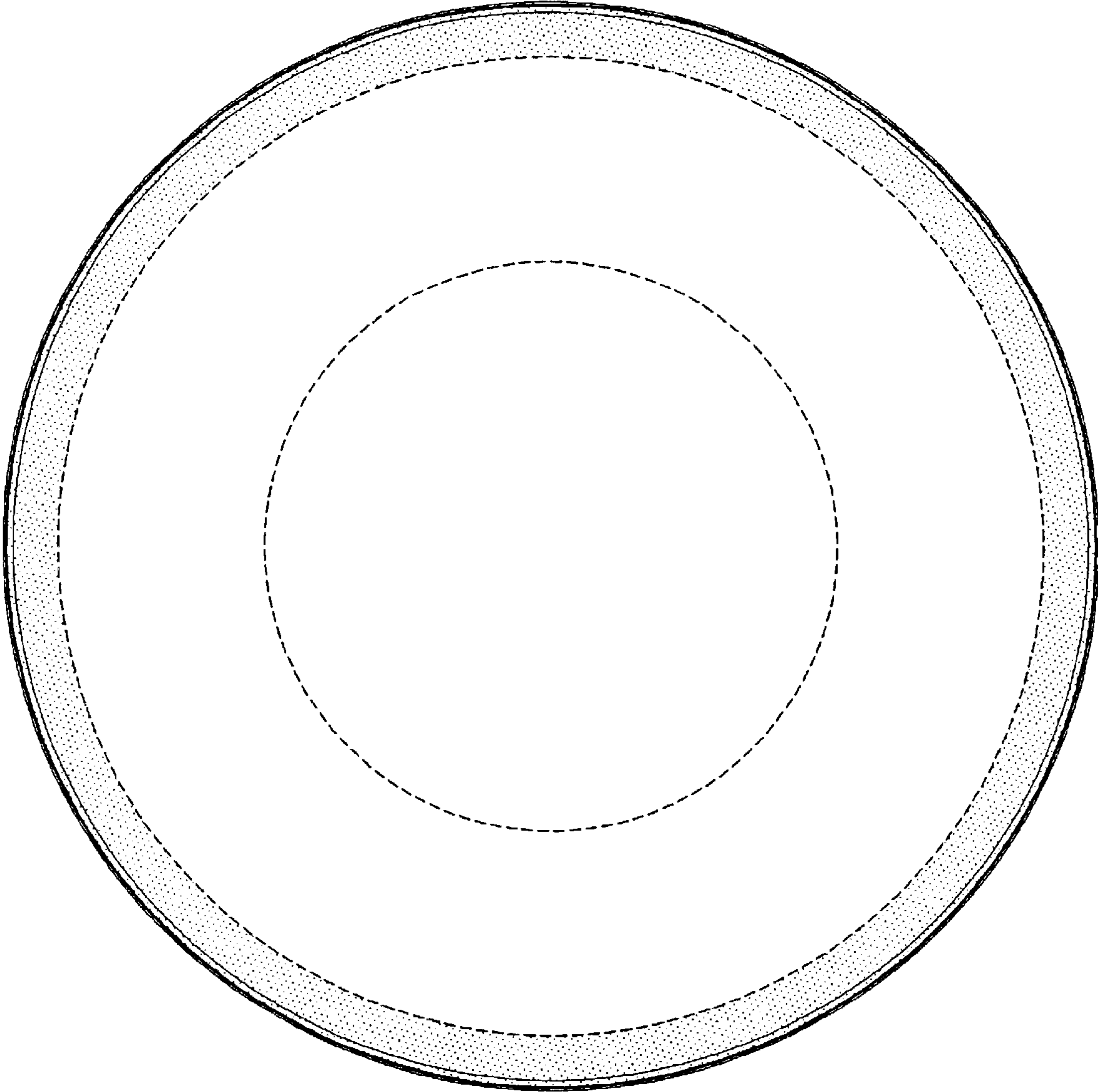


FIG-3

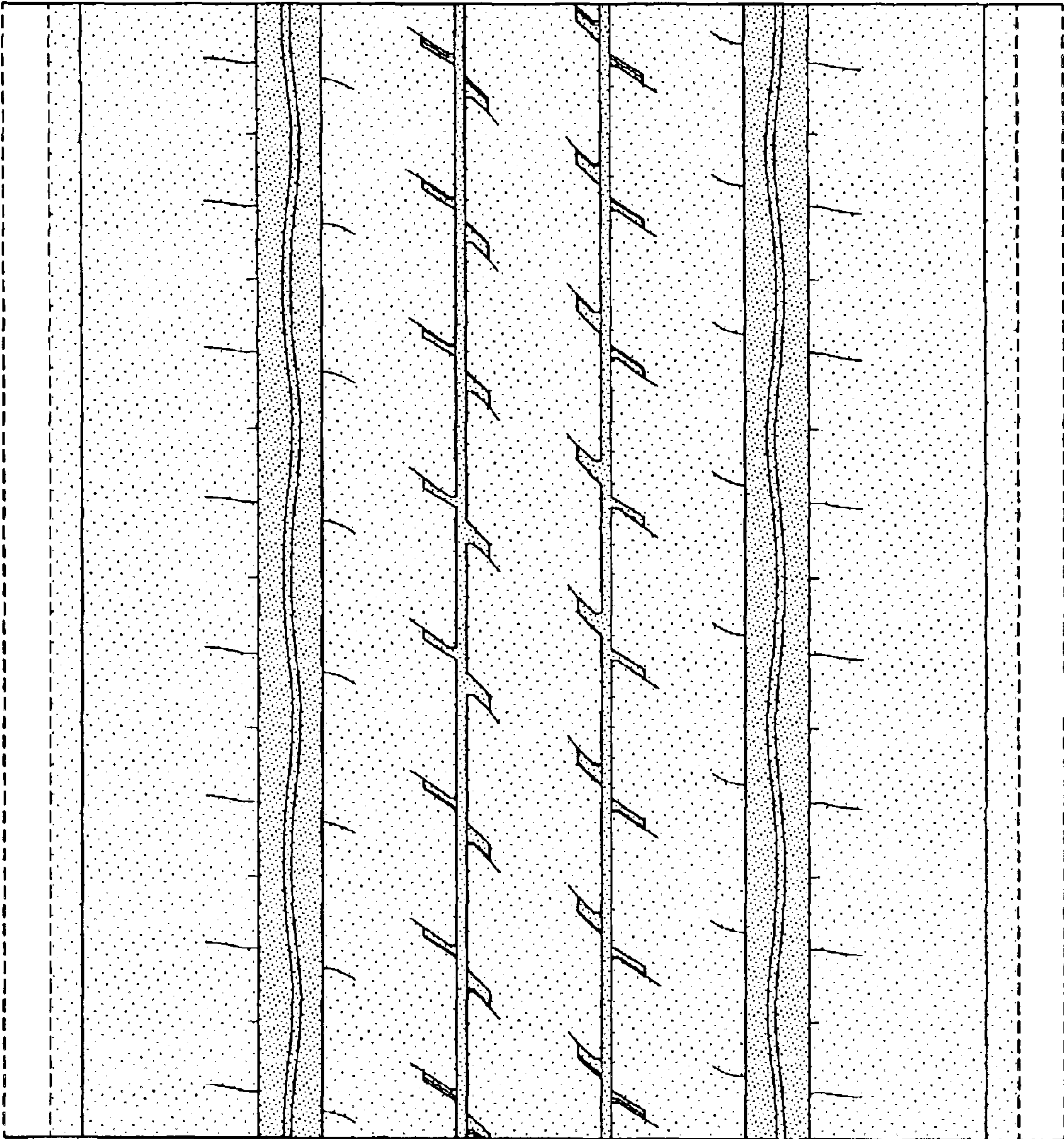


FIG-4